



US00D81777S

(12) **United States Design Patent** (10) **Patent No.:** **US D817,777 S**
Duan et al. (45) **Date of Patent:** **** May 15, 2018**

(54) **PACKING BOX FOR ROPE LIGHTS**

(71) Applicant: **SHENZHEN BRIGHTER LIGHTING CO., LTD**, Shenzhen, Guangdong (CN)

(72) Inventors: **Fangfang Duan**, Guangdong (CN); **Ji Wu**, Guangdong (CN)

(73) Assignee: **SHENZHEN BRIGHTER LIGHTING CO., LTD**, Shenzhen, Guangdong (CN)

(**) Term: **15 Years**

(21) Appl. No.: **29/592,240**

(22) Filed: **Jan. 27, 2017**

(51) **LOC (11) Cl.** **09-01**

(52) **U.S. Cl.**
USPC **D9/653; D9/432**

(58) **Field of Classification Search**
USPC D3/270, 271.1–271.4; D9/600, 652–653, D9/414–434; 206/457, 459.5, 527; 215/381–384, 400; 229/116.1
CPC B65D 5/42; B65D 5/4208; B65D 81/30; B65D 81/60; B65D 81/365; B65D 81/366; B65D 81/368; B65D 2203/00; B65D 2203/02; B65D 67/00; B65D 5/75; A63H 81/16
See application file for complete search history.

(56) **References Cited**

U.S. PATENT DOCUMENTS

3,098,600 A * 7/1963 Hagan B65D 5/0227
229/132
D351,786 S * 10/1994 Grunhut D9/423

D391,481 S * 3/1998 Oxley D9/432
D449,525 S * 10/2001 Sturgess D9/432
D535,190 S * 1/2007 Chen D9/432
D539,645 S * 4/2007 Chen D9/432
D547,669 S * 7/2007 Lee D9/432
D553,995 S * 10/2007 Lee D9/432
D643,741 S * 8/2011 Kaneko D9/432
D655,156 S * 3/2012 Schrimpf D9/432
D664,040 S * 7/2012 Fan D9/432
D687,706 S * 8/2013 Akana D9/414

* cited by examiner

Primary Examiner — Sandra L Morris

(74) *Attorney, Agent, or Firm* — Leason Ellis LLP

(57) **CLAIM**

The ornamental design for a packing box for rope lights, as shown and described.

DESCRIPTION

The file of this patent contains at least one drawing/photograph executed in color. Copies of this patent with color drawing(s)/photograph(s) will be provided by the Office upon request and payment of the necessary fee.
FIG. 1 is a front elevational view of a packing box for rope lights showing my new design;
FIG. 2 is a rear elevational view thereof;
FIG. 3 is a left side elevational view thereof;
FIG. 4 is a right side elevational view thereof;
FIG. 5 is a top plan view thereof;
FIG. 6 is a bottom plan view thereof; and,
FIG. 7 is a perspective view thereof.

1 Claim, 7 Drawing Sheets
(7 of 7 Drawing Sheet(s) Filed in Color)






FIGURE 1

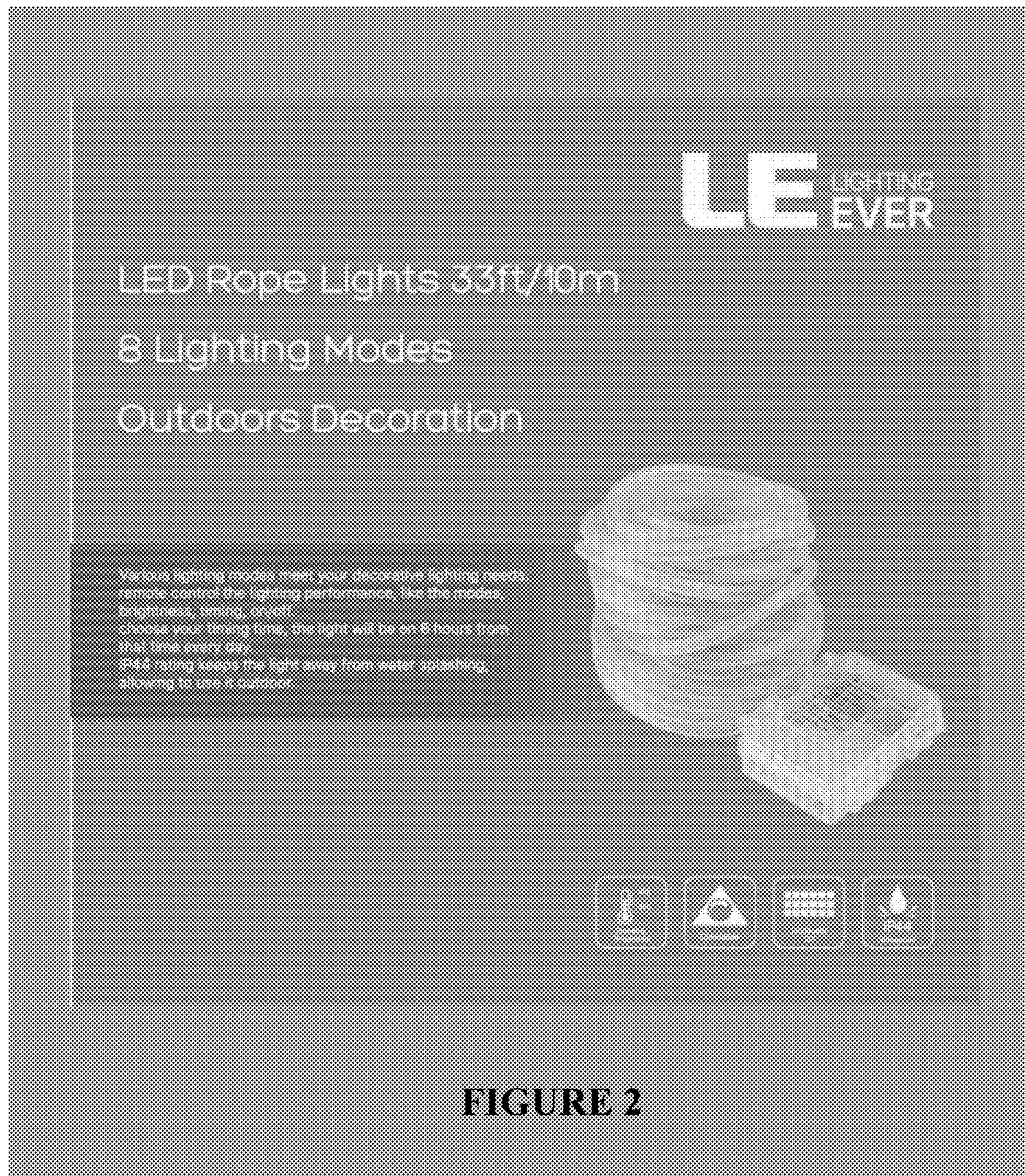


FIGURE 2

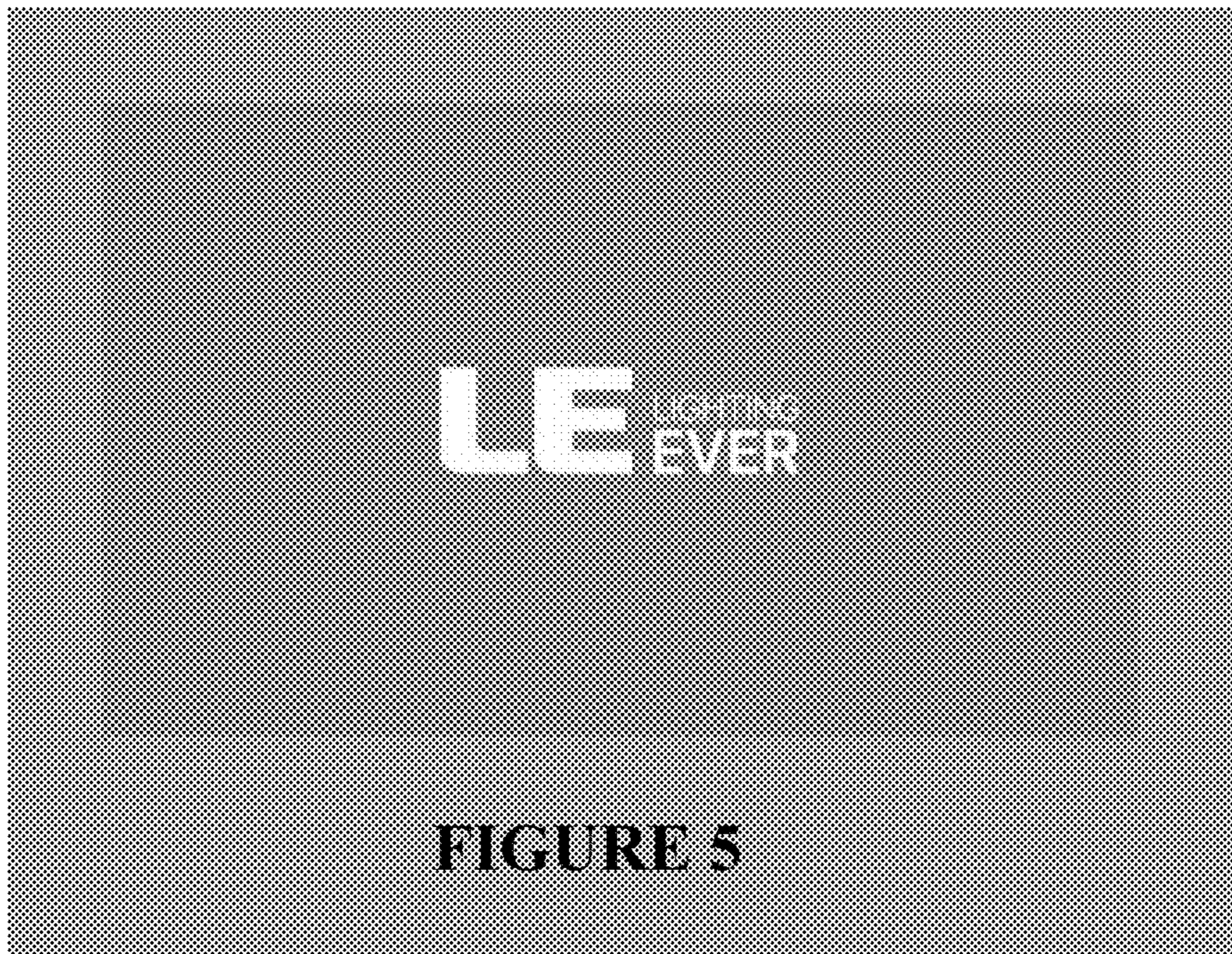
LED Rope Lights
8 Light Mode Options

RGBY

<i>Features</i>	
Input Voltage	4.5V DC
Material	PVC+ Cu
LED Quantity	120units
Waterproof	IP44
Mercury Content	No

FIGURE 3








FIGURE 6



FIGURE 7