



US00D817753S

(12) **United States Design Patent** (10) **Patent No.:** **US D817,753 S**
Pedley et al. (45) **Date of Patent:** **** May 15, 2018**

(54) **SPRING ARRAY** 5,211,372 A * 5/1993 Smith, Jr. F01L 25/08
251/129.19
(71) Applicant: **Woodward, Inc.**, Fort Collins, CO (US) 5,218,896 A 6/1993 Furukawa
5,356,225 A 10/1994 Hanes et al.
(72) Inventors: **Jerrold Pedley**, Loveland, CO (US); 5,522,214 A 6/1996 Beckett et al.
Roger M. Kifer, Fort Collins, CO 5,827,028 A * 10/1998 Swick H01R 4/44
(US); **Steven A. DeHerrera**, Fort 411/160
Collins, CO (US) 5,869,941 A 2/1999 Shiozaki et al.
5,952,744 A 9/1999 Chitayat
6,024,491 A 2/2000 Bak
(73) Assignee: **Woodward, Inc.**, Fort Collins, CO (US) 6,035,637 A 3/2000 Beale et al.
6,056,519 A * 5/2000 Morita F04B 35/045
267/161
(**) Term: **15 Years** 6,140,815 A 10/2000 Greene et al.
6,531,867 B1 3/2003 Greene et al.
(21) Appl. No.: **29/596,642** (Continued)

(22) Filed: **Mar. 9, 2017**
(51) **LOC (11) Cl.** **08-08**
(52) **U.S. Cl.**
USPC **D8/399**
(58) **Field of Classification Search**
USPC D8/399, 382, 349, 397, 394
CPC F16B 39/24; F16B 31/028; F16B 39/28;
F16B 41/002; E04G 25/065; F01L 9/04
See application file for complete search history.

(56) **References Cited**
U.S. PATENT DOCUMENTS

1,635,313 A * 7/1927 Dieterich F16B 39/24
277/640
3,513,934 A 5/1970 Crowley
3,639,791 A 2/1972 Jenkin
3,969,004 A 7/1976 Schliemann
3,969,042 A 7/1976 Bachler
D269,852 S * 7/1983 Frieberg D8/399
D276,310 S * 11/1984 Frieberg D8/399
4,682,920 A 7/1987 Rodgers
5,020,953 A * 6/1991 Wada F16B 39/34
411/247
D327,111 S * 6/1992 Hemming D22/134
5,187,987 A 2/1993 Anderson et al.
D335,441 S * 5/1993 Fraker D8/369

FOREIGN PATENT DOCUMENTS

DE 3725590 A1 2/1989
JP H0893768 A 4/1996

OTHER PUBLICATIONS

Devitt, "Axis of Rotation Metrology Reveals Precision of Air Bearing Spindle," Apr. 4, 2013, 7 pages.
(Continued)

Primary Examiner — Cynthia R Underwood
(74) *Attorney, Agent, or Firm* — Fish & Richardson P.C.

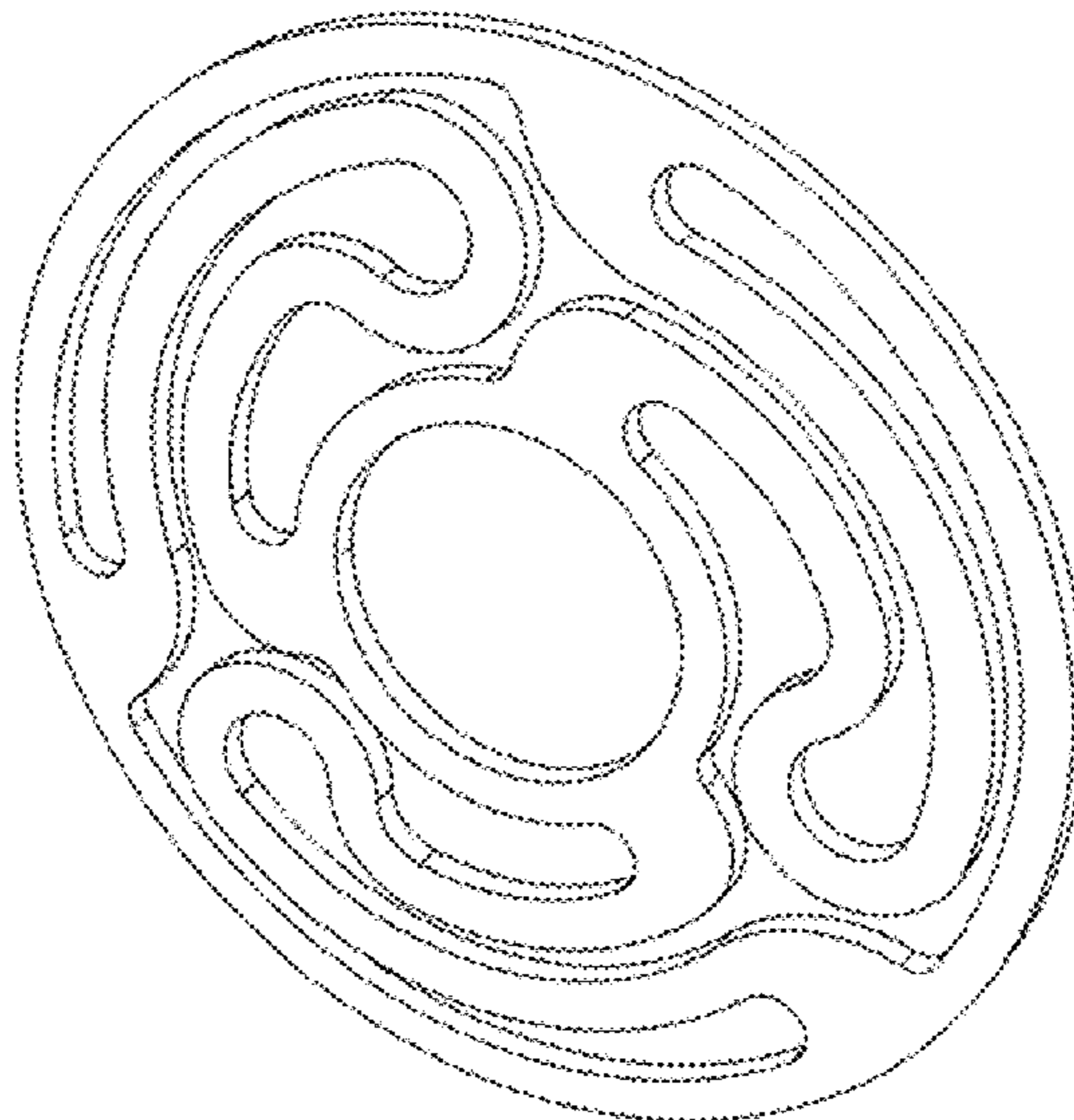
(57) **CLAIM**

The ornamental design for a spring array, as shown and described.

DESCRIPTION

FIG. 1 is front perspective view of a spring array;
FIG. 2 is front plan view thereof;
FIG. 3 is a rear plan view thereof; and,
FIG. 4 is a side view thereof.

1 Claim, 4 Drawing Sheets



(56)

References Cited

U.S. PATENT DOCUMENTS

D528,407 S * 9/2006 Schwab D8/399
 D554,491 S * 11/2007 Stenberg D8/349
 7,367,786 B2 * 5/2008 Kang F04B 35/045
 417/417
 D609,552 S * 2/2010 Anderson D8/349
 D645,337 S * 9/2011 Hsu D8/399
 D654,348 S * 2/2012 Musselman D8/349
 D664,170 S * 7/2012 Chung D15/144
 D692,747 S * 11/2013 Schwab D8/399
 D703,034 S * 4/2014 Stewart D8/399
 8,845,202 B2 * 9/2014 Teimel F16C 25/083
 384/517
 8,960,655 B2 * 2/2015 Wood F16F 1/027
 267/159
 D748,973 S * 2/2016 Rodenhouse D8/399
 D776,519 S * 1/2017 Almaghlouth D8/399
 D783,393 S * 4/2017 Weifenbach D8/399
 2001/0021283 A1 9/2001 Kusunoki
 2002/0089106 A1 * 7/2002 Horng H02K 5/167
 267/161

2003/0155194 A1 8/2003 Kienholz
 2005/0173664 A1 8/2005 Ogawa
 2006/0018571 A1 1/2006 Kawai et al.
 2008/0014075 A1 1/2008 Pun et al.
 2009/0220338 A1 9/2009 Ietka
 2010/0045118 A1 2/2010 Hamura et al.
 2010/0284638 A1 11/2010 Hirata
 2013/0058815 A1 3/2013 Kim
 2014/0008557 A1 * 1/2014 Vandamme F16F 1/027
 251/129.15
 2015/0219179 A1 8/2015 Cui et al.
 2016/0102724 A1 * 4/2016 Potter F16F 1/027
 267/161

OTHER PUBLICATIONS

Dosch, "Air Bearing Shakers for Precision Calibration of Accelerometers," The Modal Shop Inc., Published on or before 2006, 9 pages.
 Williams International Company LLC, "Stainless Match Ground Spool and Sleeve Valve," The Pneu Book, Feb. 15, 2000.

* cited by examiner

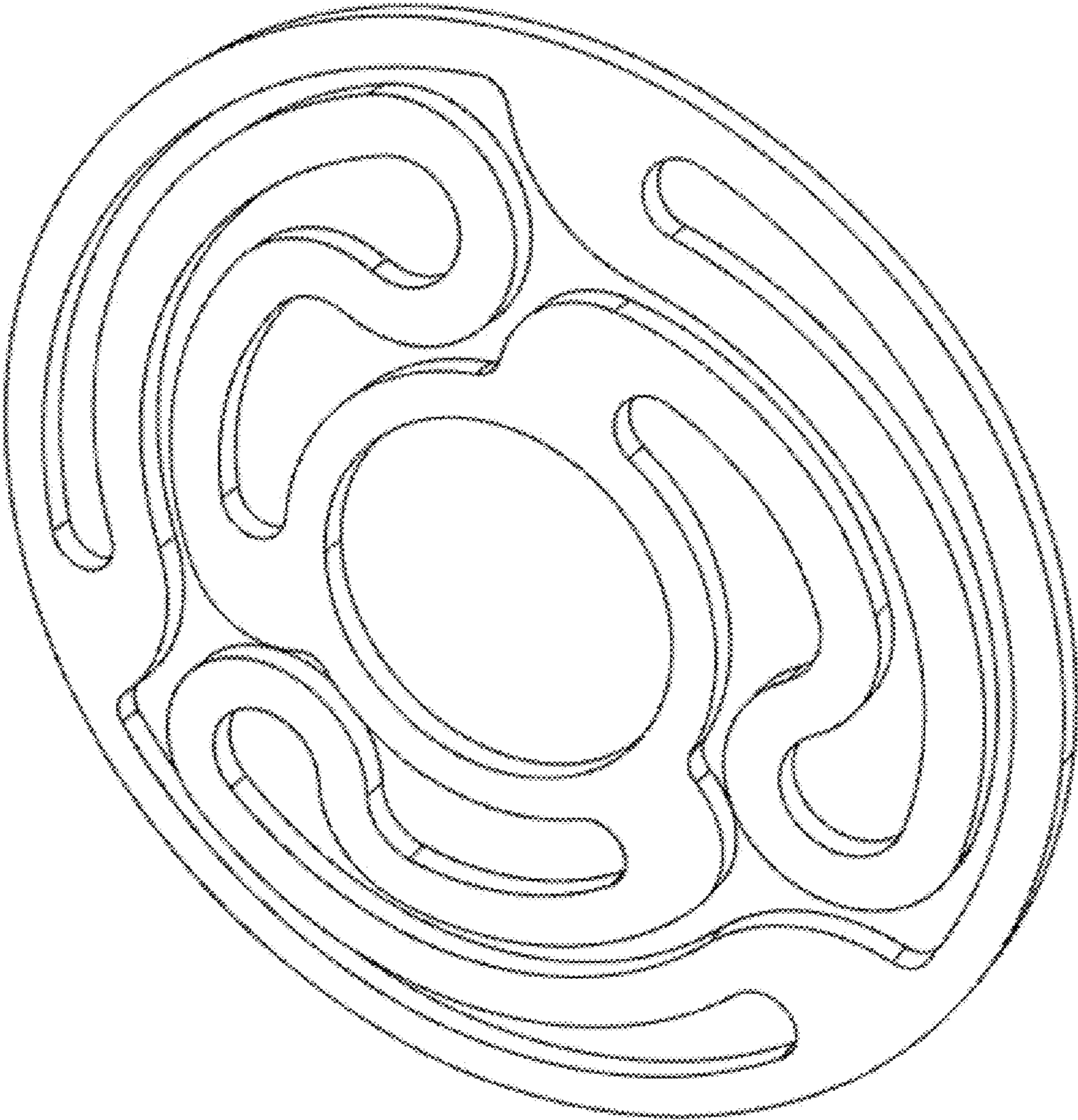


FIG. 1




FIG. 2




FIG. 3




FIG. 4