



US00D817725S

(12) **United States Design Patent**
deBretton Gordon

(10) **Patent No.:** **US D817,725 S**

(45) **Date of Patent:** **** May 15, 2018**

(54) **CUTLERY SET**

B65D 75/563; B65D 75/566; B67B 7/00;
B67B 7/724; B67B 7/73

See application file for complete search history.

(71) Applicant: **Robert Welch Designs Ltd.**, Chipping,
Campden, Gloucestershire (GB)

(56) **References Cited**

(72) Inventor: **Kit Han deBretton Gordon**, Shipston
on Stour (GB)

U.S. PATENT DOCUMENTS

(73) Assignee: **ROBERT WELCH DESIGNS LTD.**,
Chipping, Campden, Gloucestershire
(GB)

D35,202 S * 10/1901 Allen D7/653
D78,553 S * 5/1929 Allen D7/653
(Continued)

(**) Term: **15 Years**

Primary Examiner — Ricky Pham

(21) Appl. No.: **29/601,735**

(74) *Attorney, Agent, or Firm* — MacMillan, Sobanski &
Todd, LLC

(22) Filed: **Apr. 25, 2017**

(57) **CLAIM**

The ornamental design for a cutlery set, as shown and
described.

(30) **Foreign Application Priority Data**

DESCRIPTION

Jan. 12, 2017 (EM) 003620673-0001
Jan. 12, 2017 (EM) 003620673-0002
Jan. 12, 2017 (EM) 003620673-0003

FIG. 1 is a perspective view of a cutlery set comprising a
knife, a fork, and a spoon showing my new design;

(51) **LOC (11) Cl.** **07-03**

(52) **U.S. Cl.**

USPC **D7/645**; D7/642; D7/649; D7/653

FIG. 2 is a left side view of the knife, the right side view
being a mirror image thereof;

(58) **Field of Classification Search**

USPC D7/368, 401.2, 642–649, 653–664, 669,
D7/675–677, 683, 688–689, 691;
D8/107, 300–301; D22/117–118

FIG. 3 is a bottom view thereof;

CPC ... A01D 9/02; A01D 9/04; A01D 9/06; A47G

FIG. 4 is a top view thereof;

21/00; A47G 21/004; A47G 21/005;

FIG. 5 is an enlarged end view thereof as seen from the blade
end;

A47G 21/02; A47G 21/023; A47G 21/04;

FIG. 6 is an enlarged end view thereof as seen from the
handle end;

A47G 21/06; A47G 21/08; A47J 43/28;

FIG. 7 is a bottom view of the fork;

A47J 43/281; A47J 43/282; A61F 13/10;

FIG. 8 is a top view thereof;

A61J 7/0023; B25G 1/00; B25G 1/01;

FIG. 9 is a left side view thereof, the right side view being
a mirror image thereof;

B25G 1/02; B25G 3/00; B65D 75/56;

FIG. 10 is an enlarged end view thereof as seen from the fork
tines end;

FIG. 11 is an enlarged end view thereof as seen from the
handle end;

FIG. 12 is a top view of the spoon;

FIG. 13 is a bottom view thereof;

FIG. 14 is a left side view thereof, the right side view being
a mirror image thereof;

(Continued)

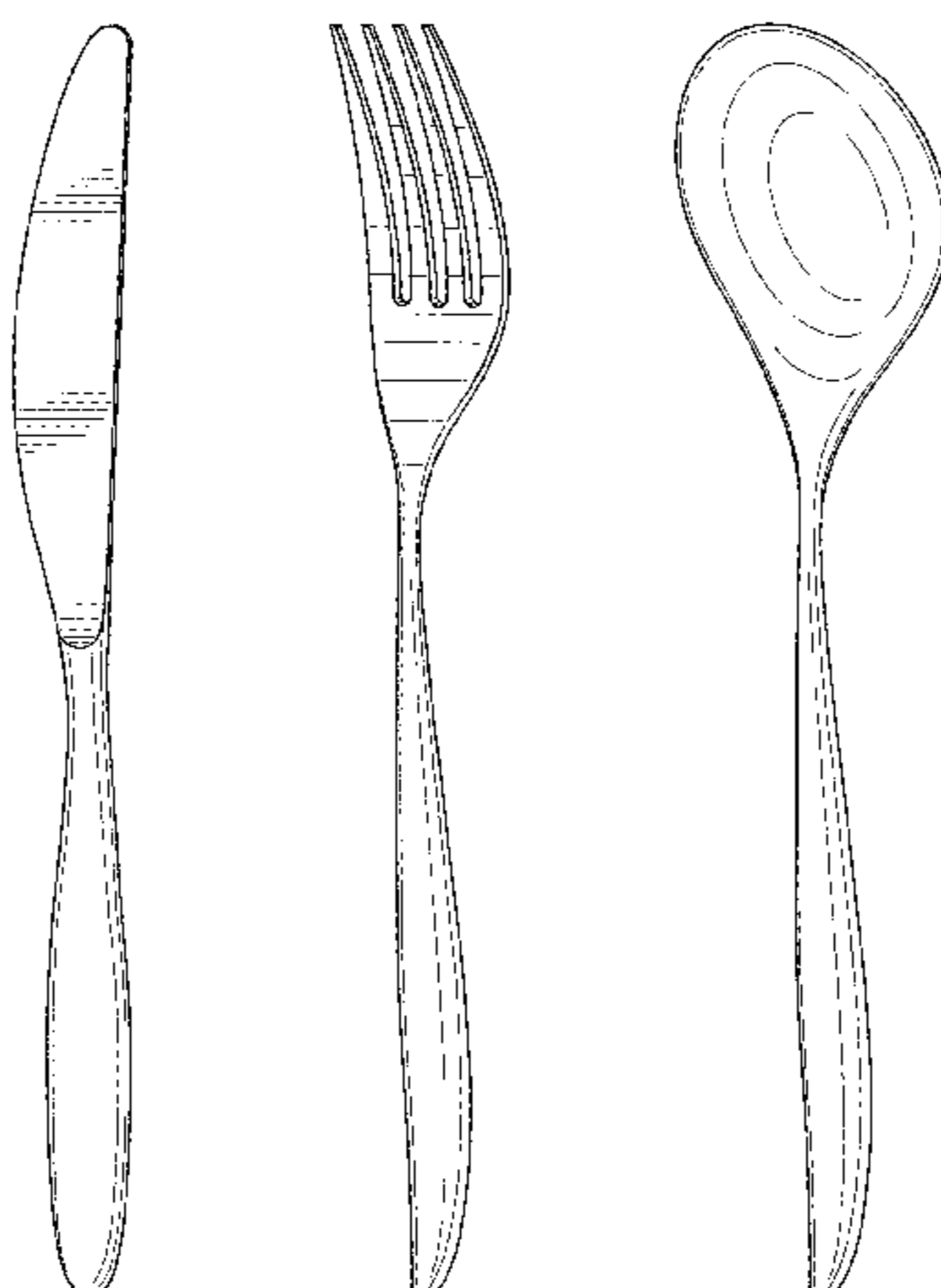


FIG. 15 is an enlarged end view thereof as seen from the bowl end; and,
 FIG. 16 is an enlarged end view thereof as seen from the handle end.

1 Claim, 7 Drawing Sheets

(56)

References Cited

U.S. PATENT DOCUMENTS

D164,887 S	*	10/1951	Wagner	D7/649
D229,736 S	*	1/1974	Wallace	D7/653
D231,893 S	*	6/1974	Manderfield	D7/653
D429,549 S		8/2000	Thames		
D440,831 S		4/2001	Welch et al.		
D455,936 S		4/2002	Welch		
D463,957 S	*	10/2002	Junko	D7/653
D490,280 S	*	5/2004	Shane-Schuldt	D7/653
D491,025 S		6/2004	Welch		
D491,026 S		6/2004	Welch		
D492,163 S		6/2004	Welch		
D492,549 S	*	7/2004	Welch	D7/645
D493,337 S		7/2004	Welch		
D497,083 S		10/2004	Welch		
D498,393 S		11/2004	Welch		
D499,939 S	*	12/2004	Poupel	D7/649

D514,898 S	*	2/2006	Poupel	D7/653
D550,045 S	*	9/2007	Junko	D7/653
D556,518 S		12/2007	Russell-Clark		
D557,077 S		12/2007	Veevers		
D557,980 S		12/2007	de Bretton Gordon		
D558,533 S		1/2008	de Bretton Gordon		
D563,735 S		3/2008	Welch		
D572,088 S		7/2008	de Bretton Gordon		
D575,116 S		8/2008	Williams		
D575,997 S		9/2008	deBretton Gordon		
D575,998 S		9/2008	deBretton Gordon		
D579,730 S		11/2008	Williams		
D579,732 S		11/2008	deBretton Gordon		
D597,384 S		8/2009	Williams		
D619,857 S		7/2010	Williams		
D621,228 S		8/2010	de Bretton Gordon		
D621,229 S		8/2010	de Bretton Gordon		
D629,652 S		12/2010	Richmond		
D629,659 S		12/2010	Williams		
D659,485 S		5/2012	Williams		
D659,486 S		5/2012	Williams		
D672,619 S		12/2012	deBretton Gordon		
D675,885 S		2/2013	Williams		
D679,152 S		4/2013	deBretton Gordon		
D694,071 S		11/2013	Williams		
D734,645 S		7/2015	deBretton Gordon		
D742,182 S	*	11/2015	Isopahkala	D7/642
D751,862 S		3/2016	deBretton Gordon		
D767,348 S		9/2016	deBretton Gordon et al.		
D802,377 S	*	11/2017	Isopahkala	D7/649

* cited by examiner

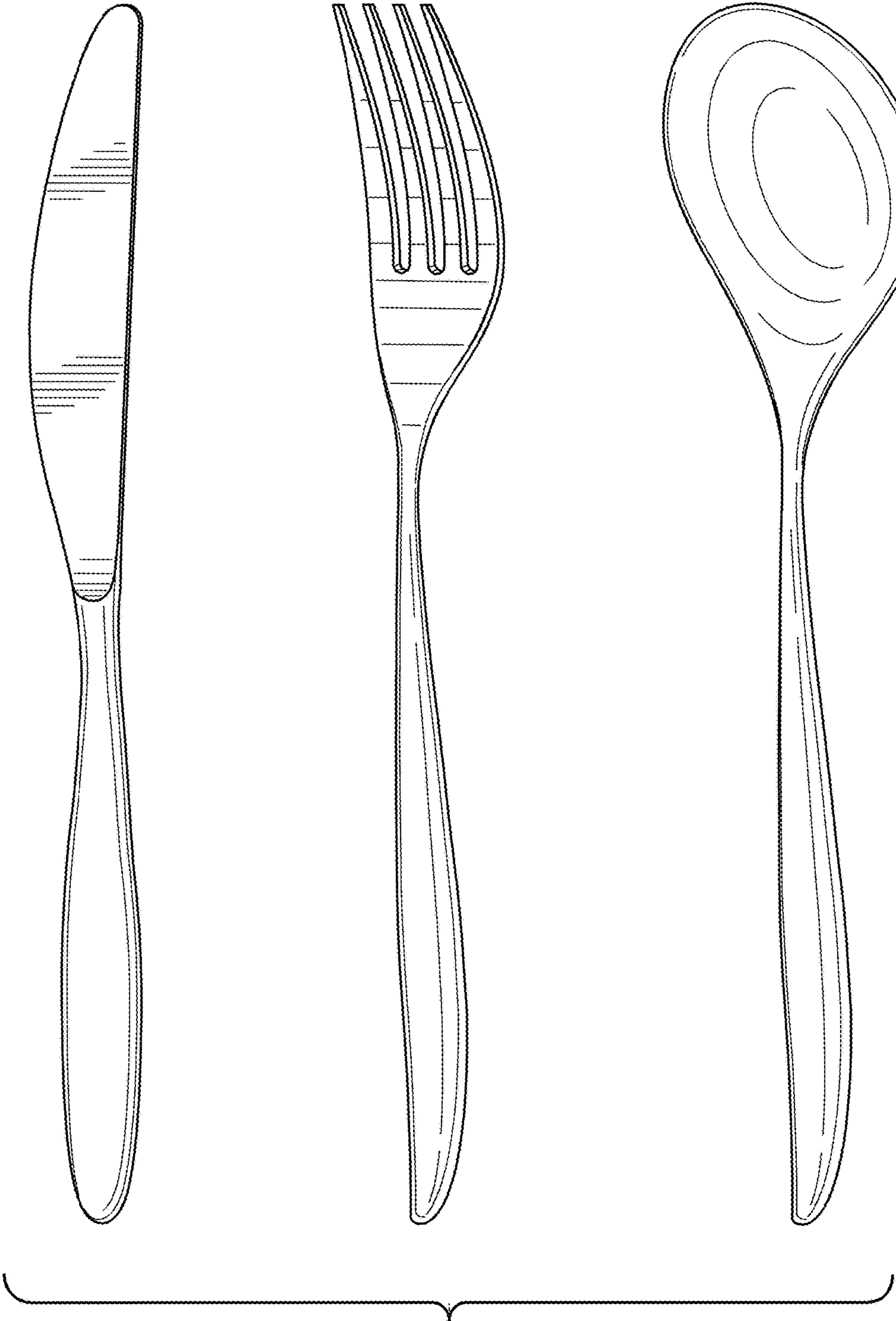


FIG. 1

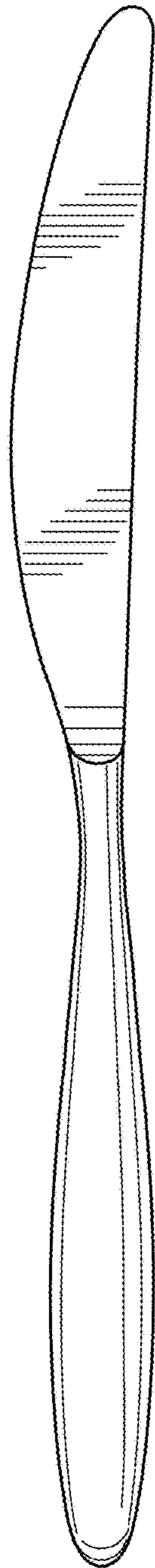


FIG. 2



FIG. 3



FIG. 4

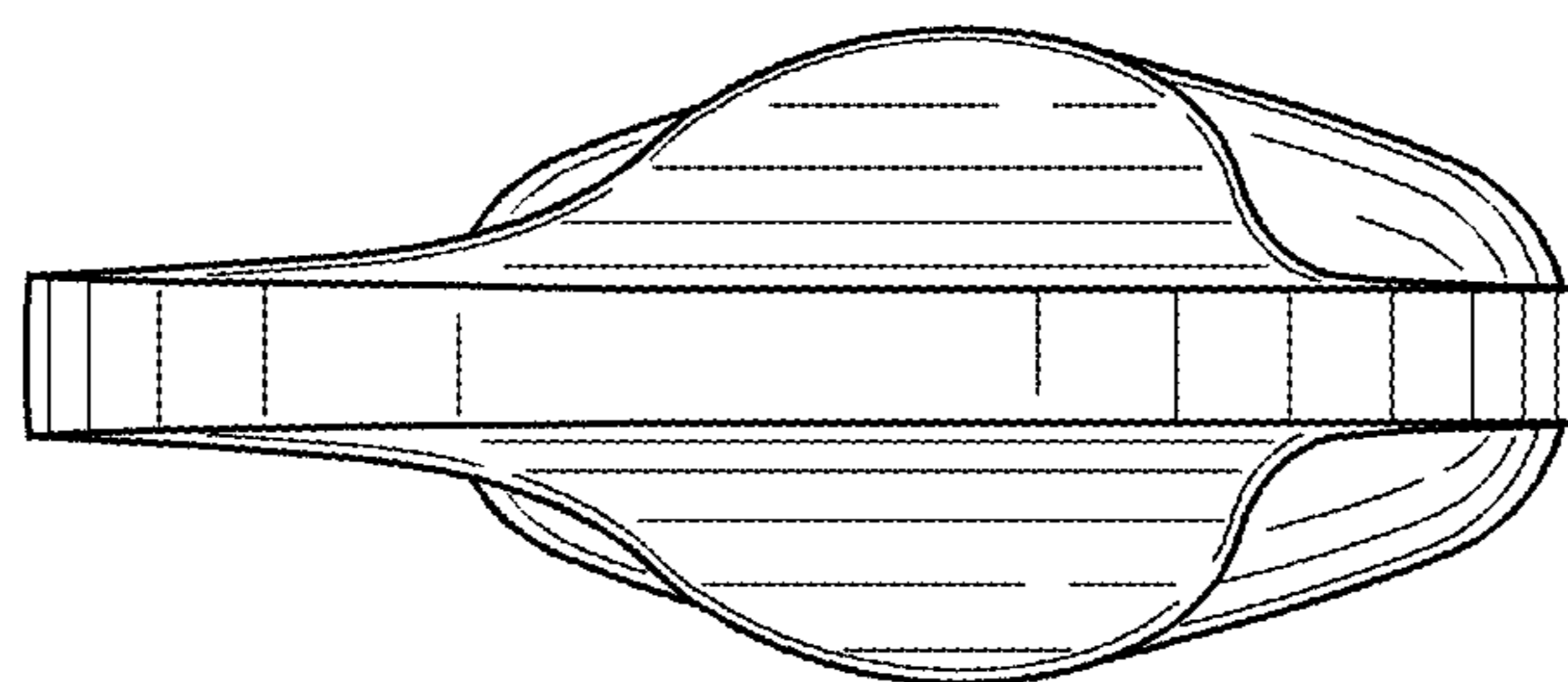


FIG. 5

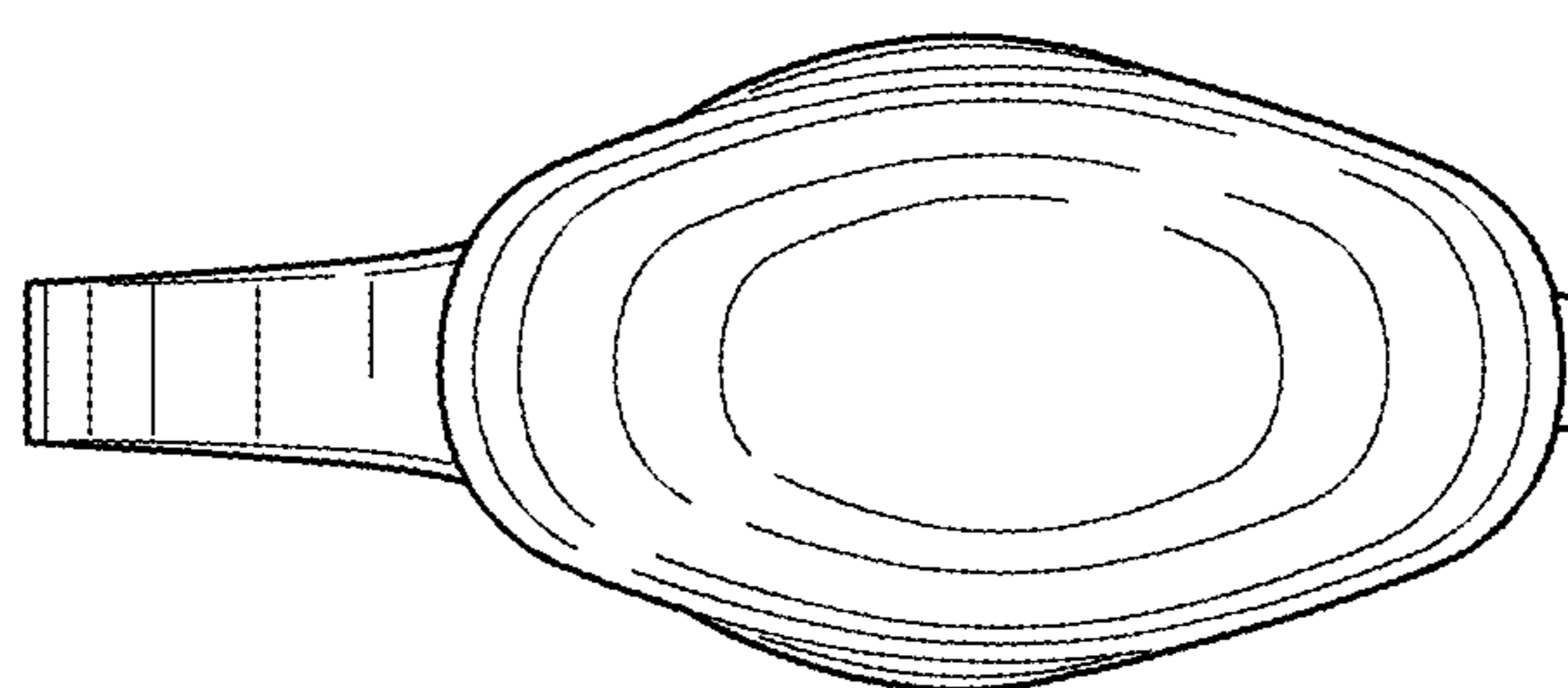


FIG. 6

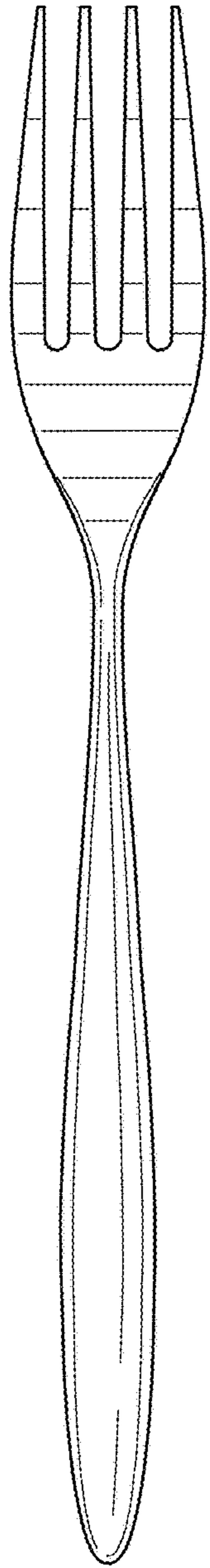


FIG. 7

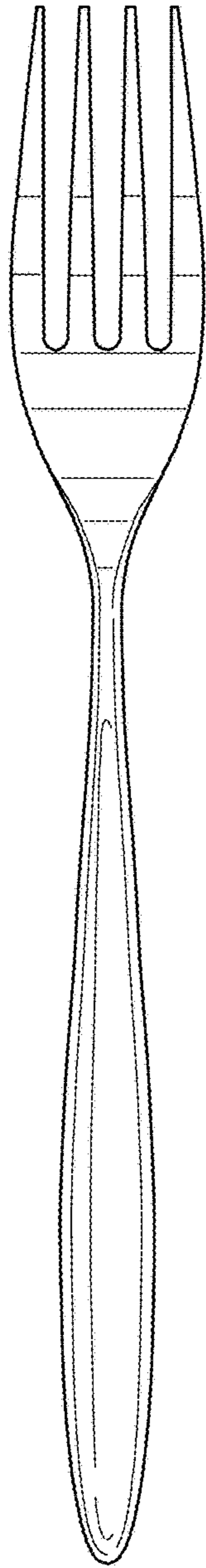


FIG. 8

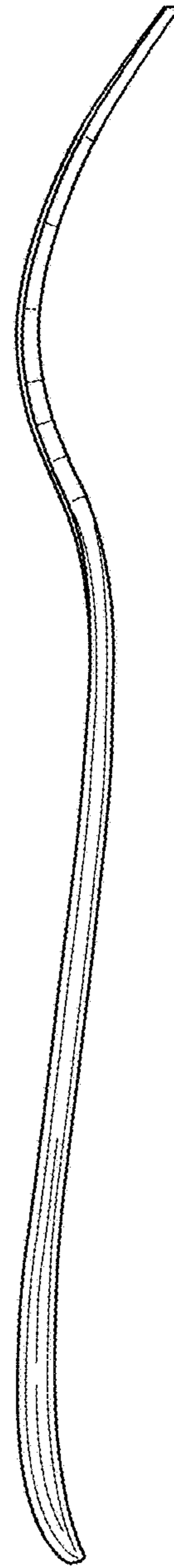


FIG. 9

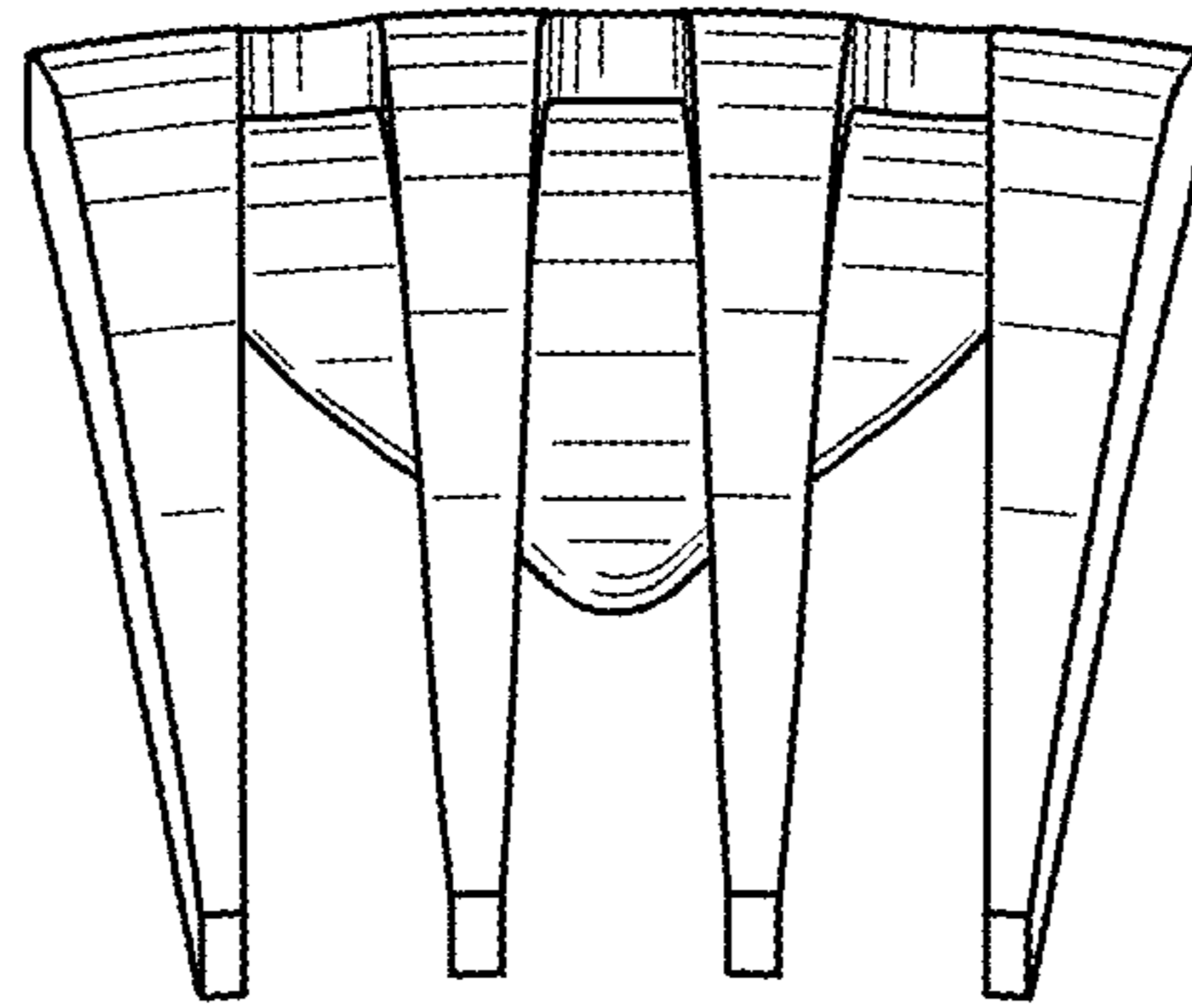


FIG. 10

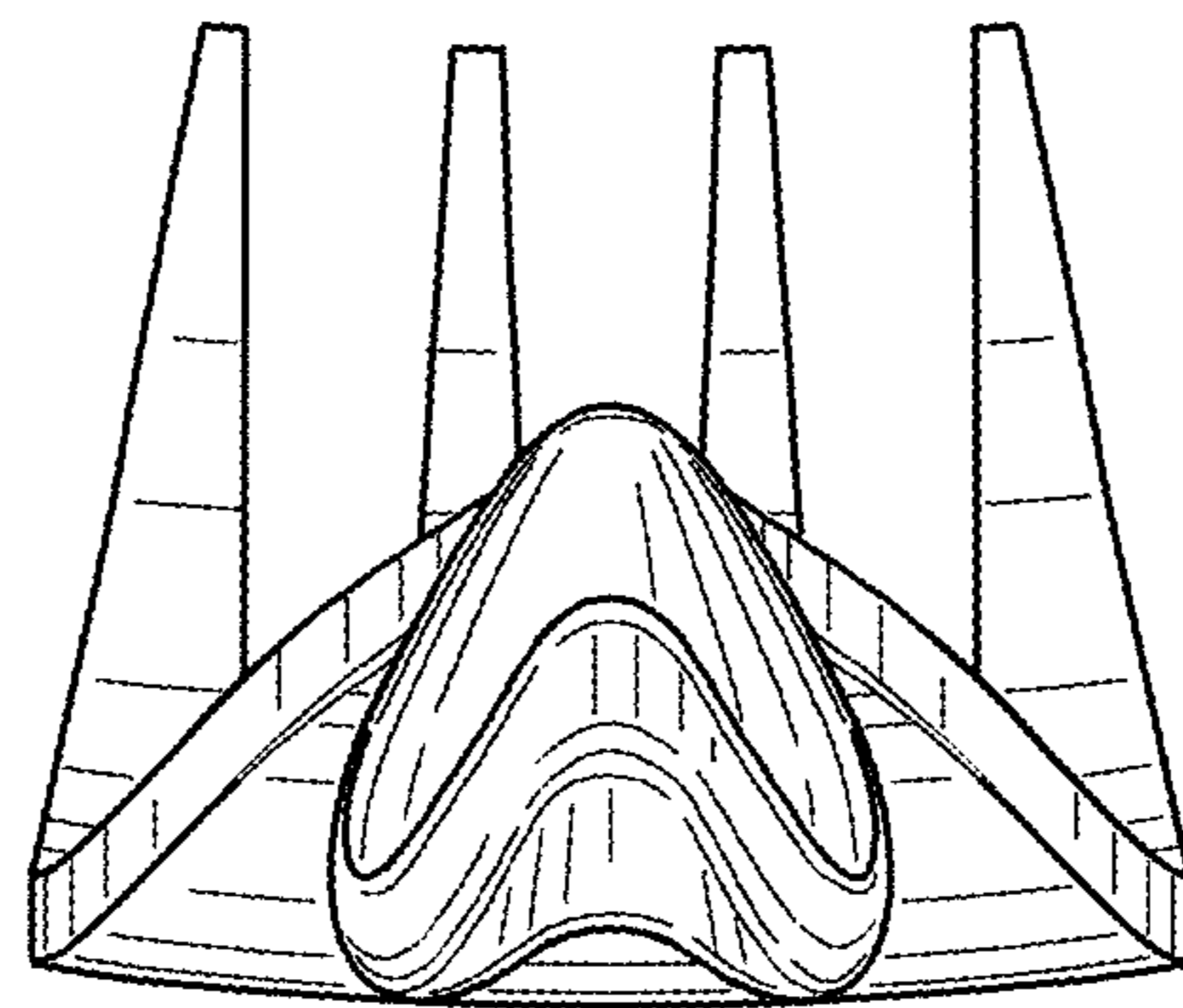


FIG. 11

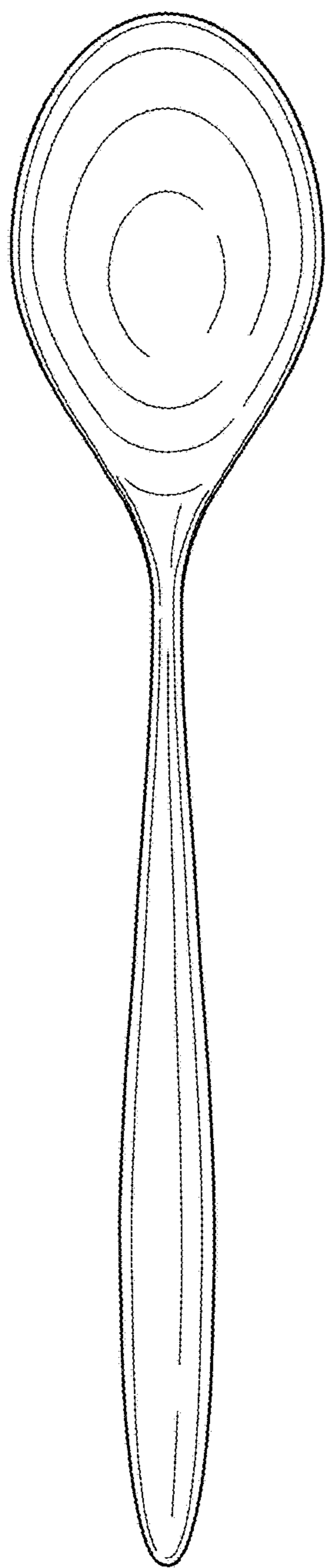


FIG. 12

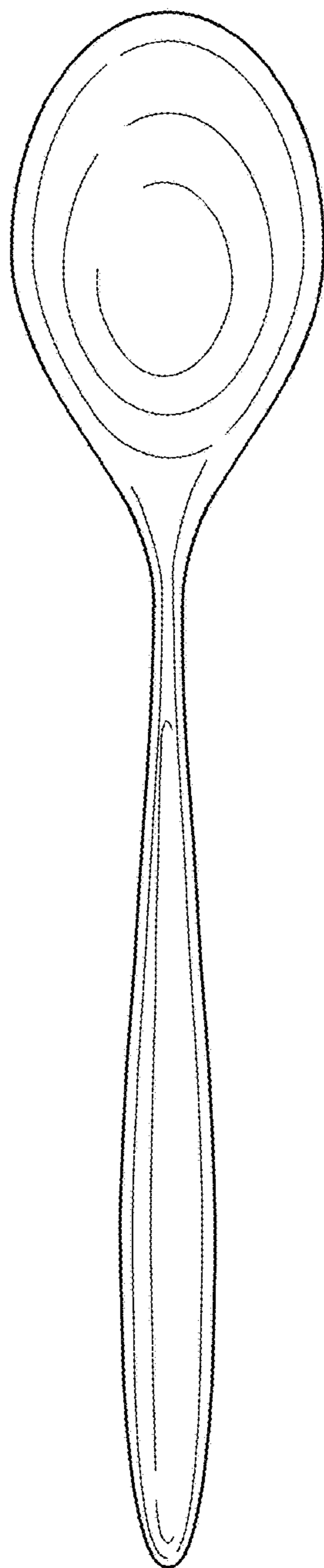


FIG. 13

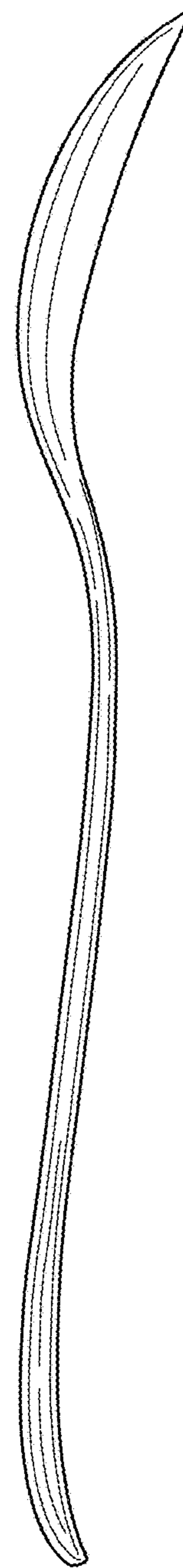


FIG. 14

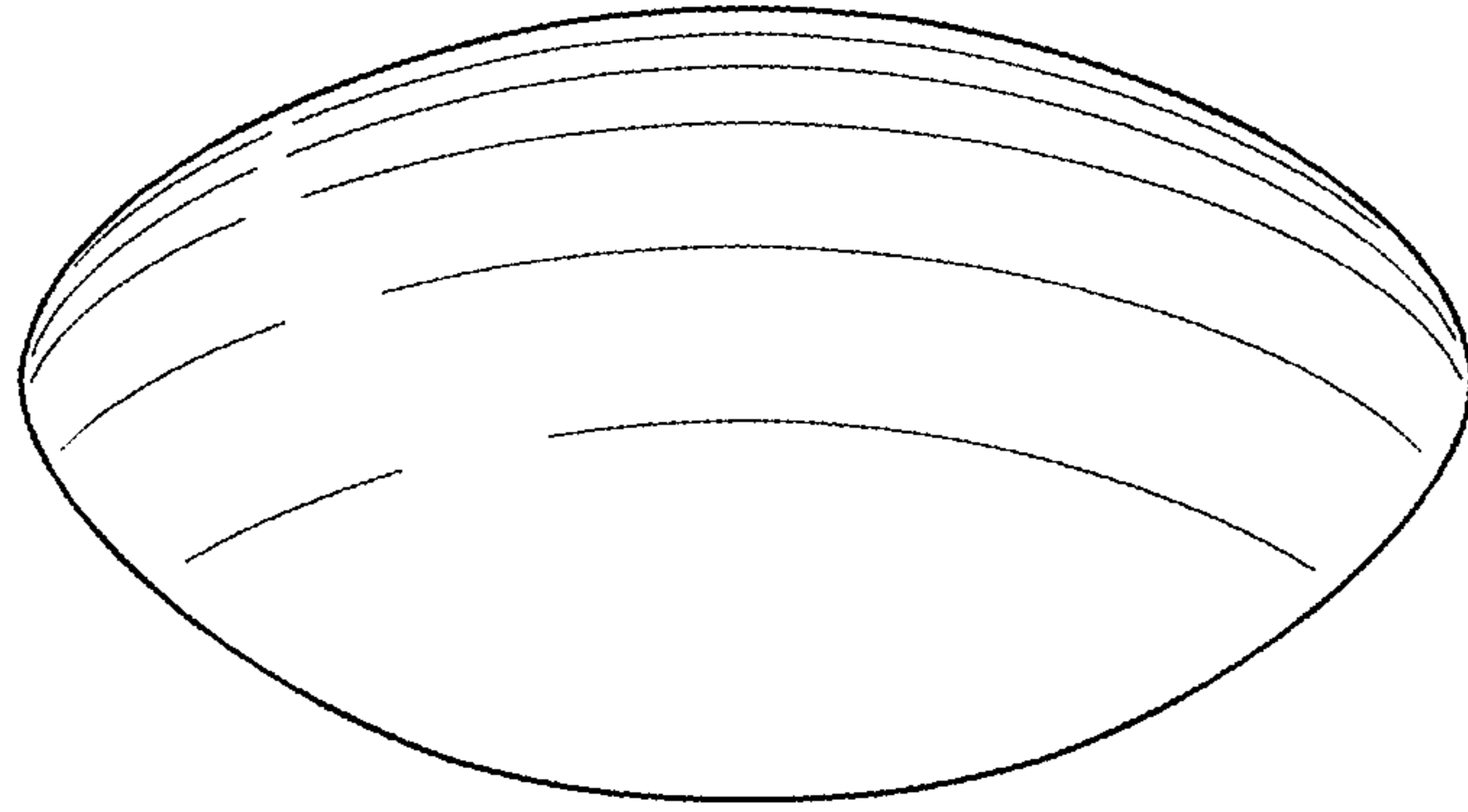


FIG. 15

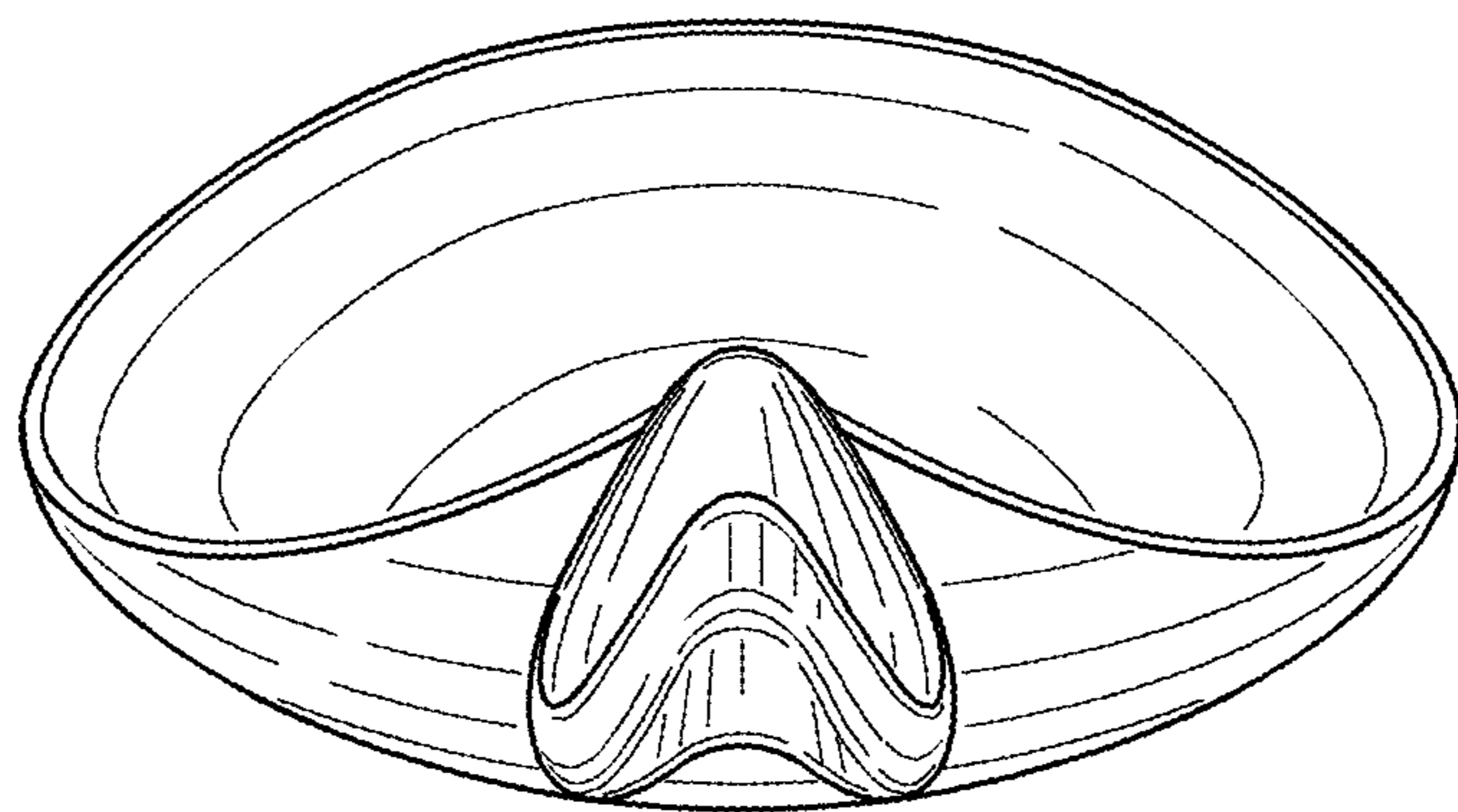


FIG. 16