



US00D817693S

(12) **United States Design Patent**
Kim et al.

(10) **Patent No.:** **US D817,693 S**

(45) **Date of Patent:** **** May 15, 2018**

(54) **GAS INDUCTION RANGE**

(71) Applicant: **LG ELECTRONICS INC.**, Seoul (KR)

(72) Inventors: **Sooyeon Kim**, Seoul (KR); **Hanjin Jung**, Seoul (KR); **Miyoung Kim**, Seoul (KR); **Songyi Han**, Seoul (KR); **Inhwan Ryu**, Seoul (KR)

(73) Assignee: **LG Electronics Inc.**, Seoul (KR)

(**) Term: **15 Years**

(21) Appl. No.: **35/501,994**

(22) Filed: **May 30, 2016**

(80) **Hague Agreement Data**
 Int. Filing Date: **May 30, 2016**
 Int. Reg. No.: **DM/091082**
 Int. Reg. Date: **May 30, 2016**
 Int. Reg. Pub. Date: **Dec. 2, 2016**

D486,034 S * 2/2004 Nichols D7/346
 D486,349 S * 2/2004 Nichols D7/340
 D486,350 S * 2/2004 Nichols D7/346
 D530,972 S * 10/2006 Park D7/340
 D557,069 S * 12/2007 Shin D7/408
 D560,955 S * 2/2008 Shin D7/340
 D563,714 S * 3/2008 Sattler D7/340
 D610,863 S * 3/2010 Kim D7/340
 D614,915 S * 5/2010 Schnitman D7/409
 D628,431 S * 12/2010 Funnell D7/346
 D629,638 S * 12/2010 Funnell D7/346
 D634,579 S * 3/2011 Funnell, II D7/346
 D634,580 S * 3/2011 Funnell, II D7/346
 D642,417 S * 8/2011 Kim D7/340
 D653,900 S * 2/2012 Kim D7/340
 D655,128 S * 3/2012 Kim D7/340
 D680,809 S * 4/2013 Kim D7/402
 D684,424 S * 6/2013 Funnell D7/408
 D697,358 S * 1/2014 Kim D7/340
 D703,484 S * 4/2014 Boo D7/408
 D704,508 S * 5/2014 Nordwall D7/346
 D731,845 S * 6/2015 Kim D7/340
 D736,553 S * 8/2015 Funnell, II D7/339

(Continued)

Primary Examiner — Richard E Chilcot

(74) Attorney, Agent, or Firm — Birch, Stewart, Kolasch & Birch, LLP

(30) **Foreign Application Priority Data**
 Nov. 30, 2015 (KR) 30-2015-0060410

(51) **LOC (11) Cl.** **07-02**

(52) **U.S. Cl.**
 USPC **D7/346**
 CPC **F24C 15/12** (2013.01)

(58) **Field of Classification Search**
 USPC D7/339–347, 362–397, 402–409
 CPC F24C 15/107; F24C 15/12; F24C 15/36;
 F24C 3/08; F24C 3/082; F24C 3/085;
 F24C 7/067; F24C 7/062; F24C 7/082;
 F24C 7/081; A47J 37/0709
 See application file for complete search history.

(57) **CLAIM**

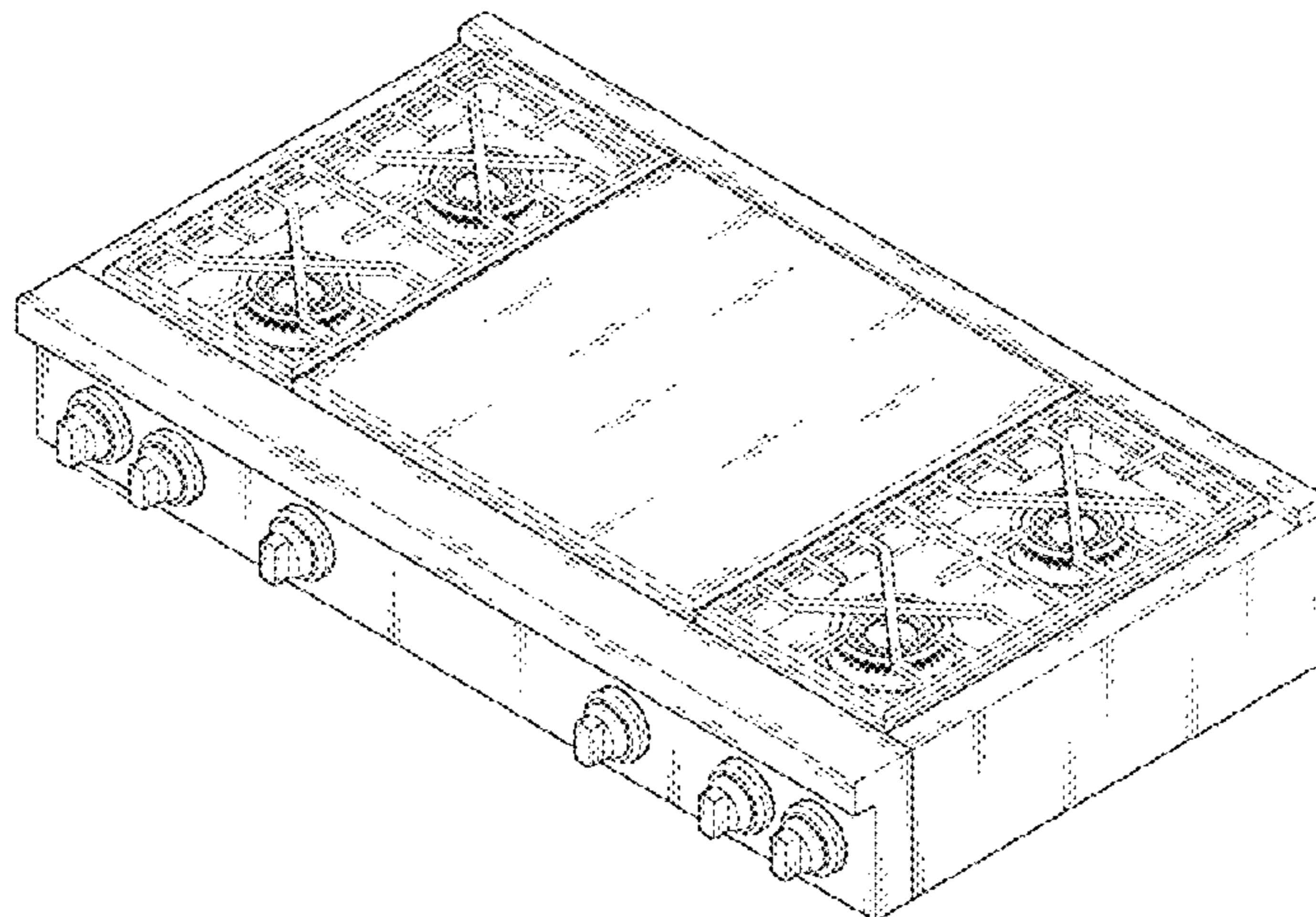
The ornamental design for a gas induction range, as shown and described.

DESCRIPTION

1. Gas induction range
- 1.1 is a perspective view of a gas induction range showing our new design;
- 1.2 is a front elevation view thereof;
- 1.3 is a rear elevation view thereof;
- 1.4 is a left-side elevation view thereof;
- 1.5 is a right-side elevation view thereof;
- 1.6 is a top plan view thereof; and
- 1.7 is a bottom plan view thereof.

(56) **References Cited**
 U.S. PATENT DOCUMENTS
 D475,569 S * 6/2003 Nichols D7/340
 D477,177 S * 7/2003 Jeong D7/340

1 Claim, 7 Drawing Sheets



(56)

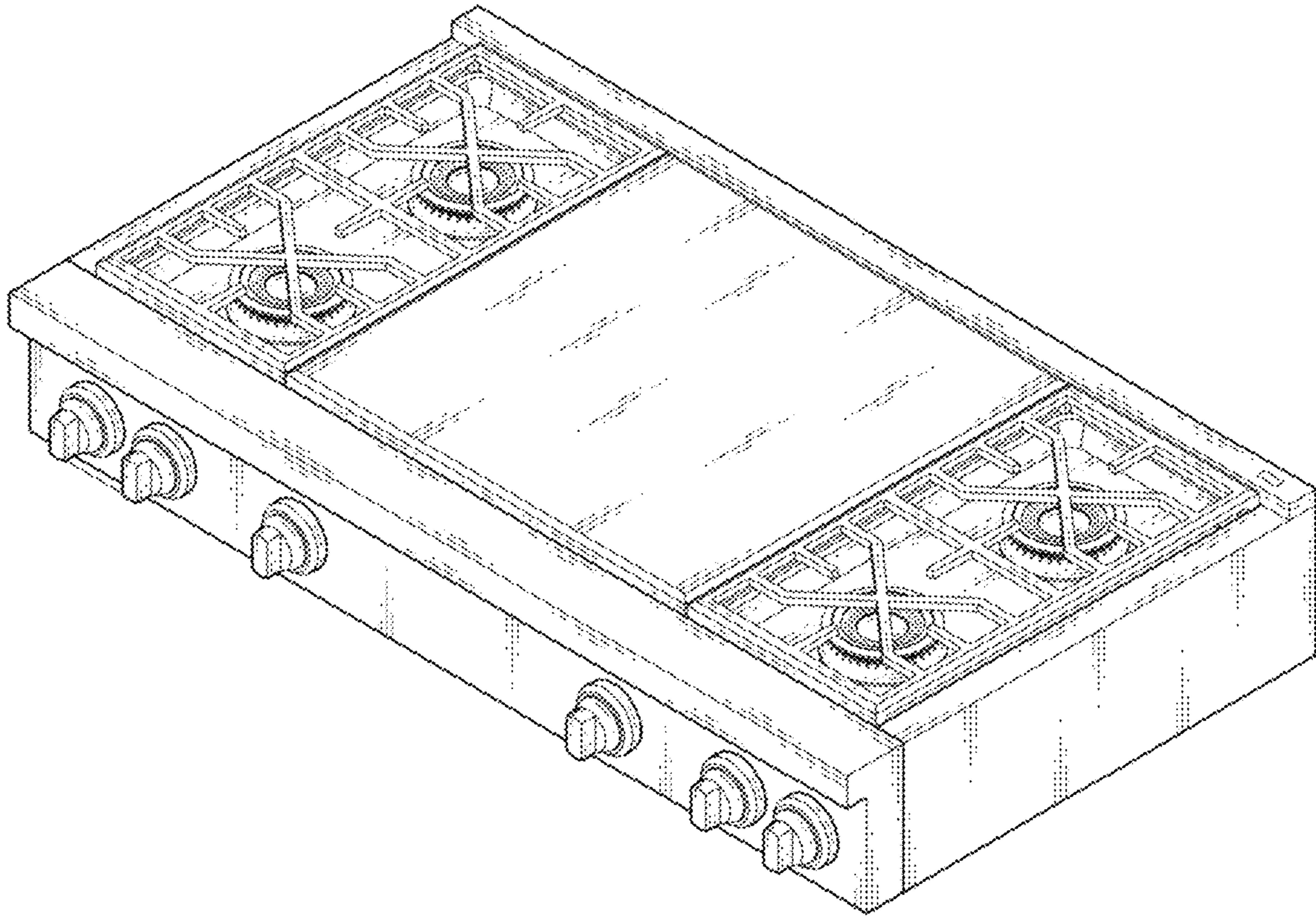
References Cited

U.S. PATENT DOCUMENTS


D764,220	S	*	8/2016	Kim	D7/339
D781,096	S	*	3/2017	Kim	D7/339
D782,872	S	*	4/2017	Cho	D7/406
D785,398	S	*	5/2017	Kim	D7/340
D786,005	S	*	5/2017	Kim	D7/340
D786,006	S	*	5/2017	Chung	D7/340
D786,608	S	*	5/2017	Cho	D7/339
D786,609	S	*	5/2017	Cho	D7/339
D787,255	S	*	5/2017	Cho	D7/339
D787,256	S	*	5/2017	Cho	D7/339
D789,729	S	*	6/2017	Lee	D7/340
9,696,040	B2	*	7/2017	Yoon	F24C 3/124
D793,160	S	*	8/2017	Cho	D7/408

* cited by examiner

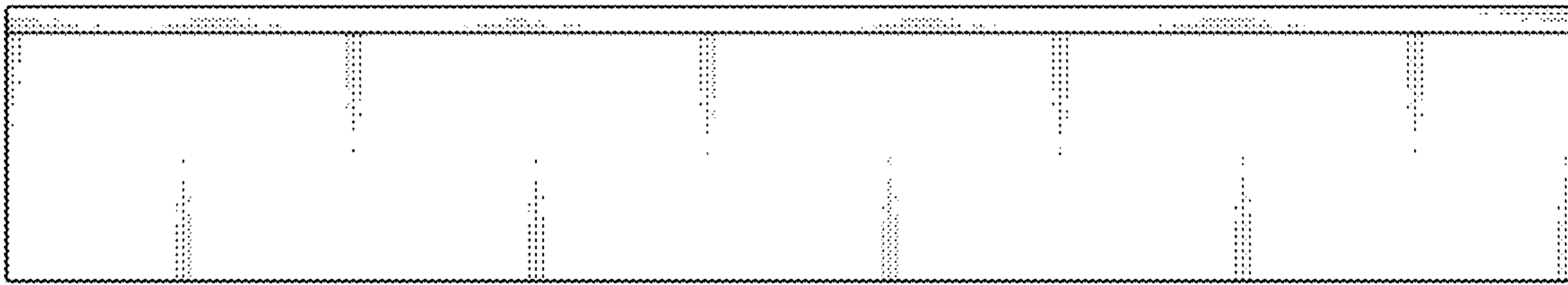
1.1



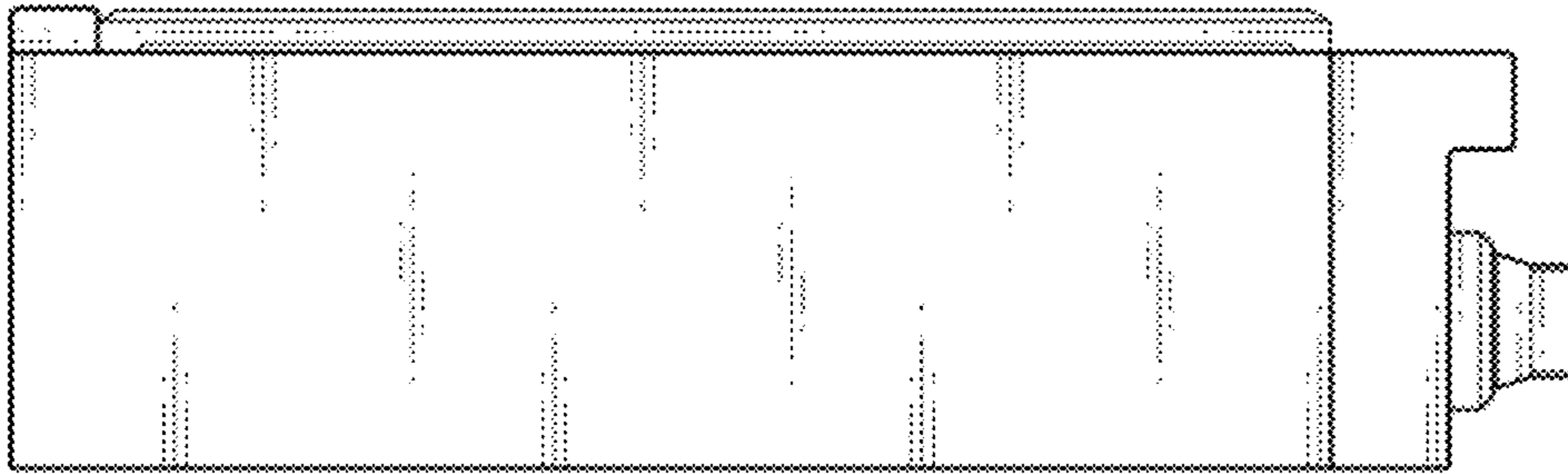
1.2



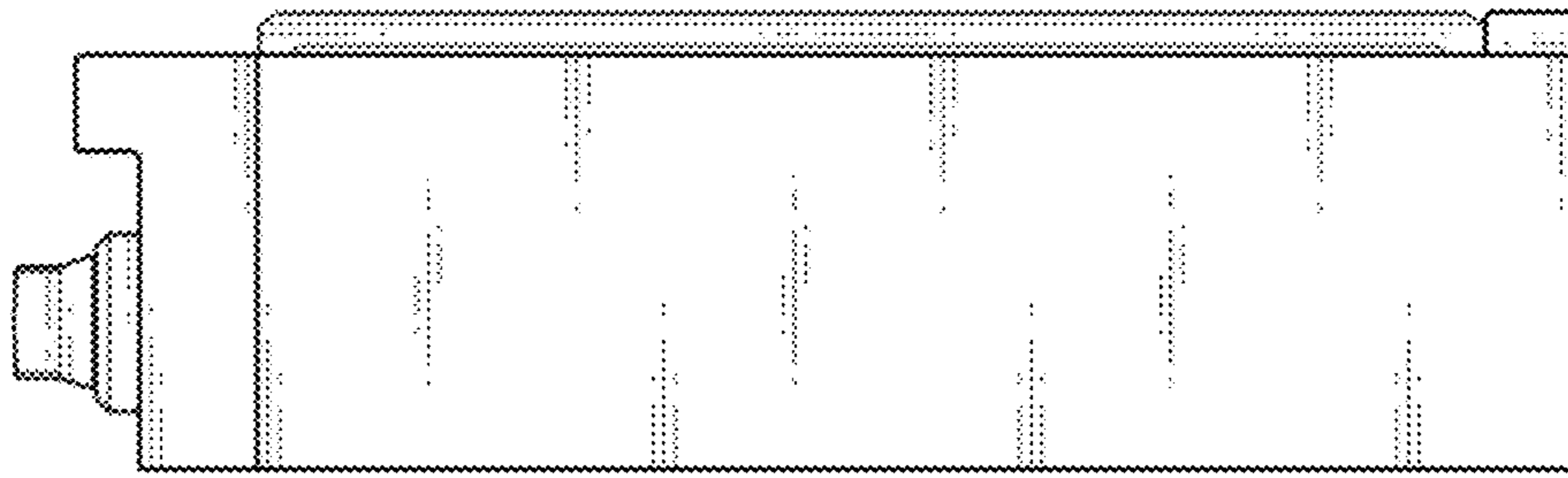
1.3



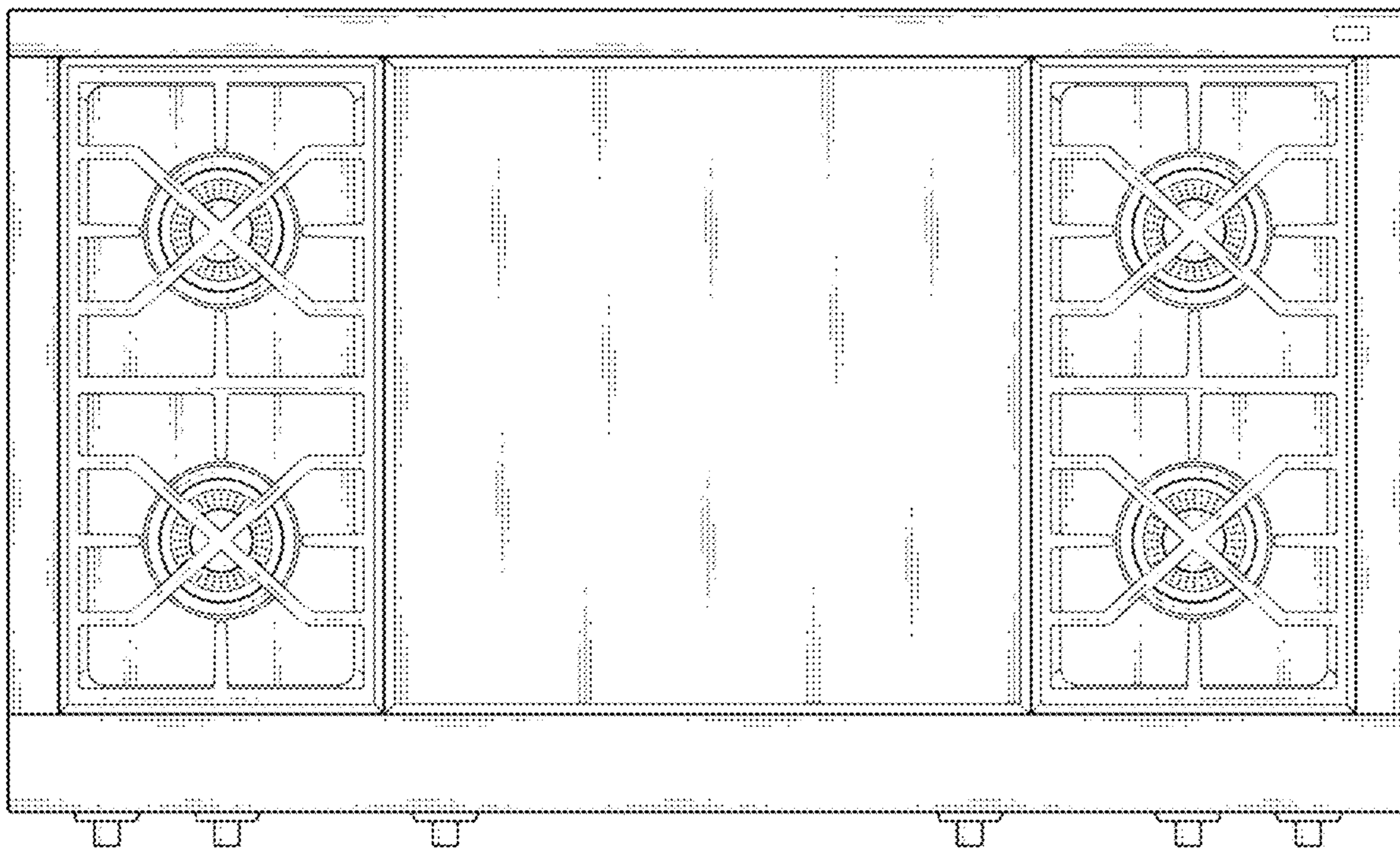
1.4



1.5



1.6



1.7

