



US00D817659S

(12) **United States Design Patent** (10) **Patent No.:** **US D817,659 S**  
**Stelmarski** (45) **Date of Patent:** **\*\* May 15, 2018**

(54) **DISPENSER** 11/3001; B05B 11/0037; B05B 11/3014;  
B05B 11/3047; B05B 9/085

(71) Applicant: **InterDesign, Inc.**, Solon, OH (US) See application file for complete search history.

(72) Inventor: **Brian Stelmarski**, Hudson, OH (US) (56)

**References Cited**

(73) Assignee: **InterDesign, Inc.**, Solon, OH (US)

U.S. PATENT DOCUMENTS

(\*\*) Term: **15 Years**

D477,990 S *	8/2003	Dretzka .....	D6/542
D581,193 S *	11/2008	Ghiorghie .....	D6/542
D661,148 S *	6/2012	Yang .....	D6/542
D713,167 S *	9/2014	Snell .....	D6/542

(21) Appl. No.: **29/542,998**

\* cited by examiner

(22) Filed: **Oct. 20, 2015**

*Primary Examiner* — Wan Laymon

*Assistant Examiner* — Mark Booker

**Related U.S. Application Data**

(63) Continuation-in-part of application No. 13/742,840, filed on Jan. 16, 2013, now Pat. No. 9,174,333.

(74) *Attorney, Agent, or Firm* — Calfee, Halter & Griswold, LLP

(51) **LOC (11) Cl.** ..... **23-02**

(57) **CLAIM**

(52) **U.S. Cl.**

I claim the ornamental design for a dispenser, as shown and described.

USPC ..... **D6/542**

(58) **Field of Classification Search**

**DESCRIPTION**

USPC ..... D6/545, 515, 518–523, 542, 543–544;  
D3/201; D9/688, 690, 694; D10/74,  
D10/103, 122; D14/371; D28/10;  
206/225, 233, 389, 391, 407, 409;  
211/13.1, 45, 59.2, 85.5; 221/26, 33,  
221/282–283, 92, 97; 222/14, 105, 146.3,  
222/173, 180, 181.1, 181.2, 181.3, 251,  
222/628; 248/905; 242/570, 590, 159,  
242/160.2, 550, 560, 594, 59, 588, 598,  
242/598.3, 598.65

FIG. 1 is a front/right/top perspective view of a dispenser (a front/left/top perspective view would be a mirror image thereof);

FIG. 2 is a rear/left/bottom perspective view thereof (a rear/right/bottom perspective view would be a mirror image thereof);

FIG. 3 is a front elevational view thereof;

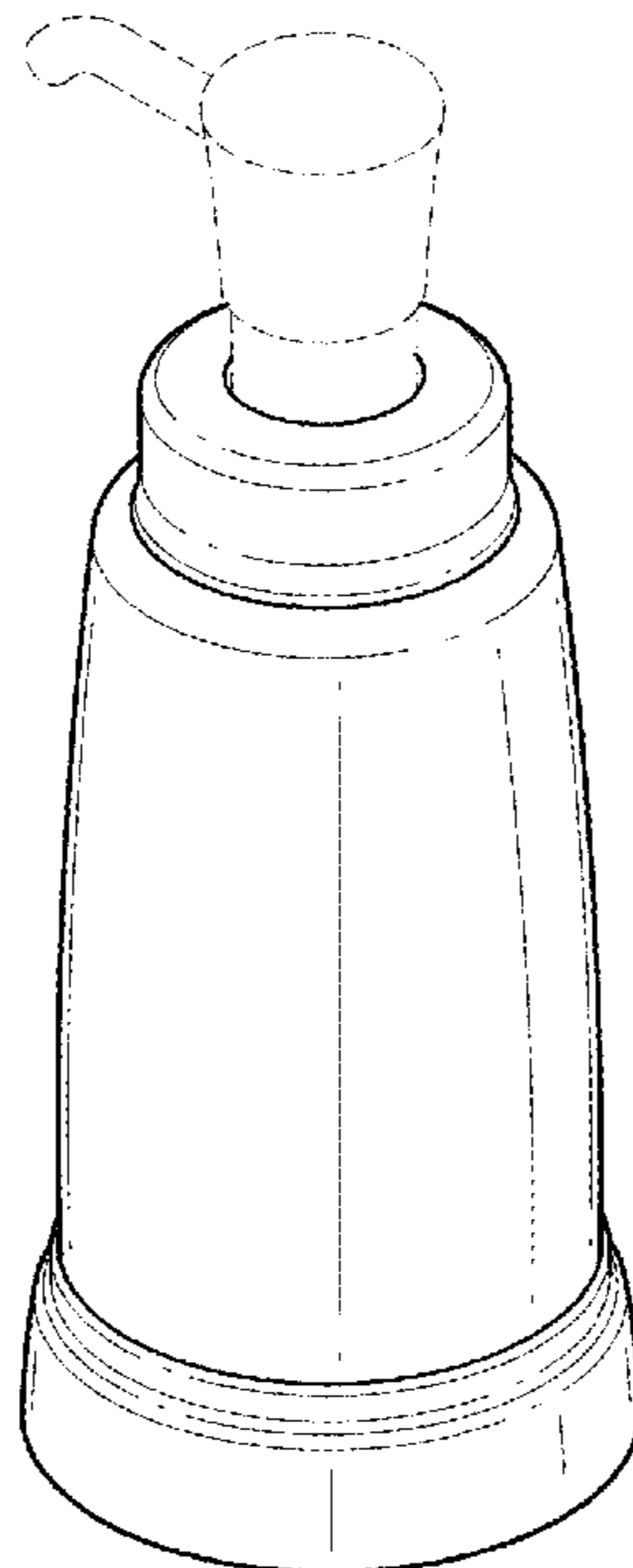
FIG. 4 is a right side elevational view thereof; and,

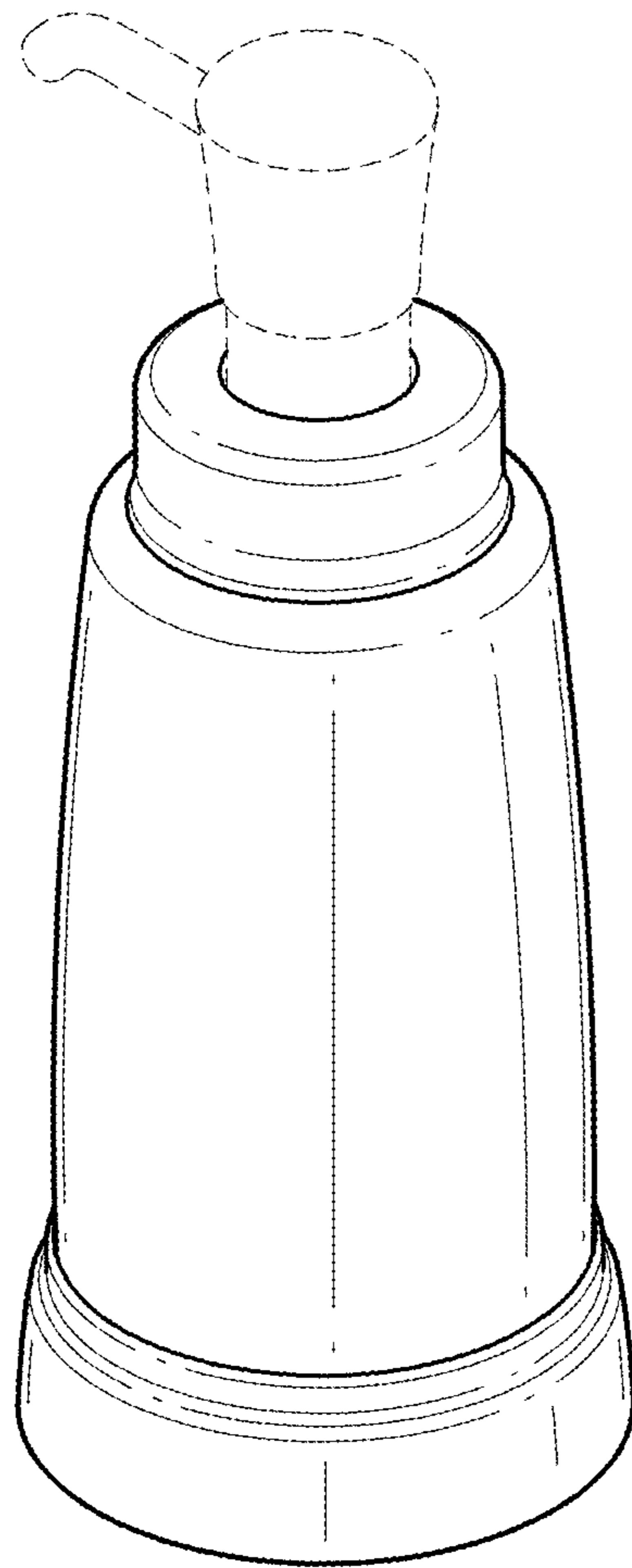
FIG. 5 is a top plan view thereof.

CPC ..... A47K 2005/1218; A47K 5/12; A47K  
5/1205; A47K 5/1211; A47K 5/14; A47K  
5/1202; A47K 2210/00; A47K 5/1215;  
A47K 5/1204; A47K 7/028; B05B

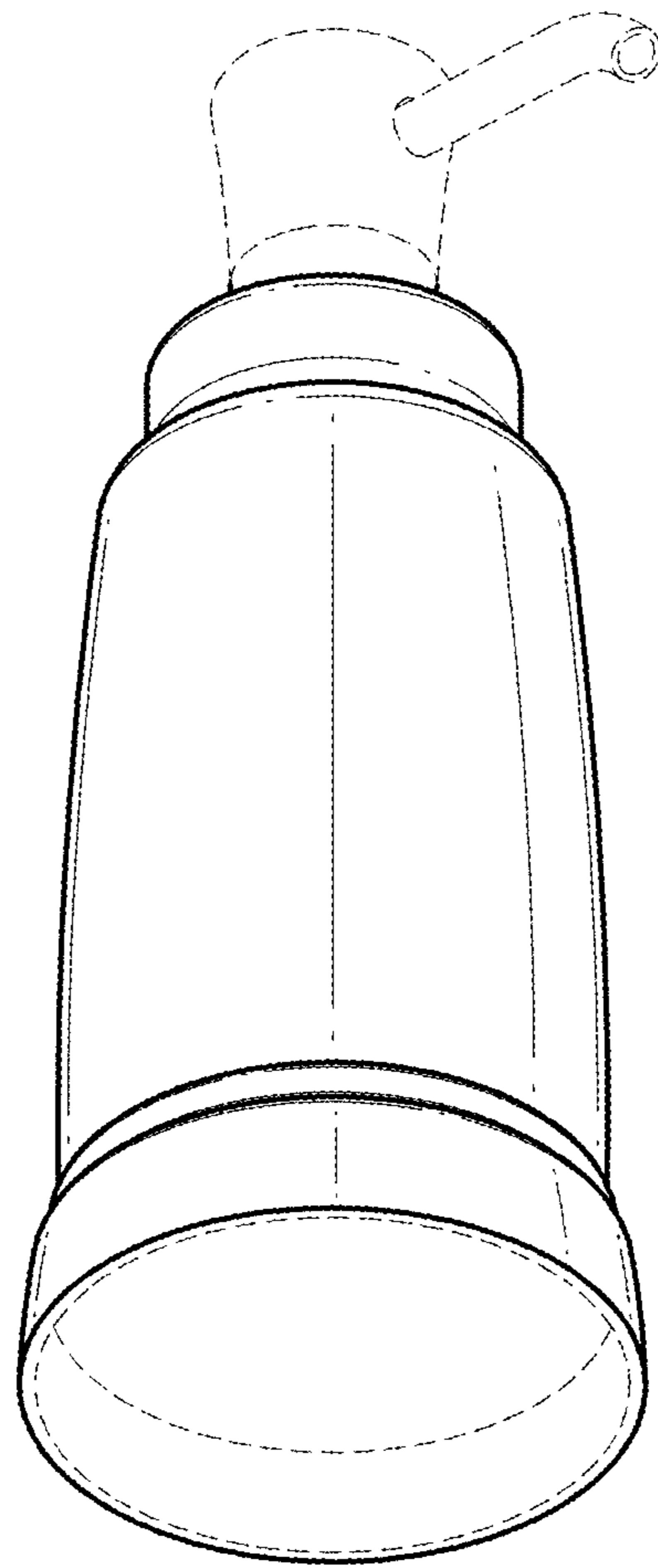
The broken lines in the drawings depict environmental subject matter only and form no part of the claimed design.

**1 Claim, 4 Drawing Sheets**






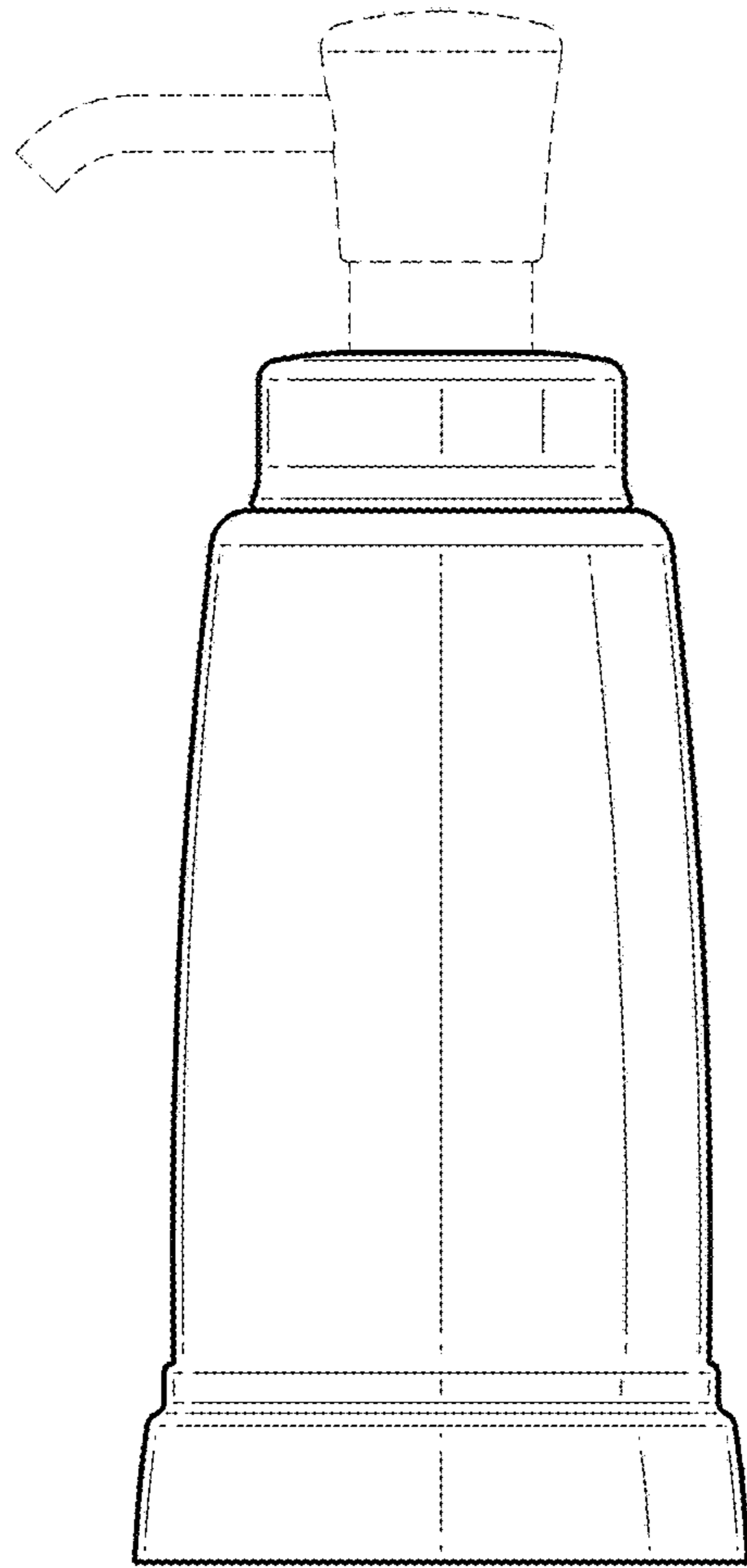
**FIG. 1**



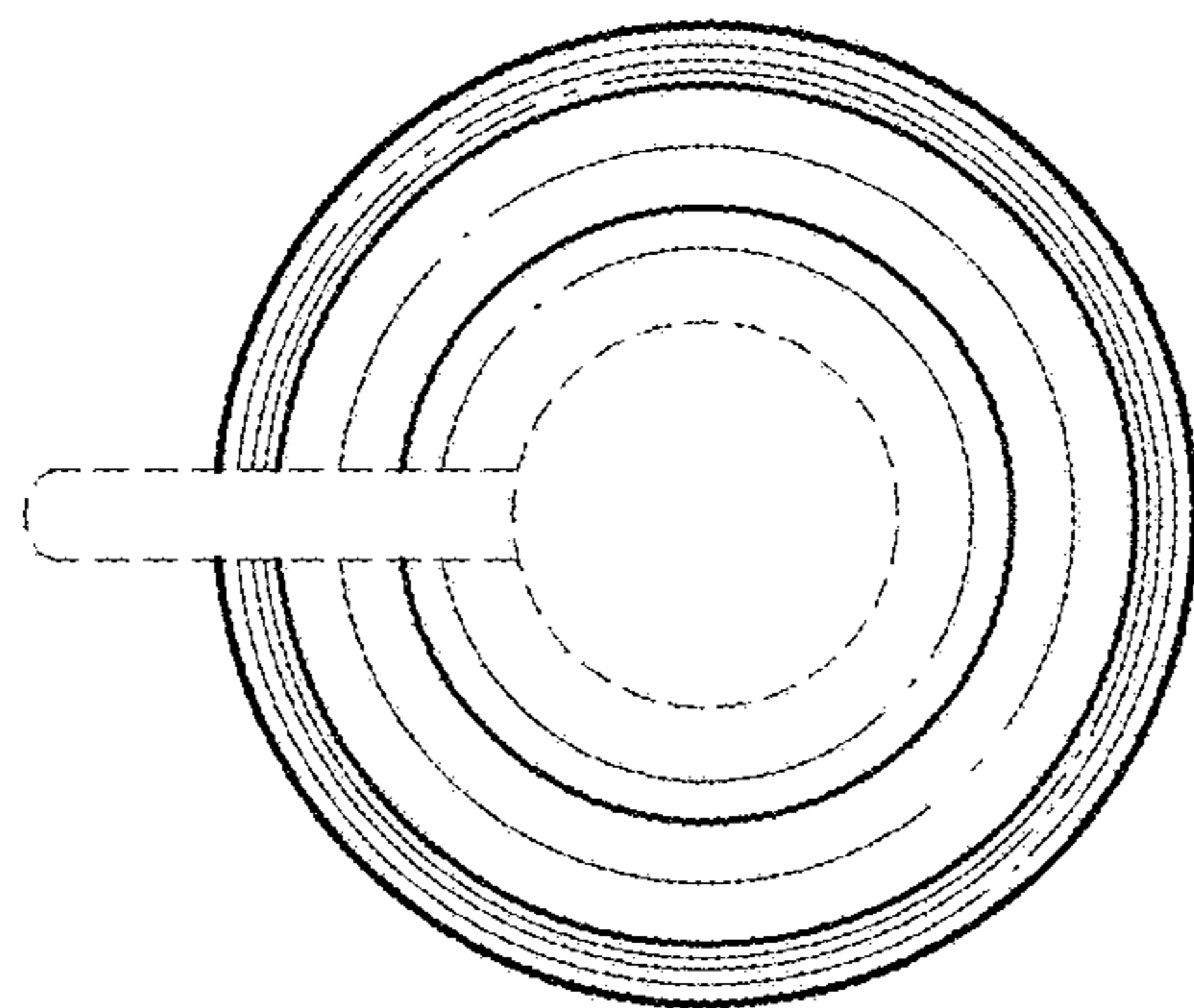
**FIG. 2**



**FIG. 3**



**FIG. 4**



**FIG. 5**