

US00D817648S

(12) **United States Design Patent** (10) **Patent No.:** **US D817,648 S**
Wu (45) **Date of Patent:** **** May 15, 2018**

(54) **FABRIC** 4,718,897 A * 1/1988 Elves A61F 13/44
604/362

(71) Applicant: **Tsung-Jung Wu**, Taichung (TW) D318,148 S * 7/1991 Peltier 245/2
5,292,578 A * 3/1994 Kolzer B29C 70/025
139/383 R

(72) Inventor: **Tsung-Jung Wu**, Taichung (TW) 5,552,207 A * 9/1996 Porter D03D 9/00
428/109

(**) Term: **15 Years** 7,115,315 B2 * 10/2006 Fowler B32B 5/10
428/95

(21) Appl. No.: **29/573,569** D695,530 S * 12/2013 Javits, Jr. D5/7
D747,996 S * 1/2016 Bridges D11/3
D779,355 S * 2/2017 Bridges D11/1
D802,902 S * 11/2017 Wu D2/972

(22) Filed: **Aug. 8, 2016** 2001/0002971 A1 * 6/2001 Kittson D03D 9/00
405/302.7

(51) **LOC (11) Cl.** **05-05** 2004/0125515 A1 * 7/2004 Popovich D03D 1/0088
361/1

(52) **U.S. Cl.** **D5/2; D5/99** 2006/0258247 A1 * 11/2006 Tao D03D 1/0088
442/301

(58) **Field of Classification Search**
USPC D5/3, 4, 7, 53, 56-63, 99; D19/1-5;
D20/27, 28; D25/138, 150, 151, 156;
D6/582, 583
CPC B44F 3/00; B44F 7/00; D03D 3/00; D03D
9/00; D03D 15/00; D06N 7/00; D21H
5/02; D21H 27/02; D21F 1/0027; D02G
3/22

See application file for complete search history.

(Continued)

Primary Examiner — Karen S Acker
(74) *Attorney, Agent, or Firm* — Muncy, Geissler, Olds & Lowe, P.C.

(56) **References Cited**

U.S. PATENT DOCUMENTS

1,144,519 A * 6/1915 Zuck et al. D03D 15/00
139/427

1,525,532 A * 2/1925 Black D03D 25/00
139/425 A

1,715,072 A * 5/1929 Medernach D03D 3/00
139/408

1,977,265 A * 10/1934 Colvin, Jr. D03D 19/00
139/392

2,672,168 A * 3/1954 Walters D03D 1/0094
139/383 R

3,197,160 A * 7/1965 Murphy B21F 27/005
245/2

3,417,794 A * 12/1968 Lynch A01G 9/1438
139/420 C

4,406,310 A * 9/1983 Reader D05C 17/023
139/391

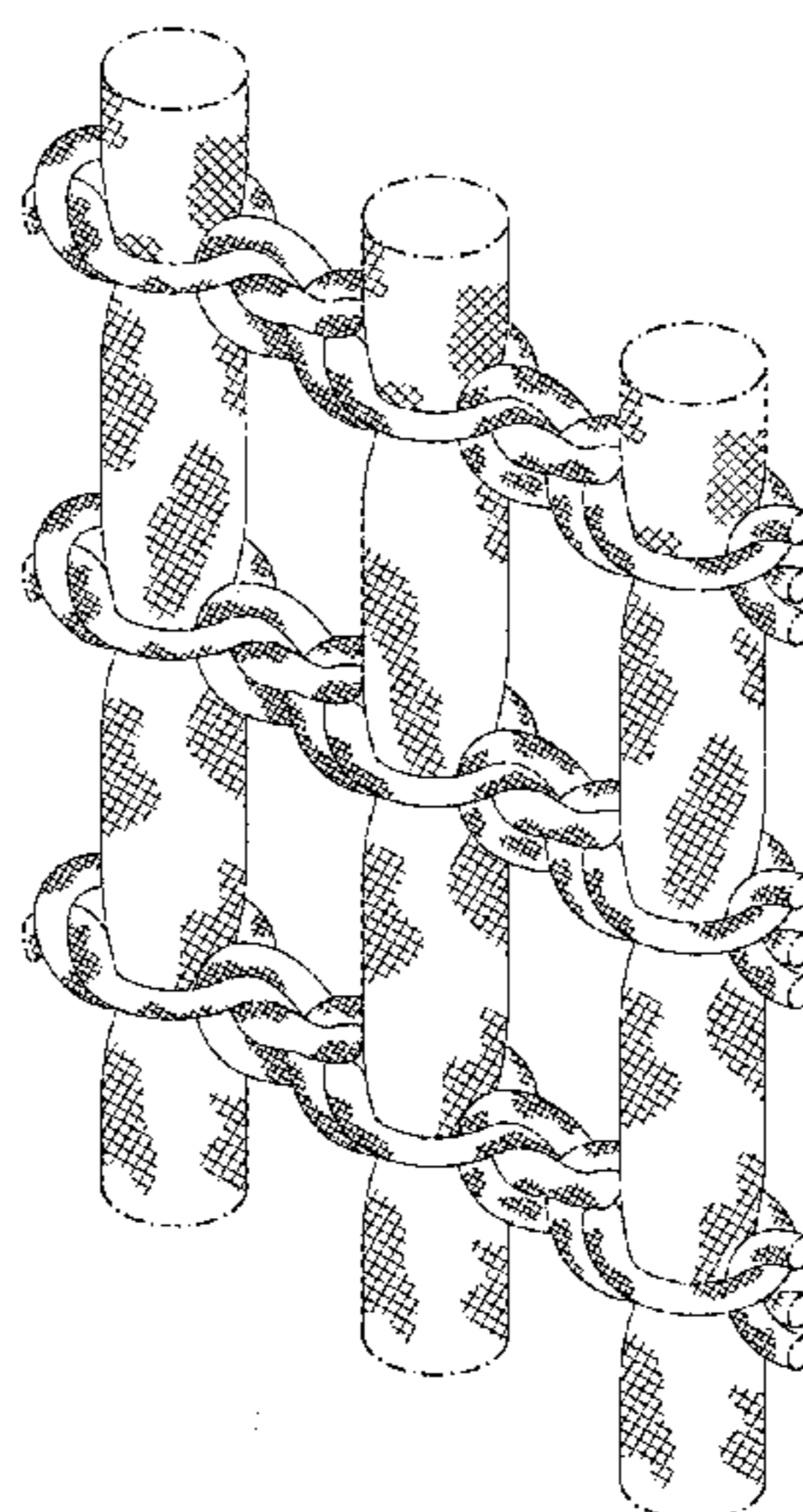
(57) **CLAIM**

I claim the ornamental design for a fabric, as shown and described.

DESCRIPTION

FIG. 1 is a perspective view of a fabric showing my new design;
FIG. 2 is a front elevational view thereof;
FIG. 3 is a rear elevational view thereof;
FIG. 4 is a left side view thereof;
FIG. 5 is a right side view thereof;
FIG. 6 is a top plan view thereof; and,
FIG. 7 is a bottom plan view.
The dot dash dot broken lines define the boundaries of the claim and form no part thereof.

1 Claim, 5 Drawing Sheets



(56)

References Cited

U.S. PATENT DOCUMENTS

2007/0141335 A1* 6/2007 Perera D02G 3/404
428/375
2011/0197508 A1* 8/2011 Swennen A01G 13/0268
47/59 S
2014/0090740 A1* 4/2014 Vahhabaghai D03D 15/02
139/35
2014/0206248 A1* 7/2014 Vito B32B 5/022
442/2
2017/0175306 A1* 6/2017 Wu D03D 3/00

* cited by examiner




FIG. 1




FIG. 2

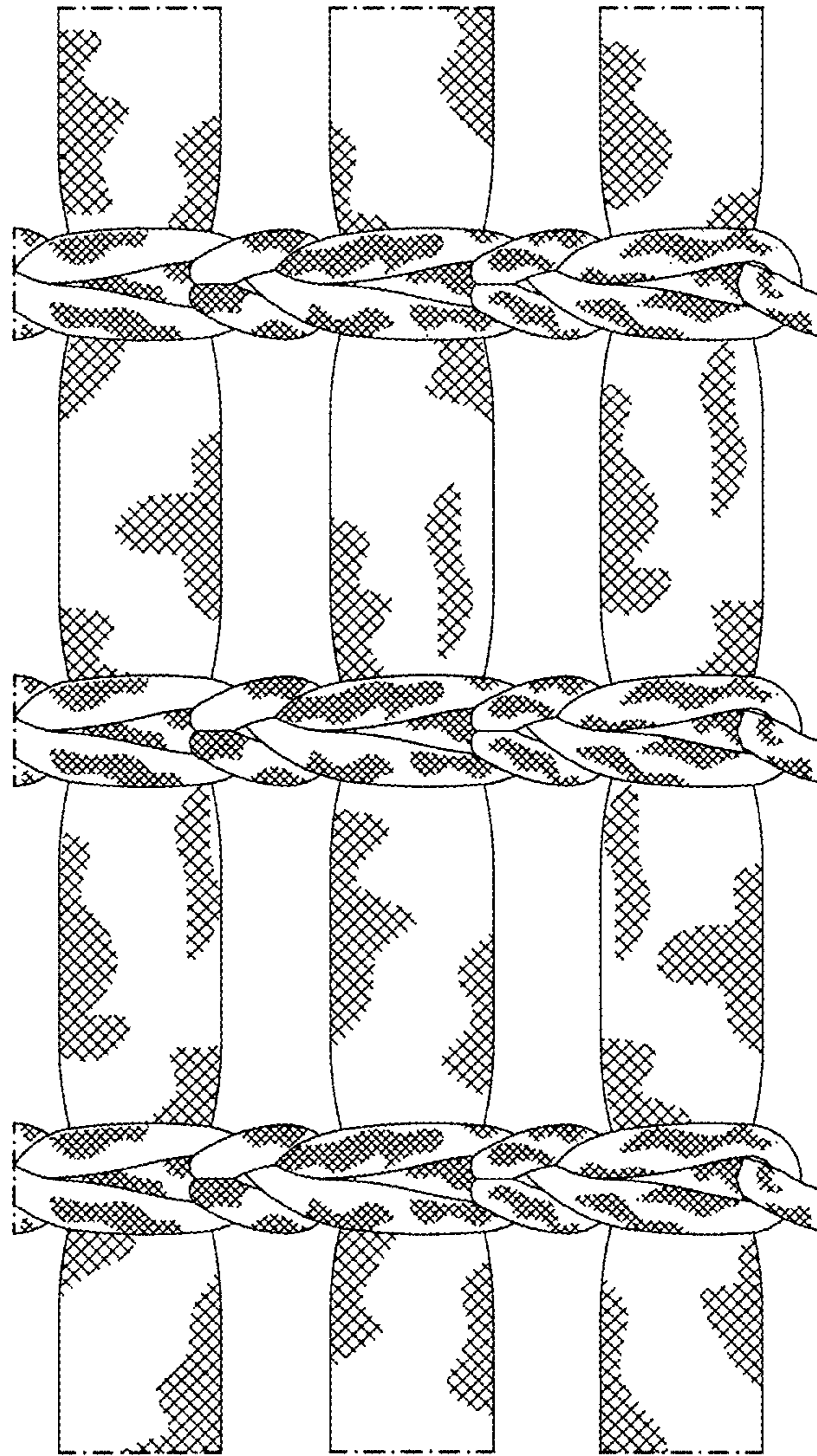


FIG. 3

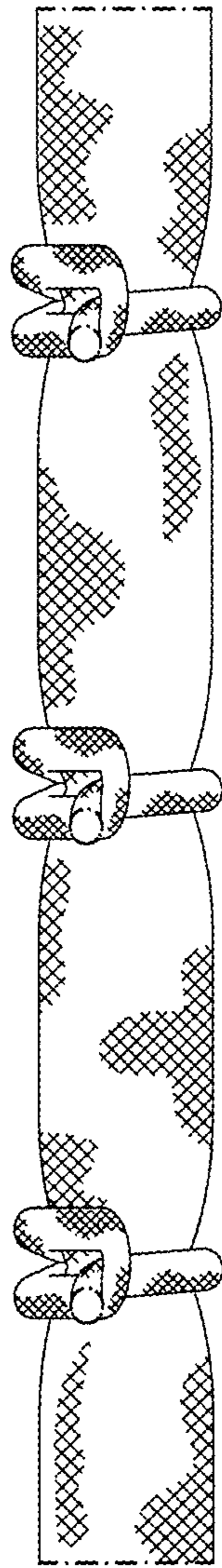


FIG. 4

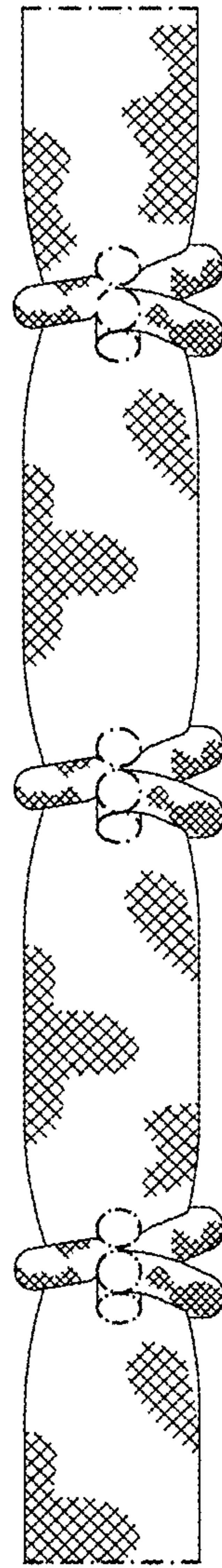


FIG. 5

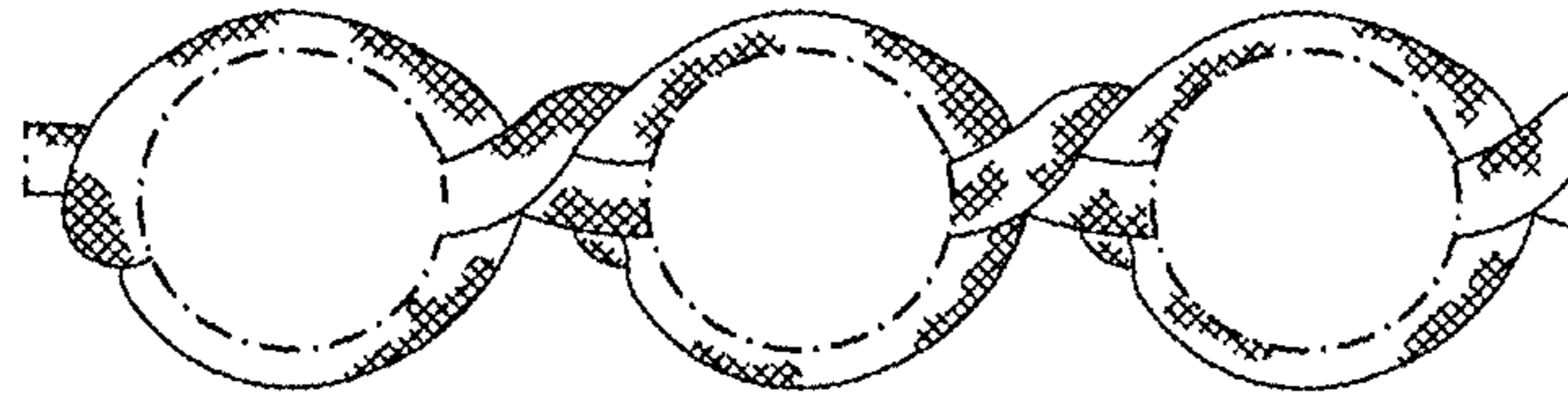


FIG. 6

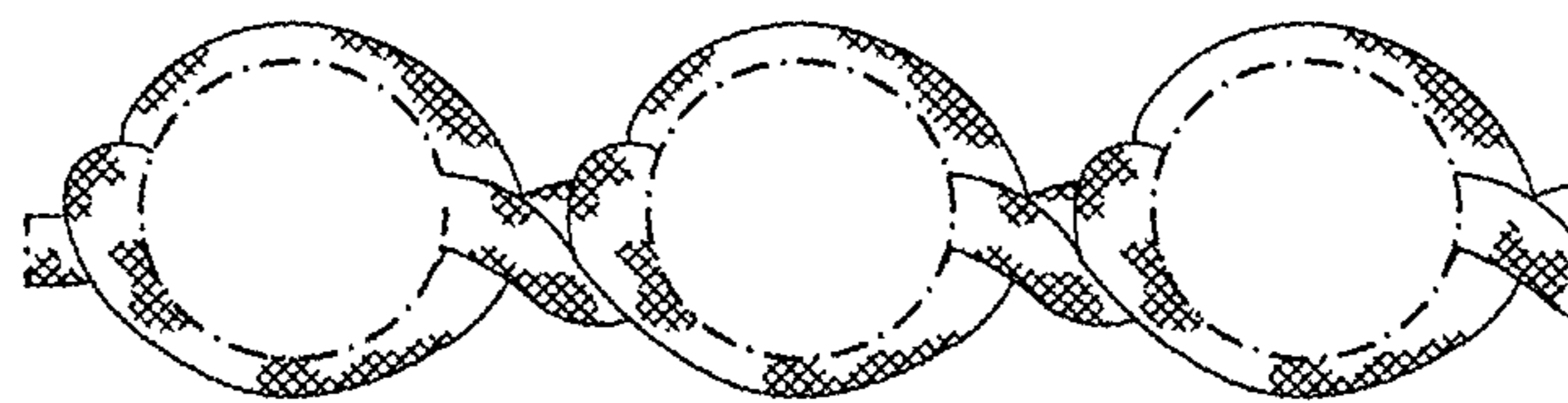


FIG. 7