



US00D817643S

(12) **United States Design Patent** (10) **Patent No.:** **US D817,643 S**
Valle et al. (45) **Date of Patent:** **** May 15, 2018**

(54) **ELECTRIC STYLING BRUSH**

(56) **References Cited**

(71) Applicants: **Lourdes Lopez Valle**, Mahopac, NY (US); **Gary Koenemann**, El Paso, TX (US); **Adrian Gonzalez**, El Paso, TX (US)

U.S. PATENT DOCUMENTS

4,292,986	A *	10/1981	Ergaver	A45D 1/18 132/118
D461,316	S *	8/2002	Park	D4/128
D479,049	S *	9/2003	Park	D4/128
D479,916	S *	9/2003	Park	D4/128
6,739,016	B2 *	5/2004	Bigio	A46B 9/023 132/120
D557,015	S *	12/2007	Park	D4/116
D557,018	S *	12/2007	Park	D4/128
D627,568	S *	11/2010	Rennette	D4/128
D658,892	S *	5/2012	Console	D4/121
D696,026	S *	12/2013	Park	D4/128
D696,027	S *	12/2013	Park	D4/128
2015/0122286	A1 *	5/2015	Valle	A45D 1/04 132/229

(72) Inventors: **Lourdes Lopez Valle**, Mahopac, NY (US); **Gary Koenemann**, El Paso, TX (US); **Adrian Gonzalez**, El Paso, TX (US)

(73) Assignee: **HELEN OF TROY LIMITED**, St. Michael (BB)

(**) Term: **15 Years**

(21) Appl. No.: **29/599,818**

FOREIGN PATENT DOCUMENTS

EM 003067065-0004 * 5/2016

(22) Filed: **Apr. 6, 2017**

(51) **LOC (11) Cl.** **04-02**

* cited by examiner

(52) **U.S. Cl.**

USPC **D4/100**; D4/136

Primary Examiner — Karen E Eldridge Powers

(58) **Field of Classification Search**

USPC D4/100, 102, 103, 104, 105, 106, 107, D4/108, 109, 111, 112, 113, 114, 115, D4/116, 117, 118, 119, 120, 121, 122, D4/123, 124, 125, 126, 127, 128, 129, D4/130, 131, 132, 133, 134, 135, 136, D4/137, 138, 199; D30/158, 159

(57) **CLAIM**

The ornamental design for an electric styling brush, as shown, and described.

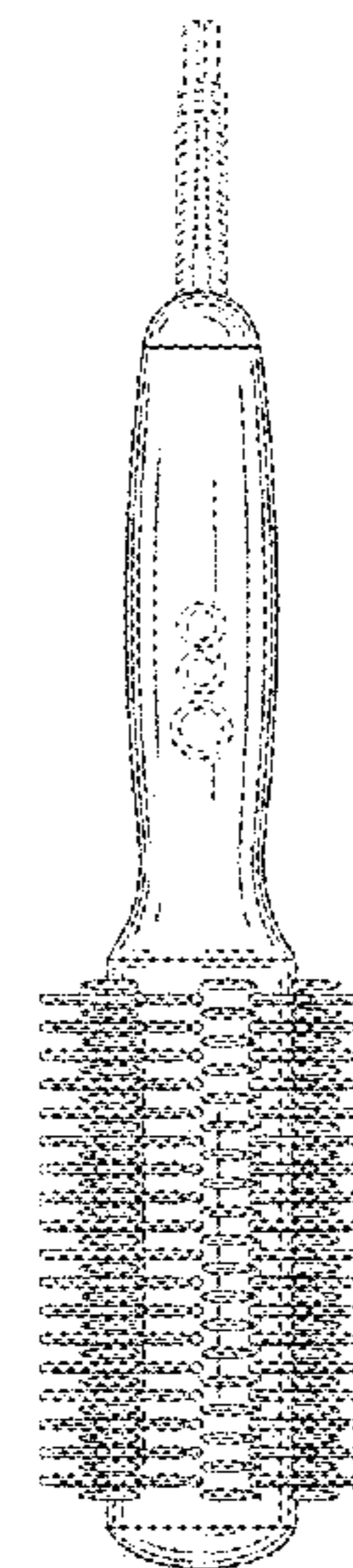
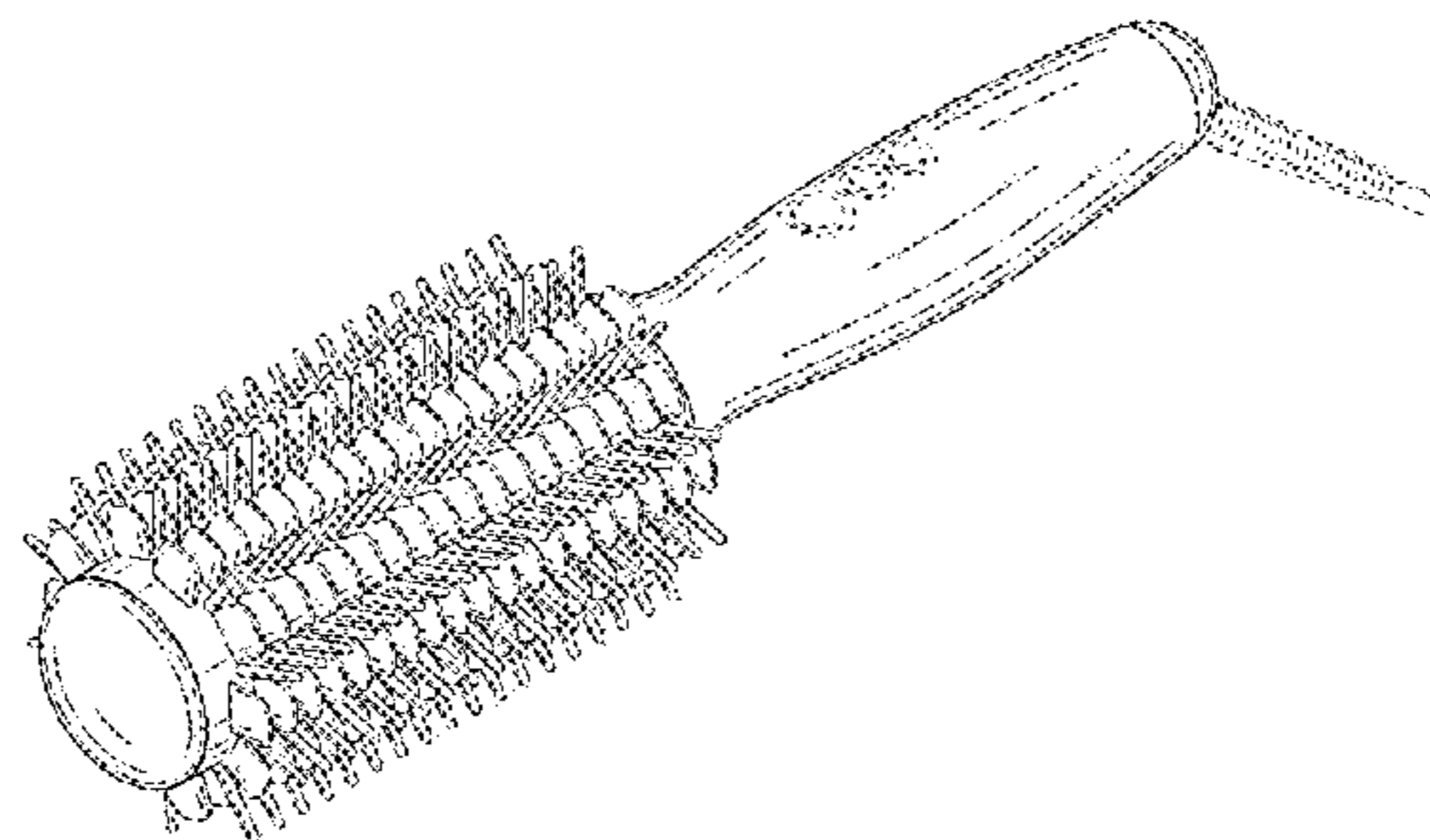
CPC A46B 9/023; A46B 9/026; A46B 9/028; A46B 9/06; A46B 2200/104; A46B 5/00; A46B 5/02; A46B 5/0029; A46B 11/08; A46B 15/0018; A46B 5/002; A46B 5/003; A46B 5/0024; A46B 5/021; A46B 9/02; A46B 15/0046; A46D 1/00; A46D 1/02; A46D 1/023; A46D 1/0207; A46D 1/0223; A46D 1/0238; A46D 1/0246; A46D 1/0253; A46D 1/02843

DESCRIPTION

FIG. 1 is a perspective view of the electric styling brush; FIG. 2 is a front view of the electric styling brush; FIG. 3 is a rear view of the electric styling brush; FIG. 4 is a side view of the electric styling brush; FIG. 5 is a top view of the electric styling brush; and, FIG. 6 is a bottom view of the electric styling brush. The broken lines depict environment and form no part of the claimed design.

See application file for complete search history.

1 Claim, 6 Drawing Sheets



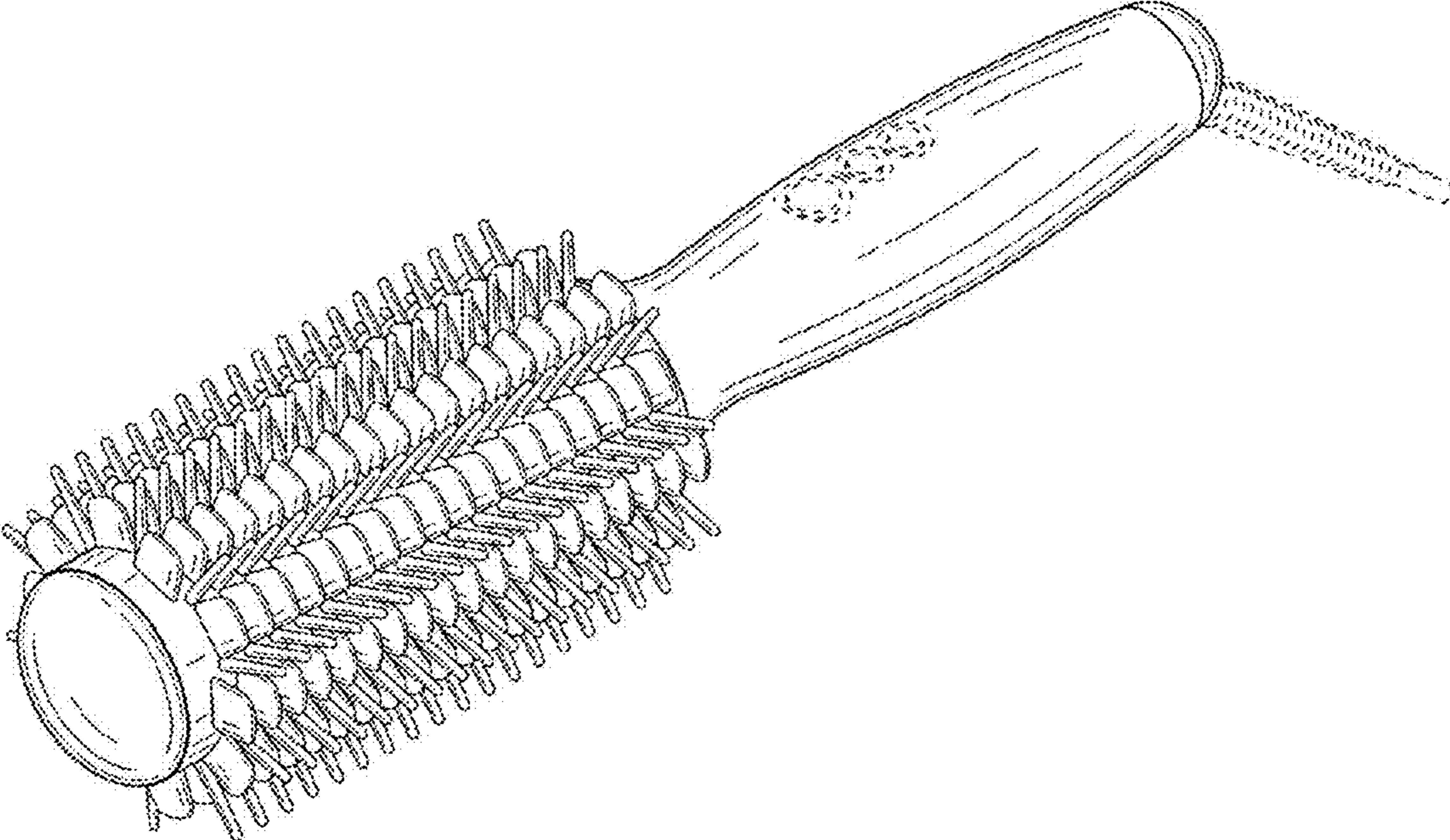


FIG. 1




FIG. 2

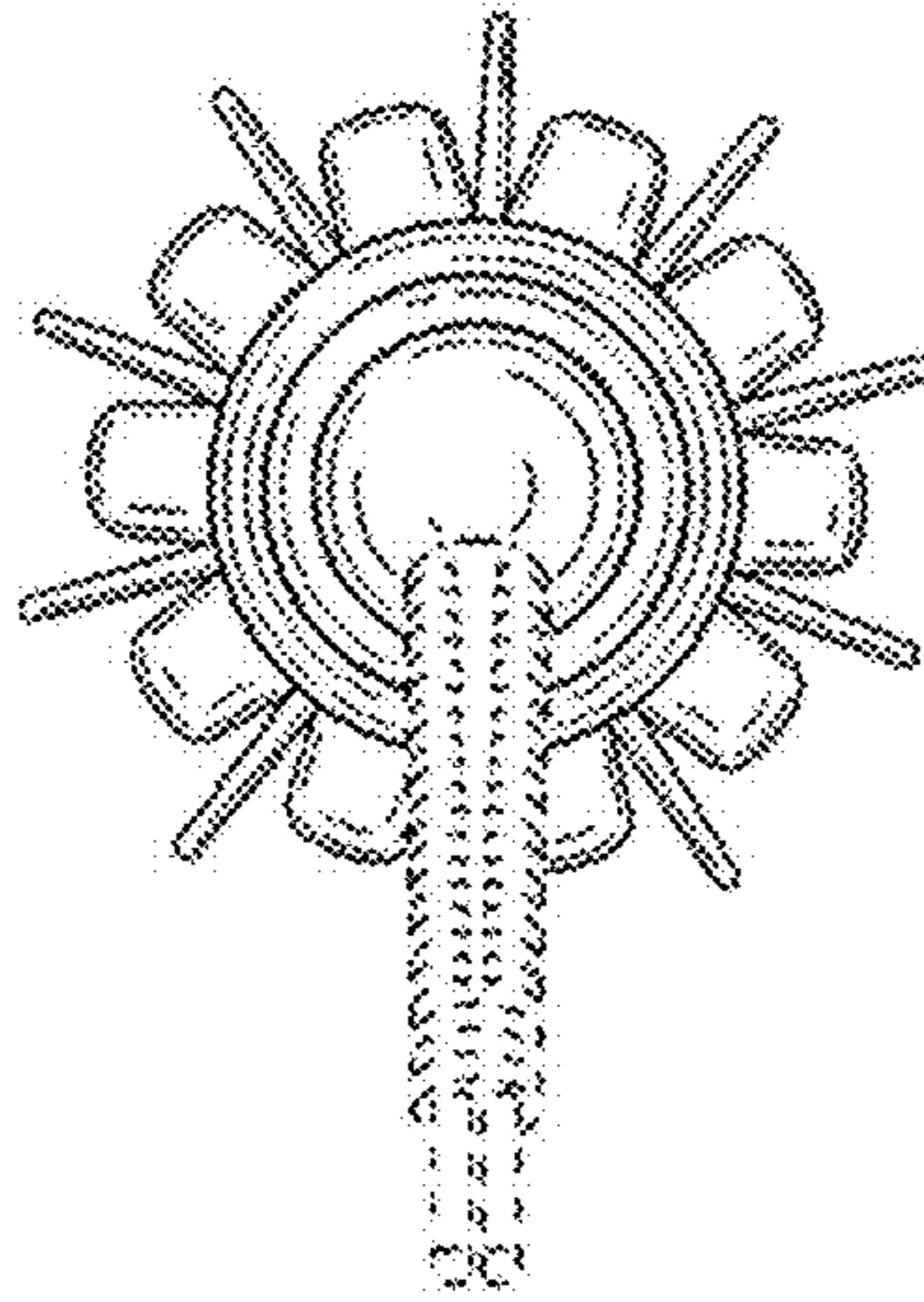


FIG. 3

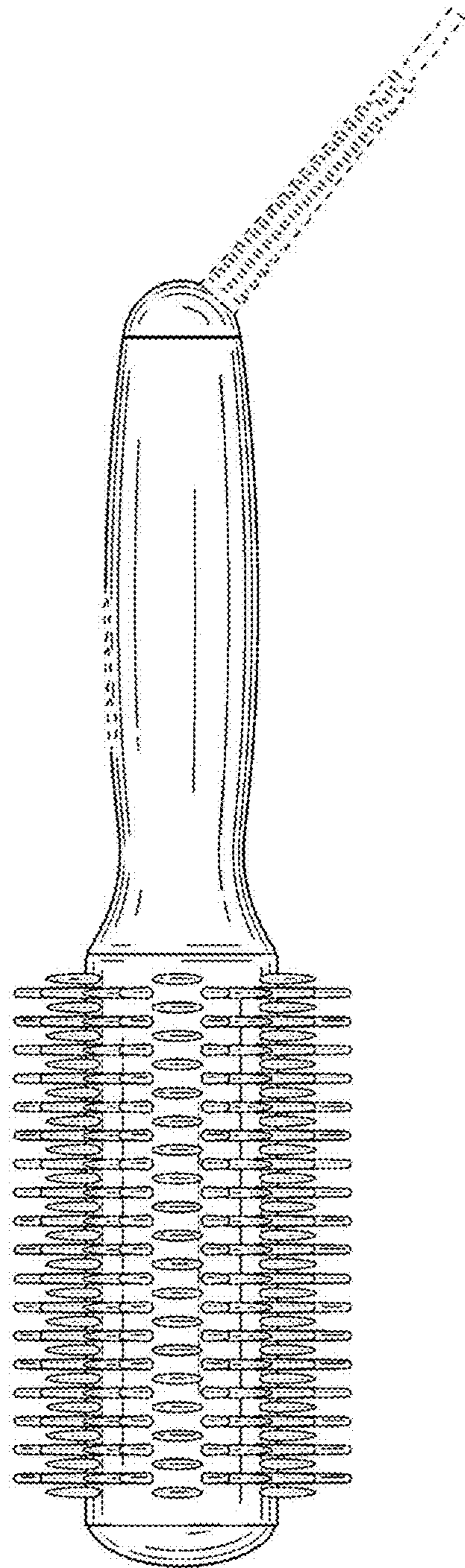


FIG. 4

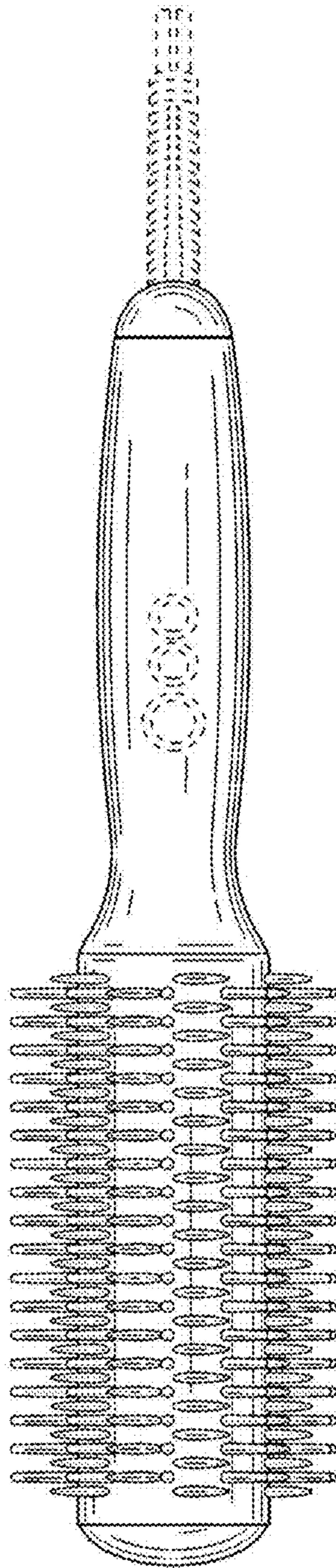


FIG. 5

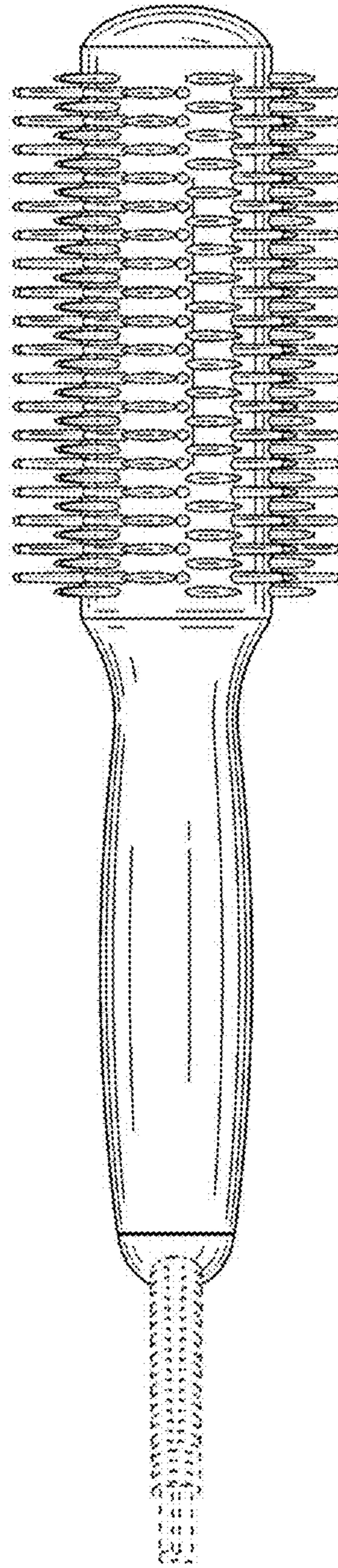


FIG. 6