



US00D817640S

(12) **United States Design Patent** (10) **Patent No.:** **US D817,640 S**
Dang et al. (45) **Date of Patent:** **** May 15, 2018**

(54) **DEVICE HOLDER**

(71) Applicant: **Bose Corporation**, Framingham, MA (US)

(72) Inventors: **Jingwei Dang**, Auburn, MA (US); **Danielle Hicks**, Boston, MA (US); **Linshi Li**, Wellesley, MA (US); **Kevin M. Krauss**, Sudbury, MA (US); **Adam A. Carr**, Southborough, MA (US)

(73) Assignee: **Bose Corporation**, Framingham, MA (US)

(**) Term: **15 Years**

(21) Appl. No.: **29/584,109**

(22) Filed: **Nov. 11, 2016**

(51) **LOC (11) Cl.** **03-01**

(52) **U.S. Cl.**
USPC **D3/294**

(58) **Field of Classification Search**
USPC D3/201, 203.1, 212, 263–266, 273, 294, D3/315, 328; D9/748, 420, 423, 424, D9/428; D14/204, 205, 240; D28/73, D28/78, 82; 206/5, 5.1, 38, 523, 702, 206/811, 822, 242, 285, 823, 579, 528; 455/575.1, 575.6; 150/116; 381/182, 381/370, 381, 384, 388; 132/293; 224/929

CPC A45C 11/005; A45C 2011/001; A45C 13/005; B65D 25/10; B65D 43/16; B65D 2313/04; B65D 2585/6835; H04R 1/10; H04R 1/105; H04R 1/1033; H04R 1/1058; A61C 15/043

See application file for complete search history.

(56) **References Cited**

U.S. PATENT DOCUMENTS

D49,217 S * 6/1916 King D3/265
D259,596 S * 6/1981 Gray D3/205

D281,281 S * 11/1985 Matalon D28/5
D452,611 S * 1/2002 Redgrave D3/264
D480,864 S * 10/2003 Sayers D3/203.1
D481,532 S * 11/2003 Sayers D3/203.1
D501,845 S * 2/2005 Allen D14/216
D506,065 S * 6/2005 Sugino D13/103
D545,563 S * 7/2007 Margiotta D3/203.3
D561,471 S * 2/2008 Nakamura D3/294
D586,557 S * 2/2009 Jalet D3/294
D609,009 S 2/2010 Schaal et al.
D611,450 S * 3/2010 Miyazaki D14/209.1
D636,598 S * 4/2011 Tseng D3/294

(Continued)

OTHER PUBLICATIONS

Bose SoundSport Free Review, available Oct. 27, 2017, [online], [site visited Dec. 26, 2017]. Available from internet, <URL: https://www.theverge.com/circuitbreaker/2017/10/27/16508068/bose-soundsport-free-review-truly-wireless-earbuds (Year: 2017).*

(Continued)

Primary Examiner — Cathron C Brooks
Assistant Examiner — W. A. Teddy Falloway

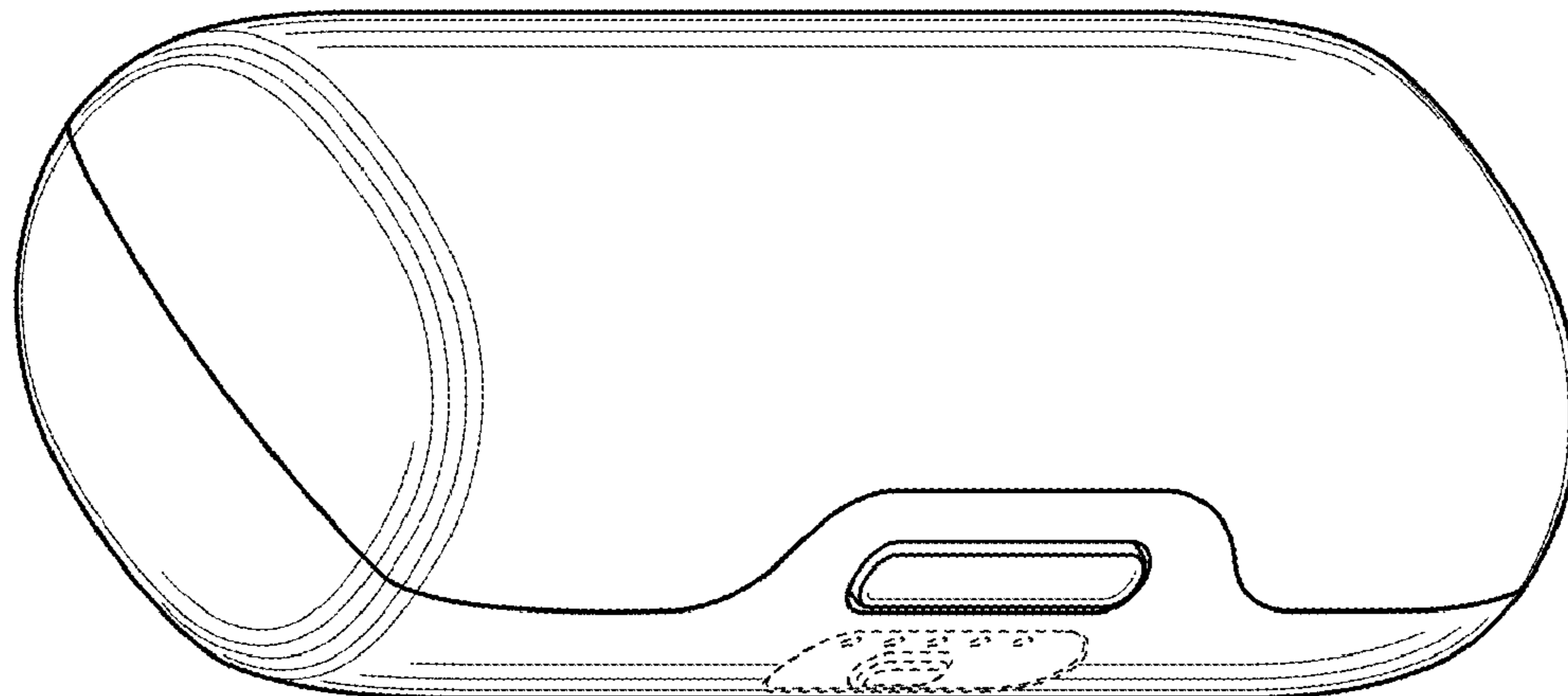
(57) **CLAIM**

The ornamental design for a device holder, substantially as shown and described.

DESCRIPTION

FIG. 1 is a perspective view of a device holder as seen from the front, top and left side;
FIG. 2 is a front view thereof;
FIG. 3 is a back view thereof;
FIG. 4 is a top view thereof;
FIG. 5 is a bottom view thereof;
FIG. 6 is a right side view thereof; and,
FIG. 7 is a left side view thereof.
The broken lines shown illustrate portions of the device holder and form no part of the claimed design.

1 Claim, 3 Drawing Sheets



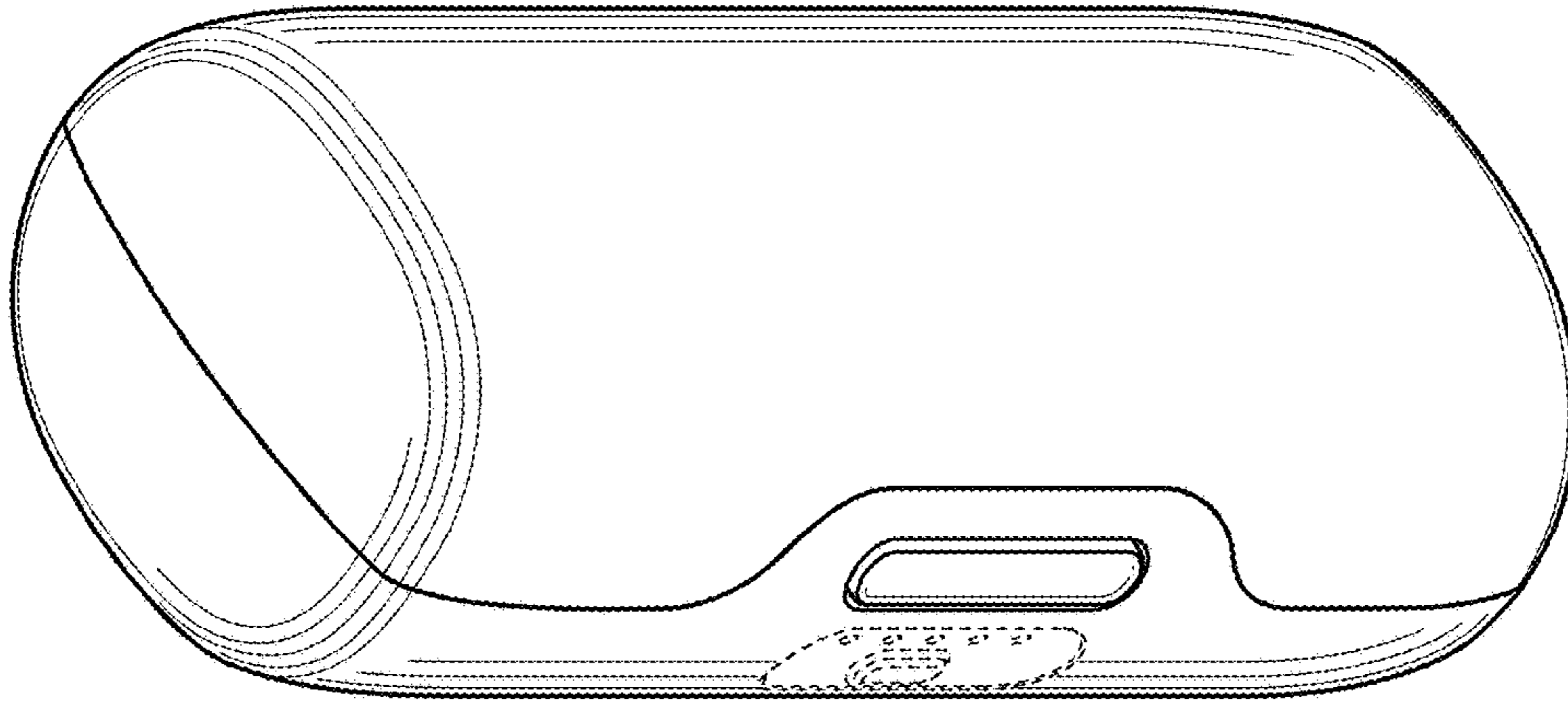


FIG. 1

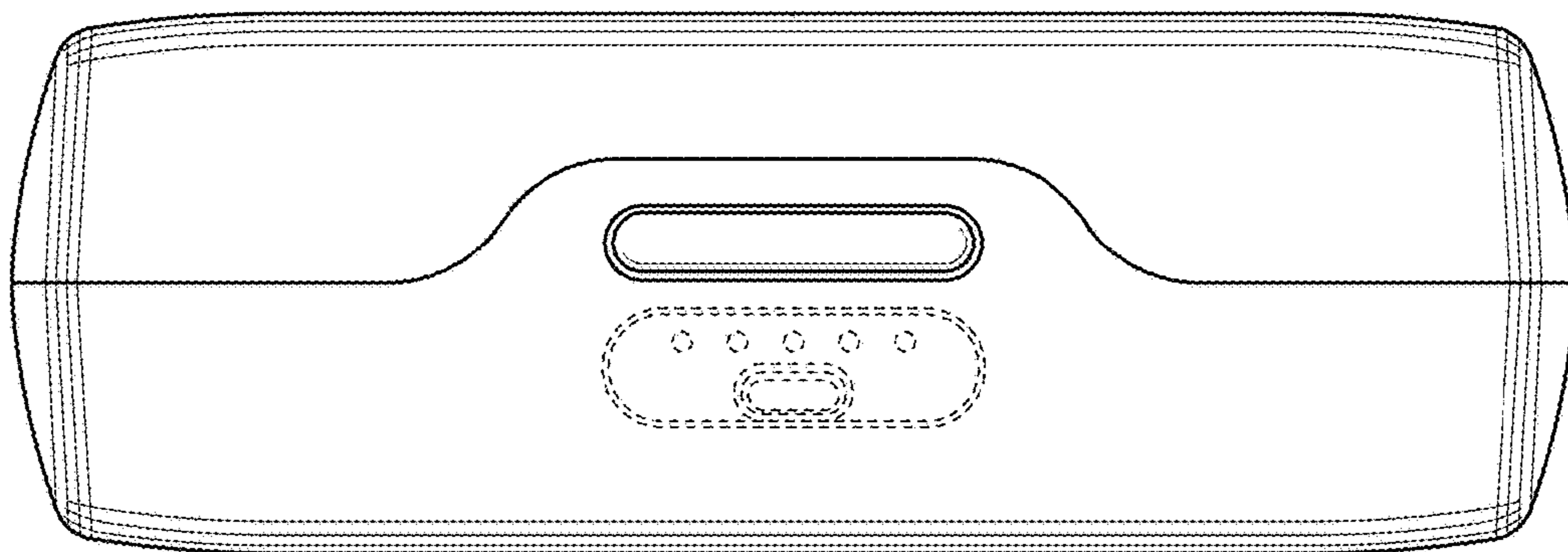


FIG. 2

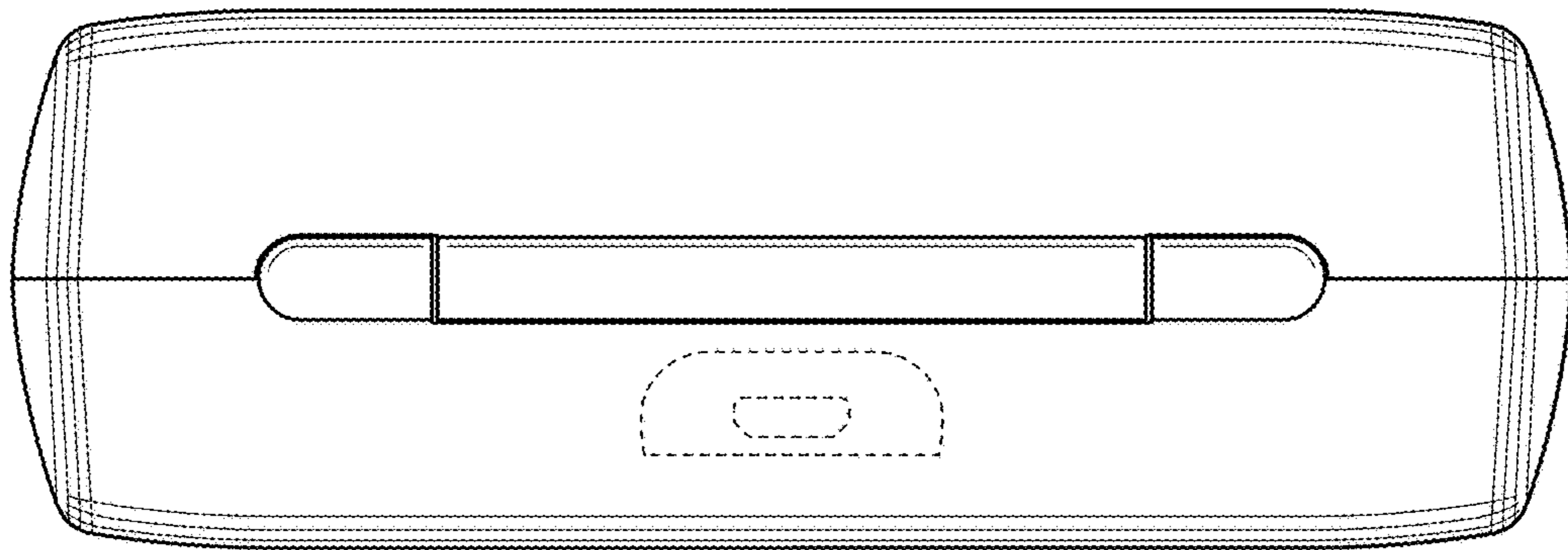


FIG. 3




FIG. 4

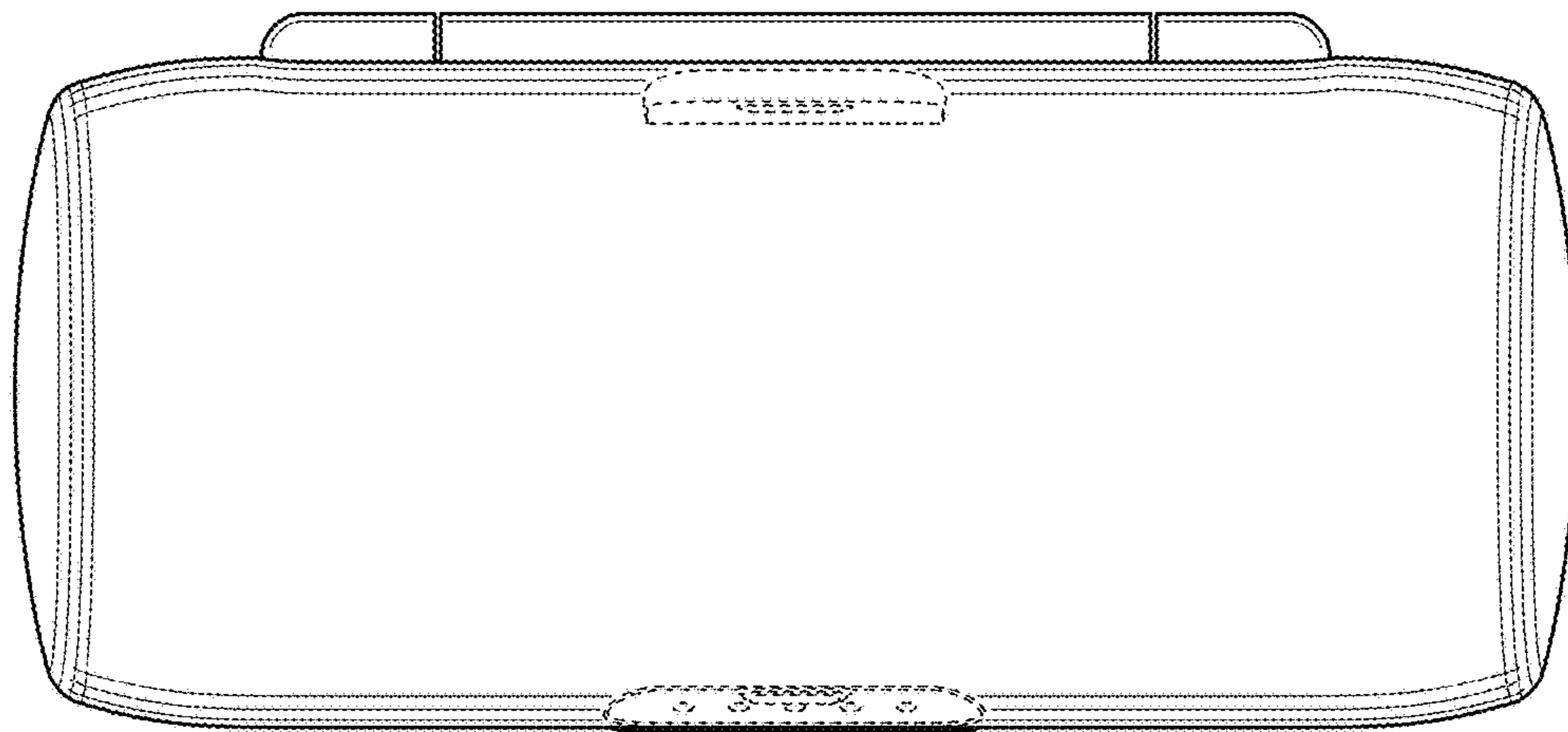


FIG. 5

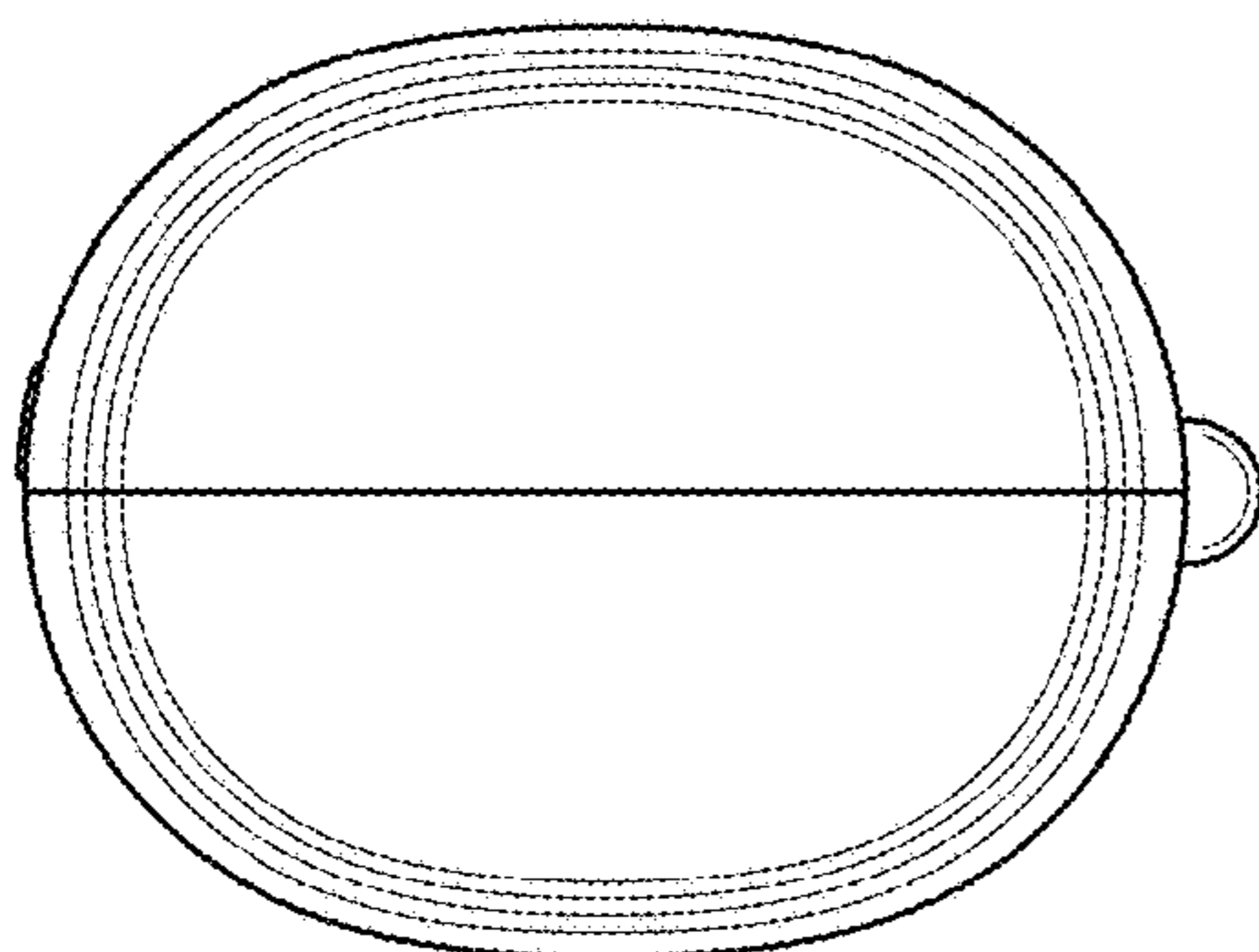


FIG. 6

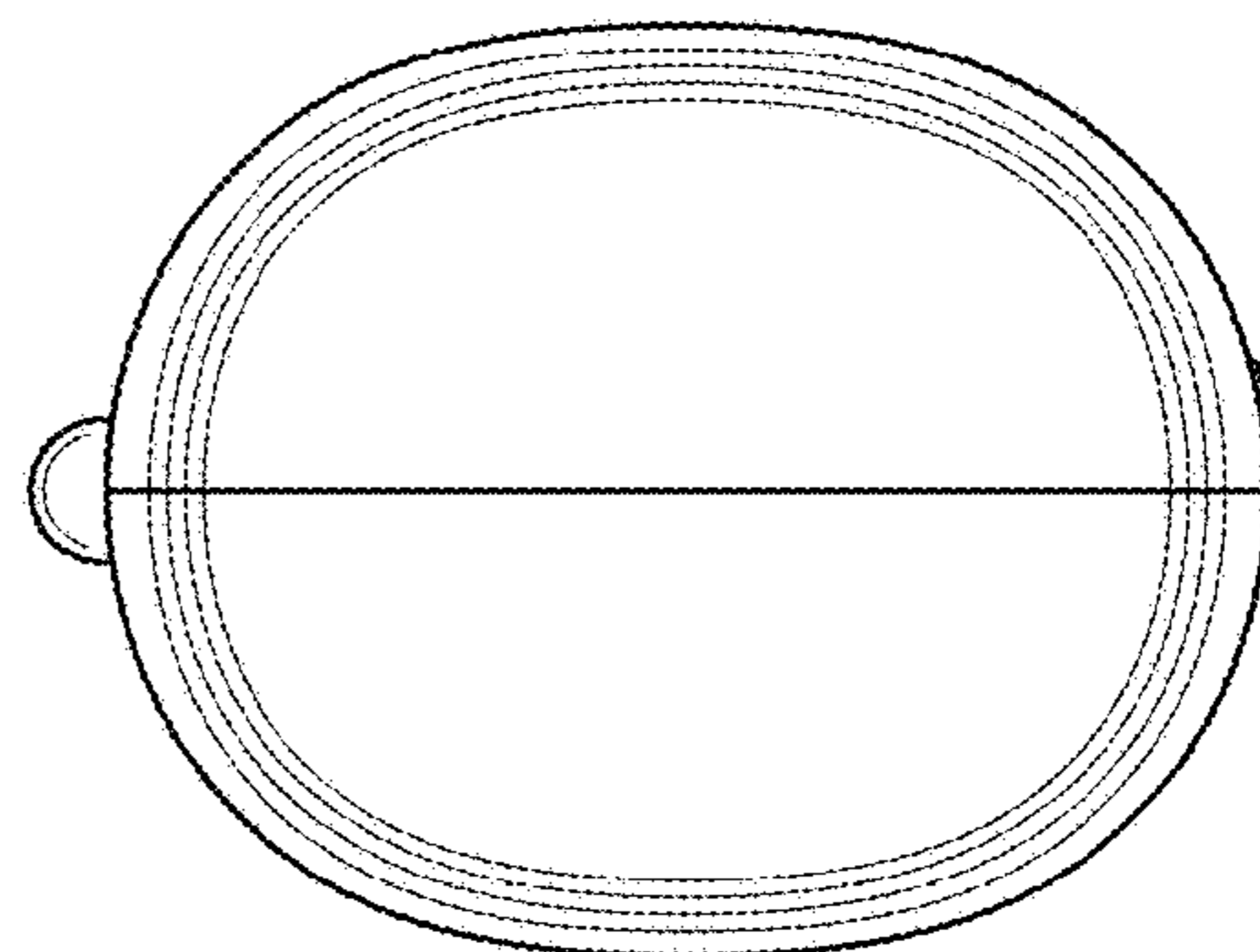


FIG. 7