



US00D817632S

(12) **United States Design Patent**
Lyon et al.

(10) **Patent No.:** **US D817,632 S**
(45) **Date of Patent:** **** May 15, 2018**

- (54) **FLASK**
- (71) Applicant: **Hydrapak, Inc.**, Oakland, CA (US)
- (72) Inventors: **Matthew J. Lyon**, Moraga, CA (US);
Samuel M. Lopez, San Francisco, CA (US)
- (73) Assignee: **Hydrapak, Inc.**, Oakland, CA (US)
- (**) Term: **15 Years**
- (21) Appl. No.: **29/541,436**
- (22) Filed: **Oct. 2, 2015**
- (51) **LOC (11) Cl.** **03-01**
- (52) **U.S. Cl.**
USPC **D3/202**
- (58) **Field of Classification Search**
USPC D3/201, 202; D7/512, 608, 619.1, 509;
D9/537, 539, 542, 428
CPC B65D 1/0246; B65D 27/06; B65D 1/0292;
B65D 1/02; B65D 27/12; A45F 3/16;
A45F 2003/166
See application file for complete search history.

(56) **References Cited**

U.S. PATENT DOCUMENTS

- 2,424,188 A * 7/1947 Pearson B65D 7/38
220/680
- 2,797,023 A * 6/1957 Kaercher B01J 47/02
220/610
- 3,411,542 A * 11/1968 Walsh B21D 51/2676
138/170
- 3,947,307 A * 3/1976 Buchscheidt B29C 65/08
156/580.2
- 4,552,396 A * 11/1985 Rais B65D 23/106
215/396
- D282,234 S * 1/1986 Henderson D7/608
- 4,588,635 A * 5/1986 Donovan D04H 1/4291
428/6

- 4,681,789 A * 7/1987 Donovan D04H 1/4291
428/221
- 4,886,674 A * 12/1989 Seward B65D 85/8043
426/112
- 4,992,327 A * 2/1991 Donovan A41G 11/02
428/198
- 5,043,207 A * 8/1991 Donovan D04H 3/00
428/221
- 5,325,982 A * 7/1994 Cobb, Jr. A47G 19/2266
215/228
- D351,500 S * 10/1994 Yang D3/202
- 5,406,650 A * 4/1995 Einbinder A47K 11/12
383/100
- D364,268 S * 11/1995 Brown D3/202
- 5,464,106 A * 11/1995 Slat B29C 49/0073
215/12.1
- 5,474,818 A * 12/1995 Ulrich B29C 65/086
206/447
- 5,782,561 A * 7/1998 Pai G01K 13/002
215/11.2

(Continued)

Primary Examiner — John Windmuller

Assistant Examiner — Steven J Czyz

(74) *Attorney, Agent, or Firm* — Levine Bagade Han LLP

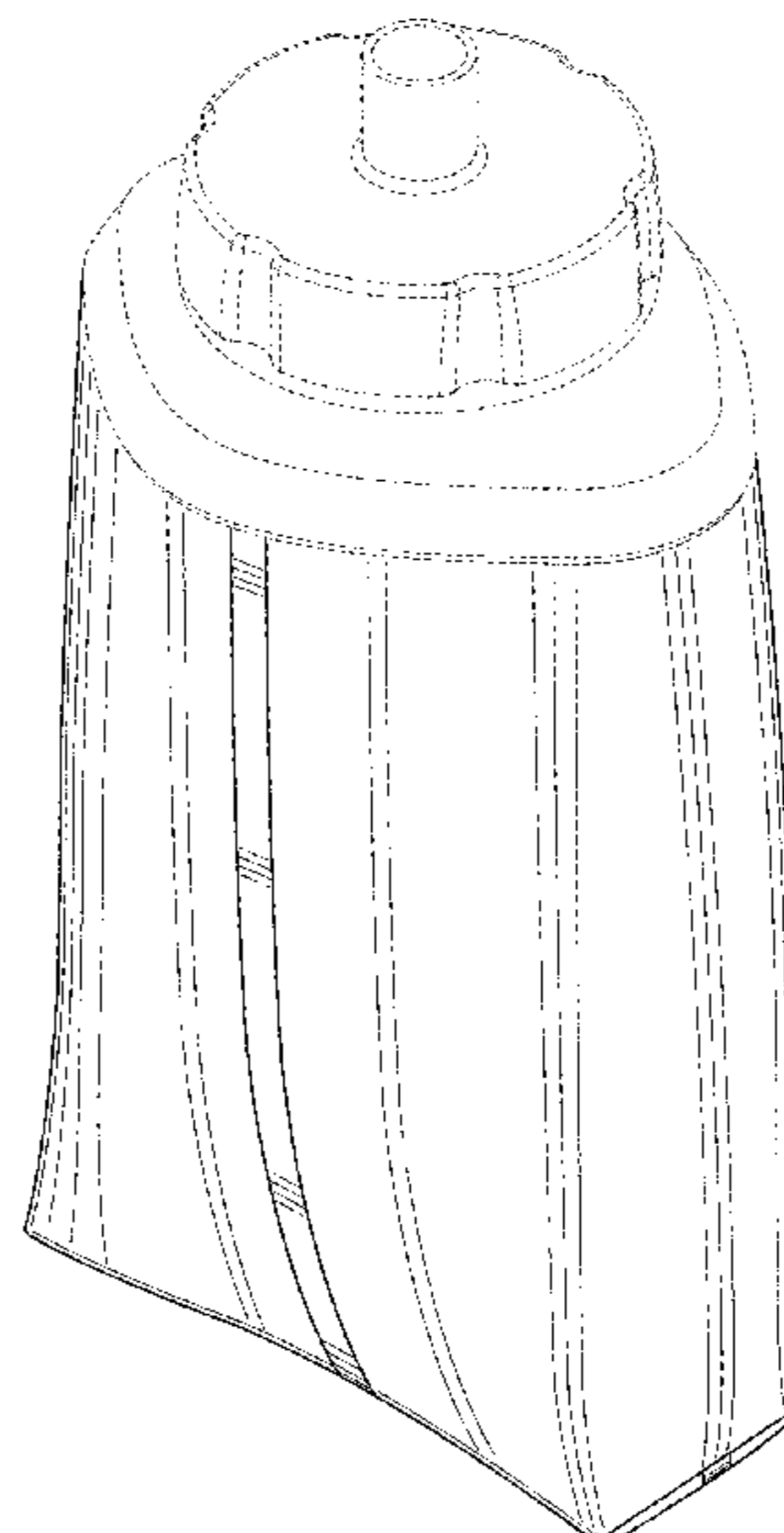
(57) **CLAIM**

The ornamental design for a flask, as shown and described.

DESCRIPTION

FIG. 1 is a top rear perspective view of a flask;
 FIG. 2 is a rear view thereof;
 FIG. 3 is a front view thereof;
 FIG. 4 is a left side view thereof;
 FIG. 5 is a right side view thereof;
 FIG. 6 is a top view thereof; and,
 FIG. 7 is a bottom view thereof.
 The broken lines depict portions of the article that form no part of the claimed design.

1 Claim, 7 Drawing Sheets



(56)

References Cited

U.S. PATENT DOCUMENTS

5,798,166 A * 8/1998 Gross B32B 3/30
428/156
5,871,119 A * 2/1999 Blackinton, Jr. .. B65D 83/0061
222/1
D407,209 S * 3/1999 Brown D3/202
5,971,613 A * 10/1999 Bell B29C 65/18
383/104
D456,599 S * 5/2002 Lekacos D3/202
D526,200 S * 8/2006 Bakic D9/521
D539,028 S * 3/2007 Robins D3/202
D598,645 S * 8/2009 McSavaney D3/202
D609,967 S * 2/2010 Helfant D7/509
D613,179 S * 4/2010 Tivelli D9/697
D622,548 S * 8/2010 Jensen D7/509
8,007,174 B2 * 8/2011 Yamaguchi A61J 1/10
383/104
8,043,005 B2 * 10/2011 Lyon B65D 33/2591
24/30.5 L
D659,472 S * 5/2012 D'Amato D7/509
8,251,568 B2 * 8/2012 Burkard B65D 75/5805
206/222
D674,275 S * 1/2013 Bouveret D9/428
D682,088 S * 5/2013 de Urquijo Carmona D9/428
D690,501 S * 10/2013 Yetts D3/202
D693,566 S * 11/2013 Martin D3/202
8,613,548 B2 * 12/2013 Murray B65D 75/5883
383/107
D734,940 S * 7/2015 Fay D3/202
D756,716 S * 5/2016 Hewitt D7/608
D757,558 S * 5/2016 Kim D9/542

D787,884 S * 5/2017 Bartlett D3/202
2002/0036206 A1 * 3/2002 Bergman B44D 3/12
220/754
2003/0077010 A1 * 4/2003 Schulz B65D 75/008
383/66
2004/0026432 A1 * 2/2004 Matsumura B65D 35/12
220/600
2005/0072796 A1 * 4/2005 Penfold B65D 5/029
222/105
2006/0032865 A1 * 2/2006 Ophardt B65D 1/04
222/94
2006/0070996 A1 * 4/2006 Boyle B29C 45/1676
220/254.7
2007/0047851 A1 * 3/2007 Sato B29C 45/14336
383/104
2007/0211967 A1 * 9/2007 Murray B65B 3/04
383/38
2007/0217717 A1 * 9/2007 Murray B65B 43/04
383/38
2007/0272705 A1 * 11/2007 Beine A61J 1/05
222/107
2007/0280565 A1 * 12/2007 Lyon B65D 75/566
383/80
2010/0282767 A1 * 11/2010 Wren A47G 23/0216
220/710.5
2011/0255809 A1 * 10/2011 Tucker B65D 33/28
383/119
2012/0255262 A1 * 10/2012 Le Talludec B65D 1/28
53/452
2014/0376833 A1 * 12/2014 Lyon A45F 3/18
383/114

* cited by examiner

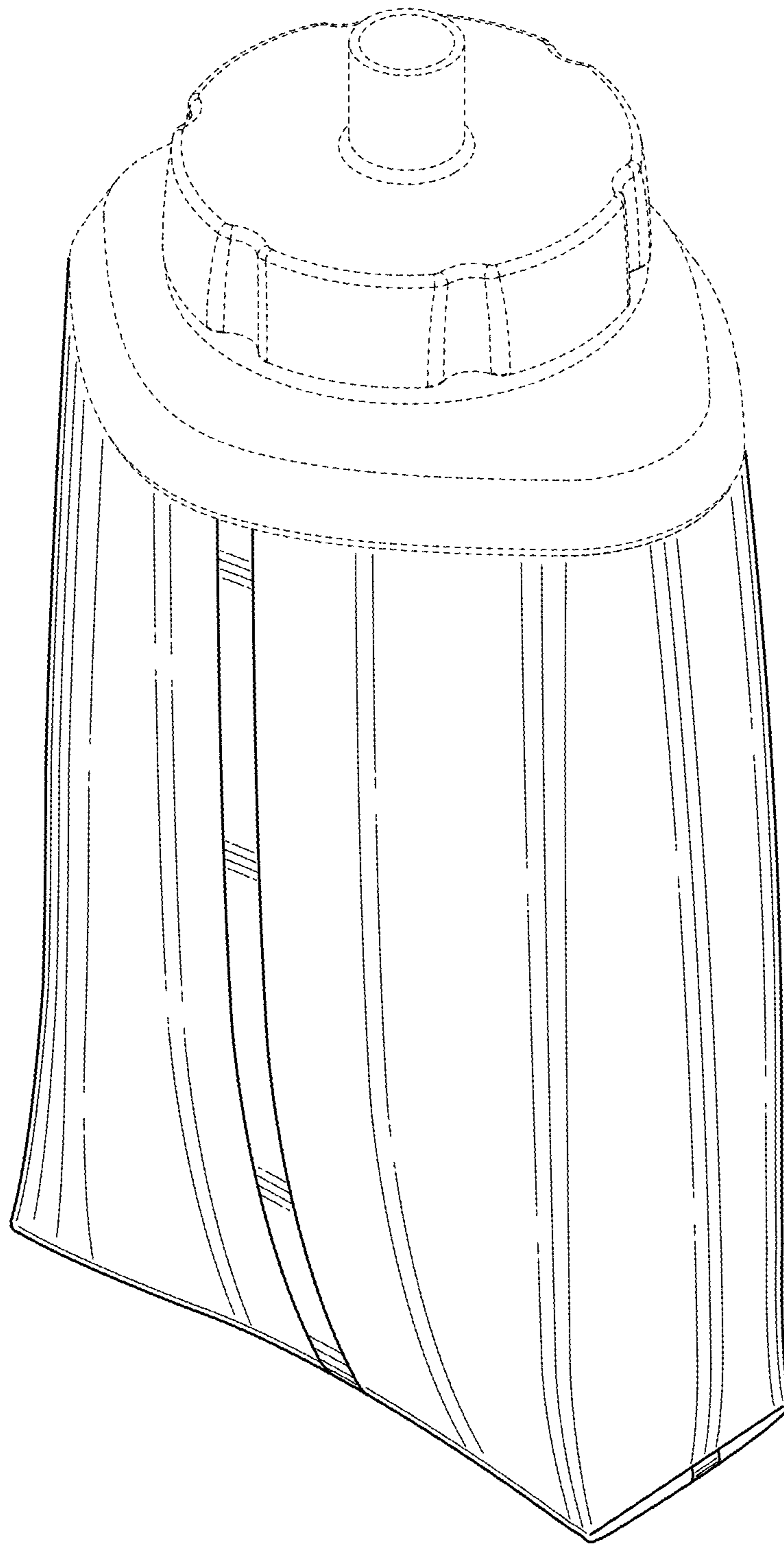


FIG. 1

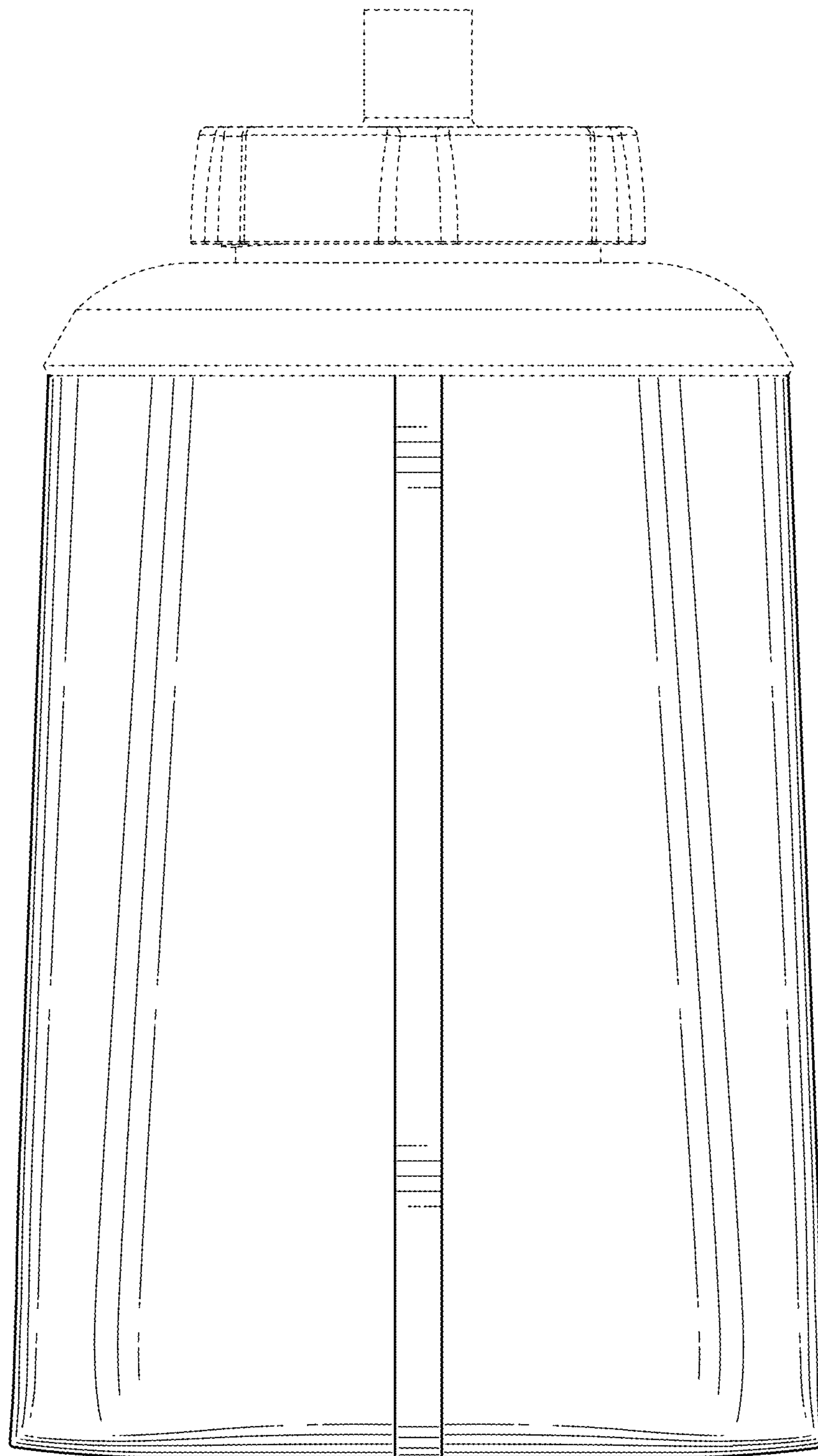


FIG. 2




FIG. 3




FIG. 4




FIG. 5

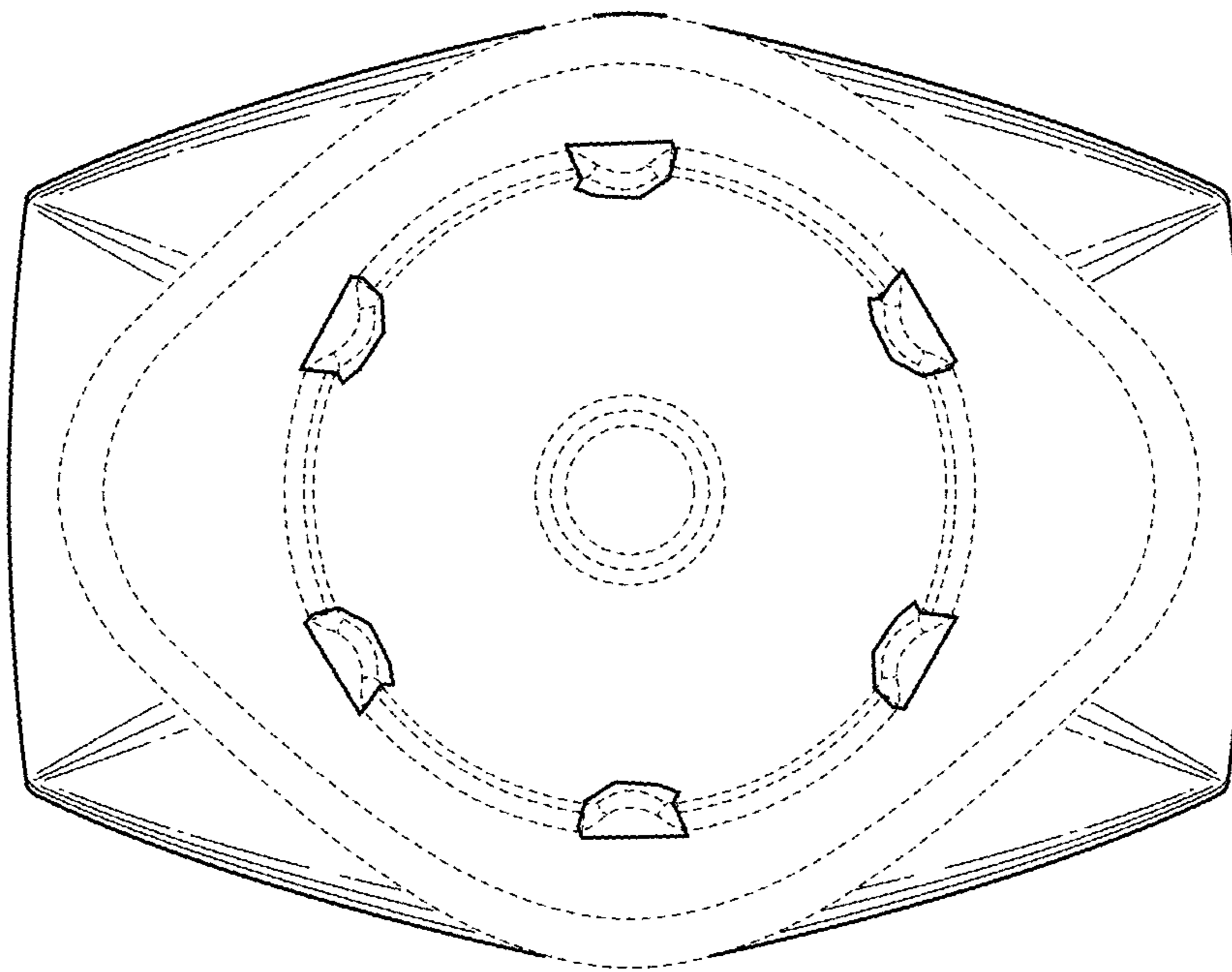


FIG. 6

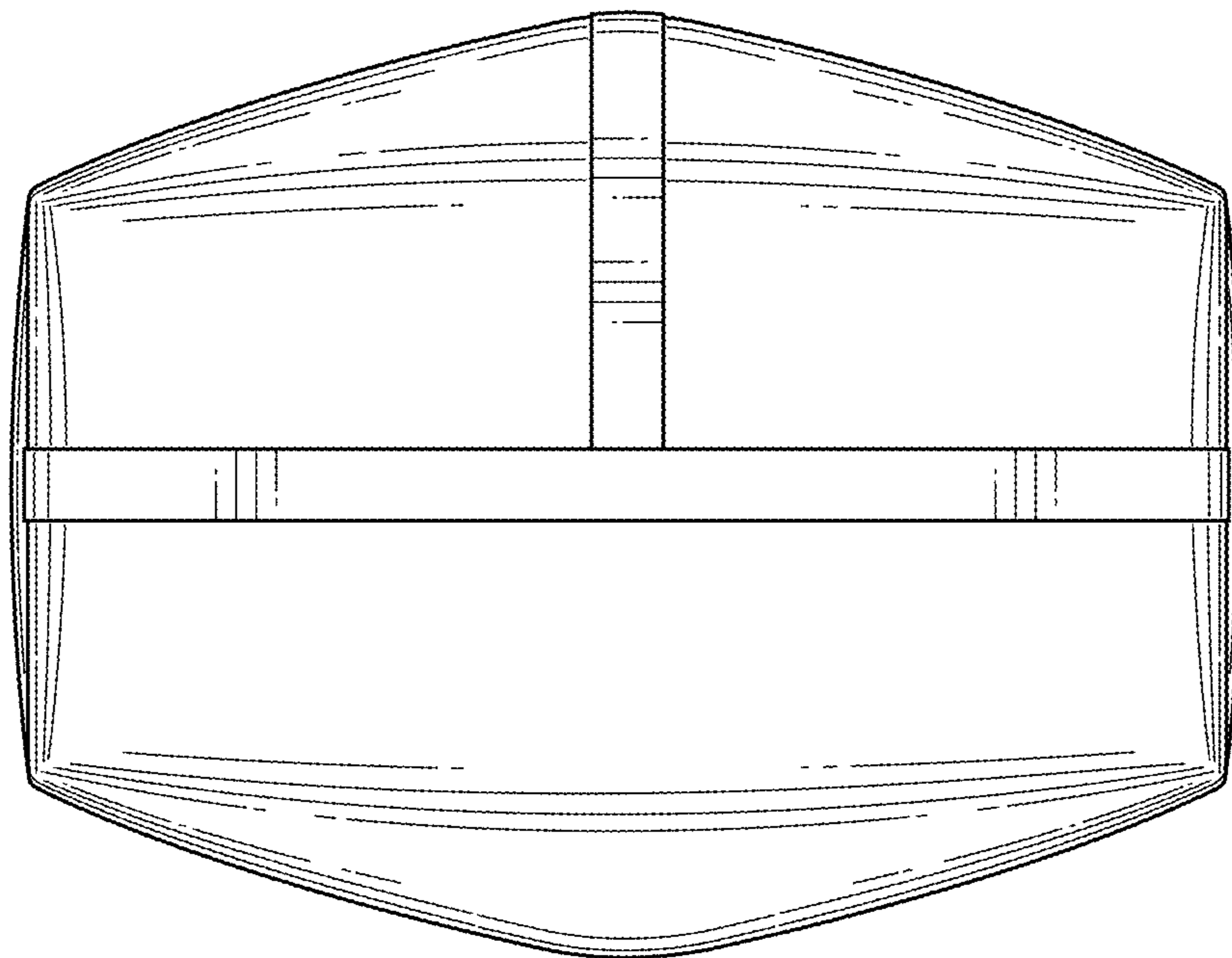


FIG. 7