



US00D817620S

(12) **United States Design Patent**
Weddle

(10) **Patent No.:** **US D817,620 S**

(45) **Date of Patent:** **** May 15, 2018**

(54) **GOLF SHOE UPPER**

(71) Applicant: **Acushnet Company**, Fairhaven, MA
(US)

(72) Inventor: **Daren S. Weddle**, Norwell, MA (US)

(73) Assignee: **Acushnet Company**, Fairhaven, MA
(US)

(**) Term: **15 Years**

(21) Appl. No.: **29/567,064**

(22) Filed: **Jun. 6, 2016**

(51) **LOC (11) Cl.** **02-99**

(52) **U.S. Cl.**
USPC **D2/969**

(58) **Field of Classification Search**
USPC D2/902, 906-908, 923, 944, 969, 970,
D2/972-974

CPC ... A43B 13/181; A43B 13/141; A43B 13/186;
A43B 13/188; A43B 23/00; A43B 23/02;
A43B 5/00; A43B 23/26; A43B 1/04;
A43B 11/14; A43B 7/00; A43B 3/12

See application file for complete search history.

(56) **References Cited**

U.S. PATENT DOCUMENTS

D604,034 S	11/2009	Bacon	
D628,785 S	12/2010	Feeney et al.	
D654,680 S	2/2012	Mochen	
D654,681 S *	2/2012	Bacon	D2/906
D656,306 S	3/2012	Bacon	
D656,307 S	3/2012	Feeney et al.	
D661,478 S *	6/2012	Lane	D2/906
D663,933 S *	7/2012	Lane	D2/906
D663,934 S *	7/2012	Bacon	D2/906
D725,360 S *	3/2015	Bacon	D2/907
D726,998 S	4/2015	Mochen	
D727,606 S	4/2015	Mochen	
D732,283 S *	6/2015	Bacon	D2/969
D748,904 S *	2/2016	Greenhalgh	D2/969

D757,413 S *	5/2016	Bacon	D2/969
D759,363 S *	6/2016	Lane, III	D2/969
D762,960 S *	8/2016	Lane, III	D2/969
D782,176 S *	3/2017	Vega	D2/972
D787,802 S *	5/2017	Da Costa Pereira	
		Machado	D2/972
D787,807 S *	5/2017	Spring	D2/972

(Continued)

Primary Examiner — Dominic V Simone

(74) *Attorney, Agent, or Firm* — Daniel W. Sullivan

(57) **CLAIM**

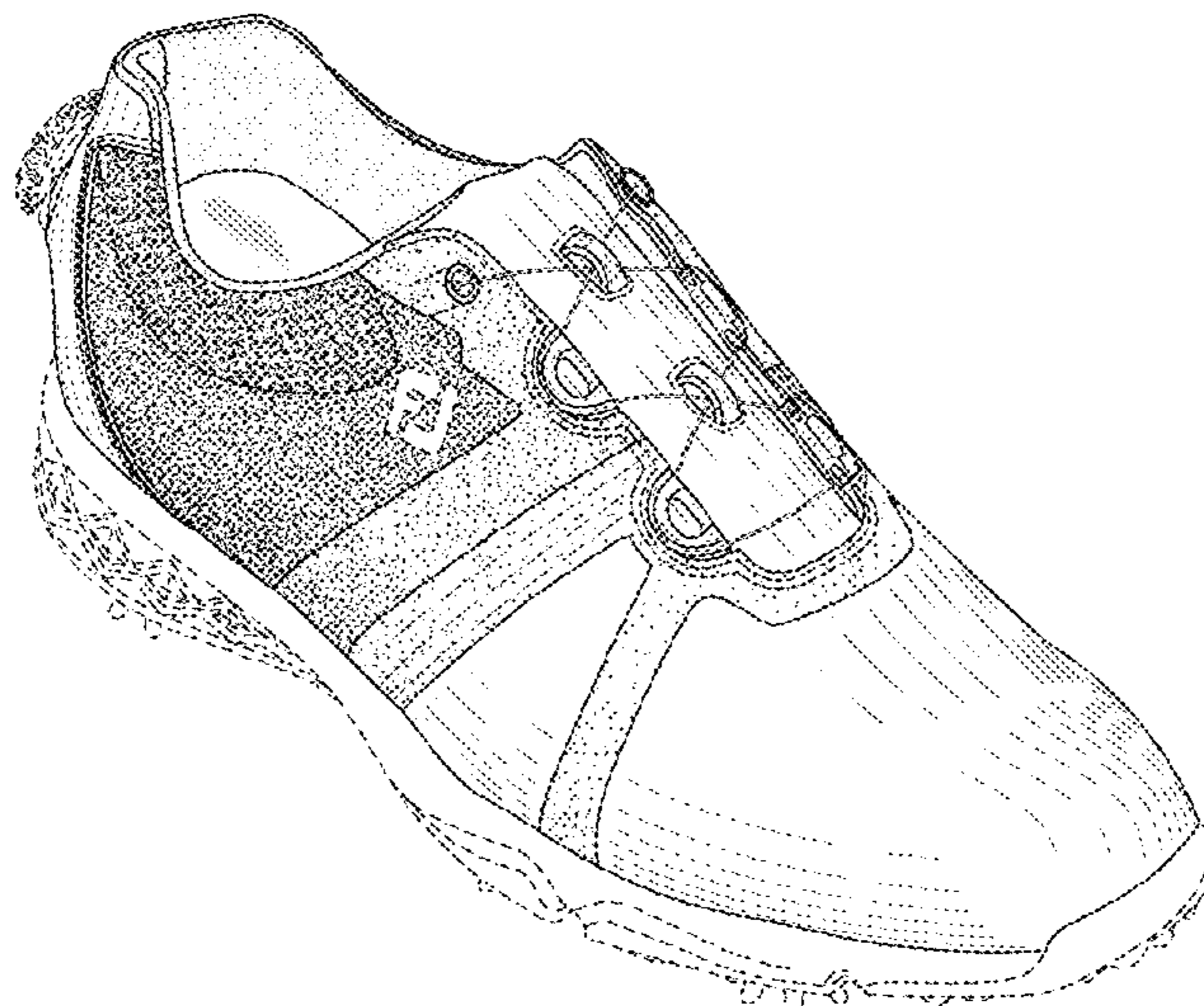
The ornamental design for a golf shoe upper, as shown and described.

DESCRIPTION

FIG. 1 is a top perspective view of the golf shoe upper of this invention;
 FIG. 2 is a lateral side elevation view of the golf shoe upper of this invention;
 FIG. 3 is a bottom plan view of the golf shoe upper of this invention;
 FIG. 4 is a top plan view of the golf shoe upper of this invention;
 FIG. 5 is a medial side elevation view of the golf shoe upper of this invention;
 FIG. 6 is a front elevation view of the golf shoe upper of this invention; and,
 FIG. 7 is a rear elevation view of the golf shoe upper of this invention.

In FIGS. 1-7, the broken lines showing a logo on the top surface of the shoe form no part of the claimed design. The different stippling shown on the top surface of the shoe indicates a contrast in texture between the respective areas of the top surface and is not surface shading. Also, the broken lines showing a lace tightening knob on the upper heel portion and broken lines showing a shoe outsole including cleats on the bottom surface of the shoe form no part of the claimed design.

1 Claim, 4 Drawing Sheets



(56)

References Cited

U.S. PATENT DOCUMENTS

D790,193	S	*	6/2017	Mueller	D2/972
D792,694	S	*	7/2017	Cin	D2/969
D793,069	S	*	8/2017	Jury	D2/972
D801,663	S	*	11/2017	Kirschner	D2/969
D802,284	S	*	11/2017	McCullagh	D2/972
D802,289	S	*	11/2017	Hardman	D2/972

* cited by examiner

FIG. 1

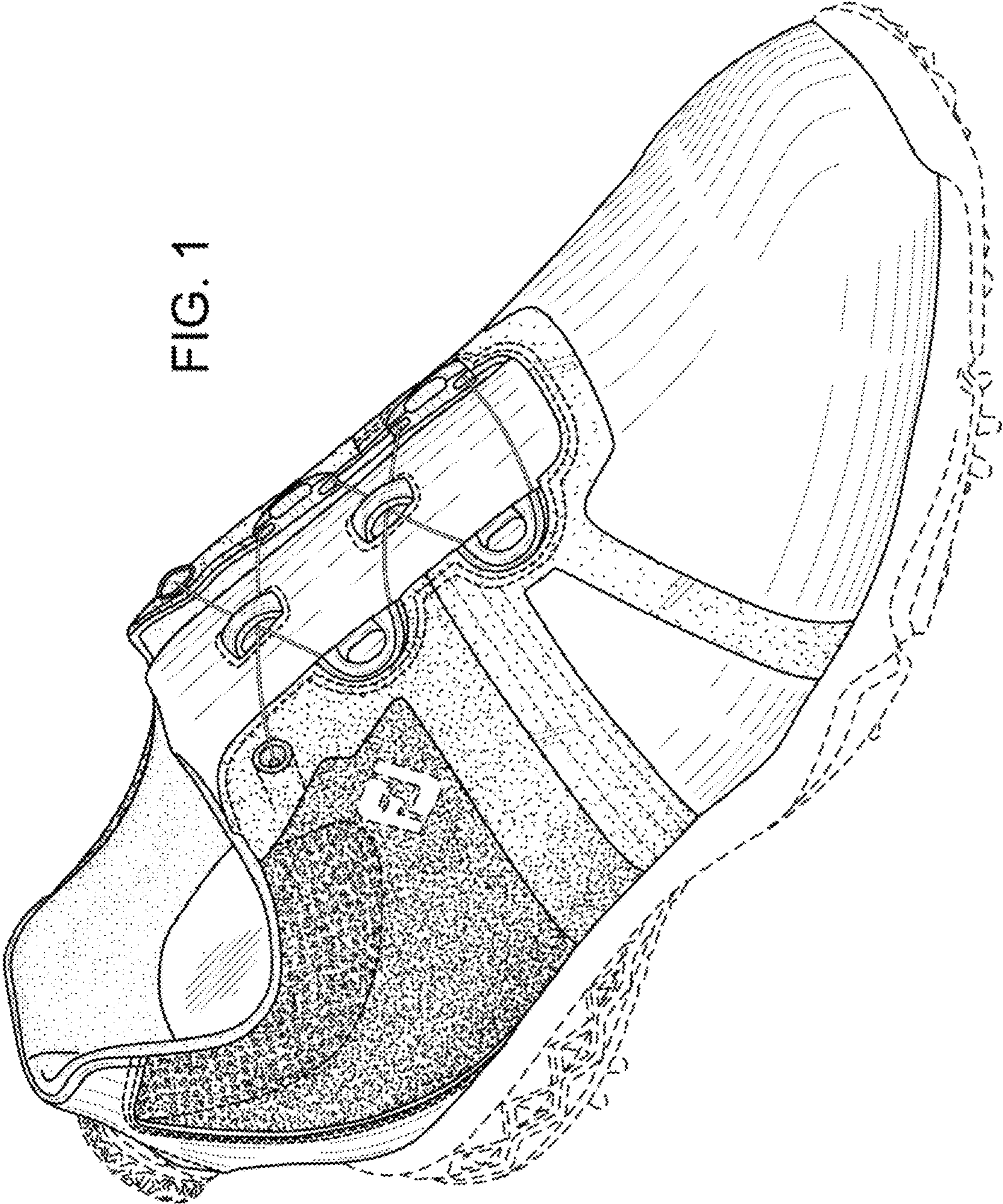


FIG. 2

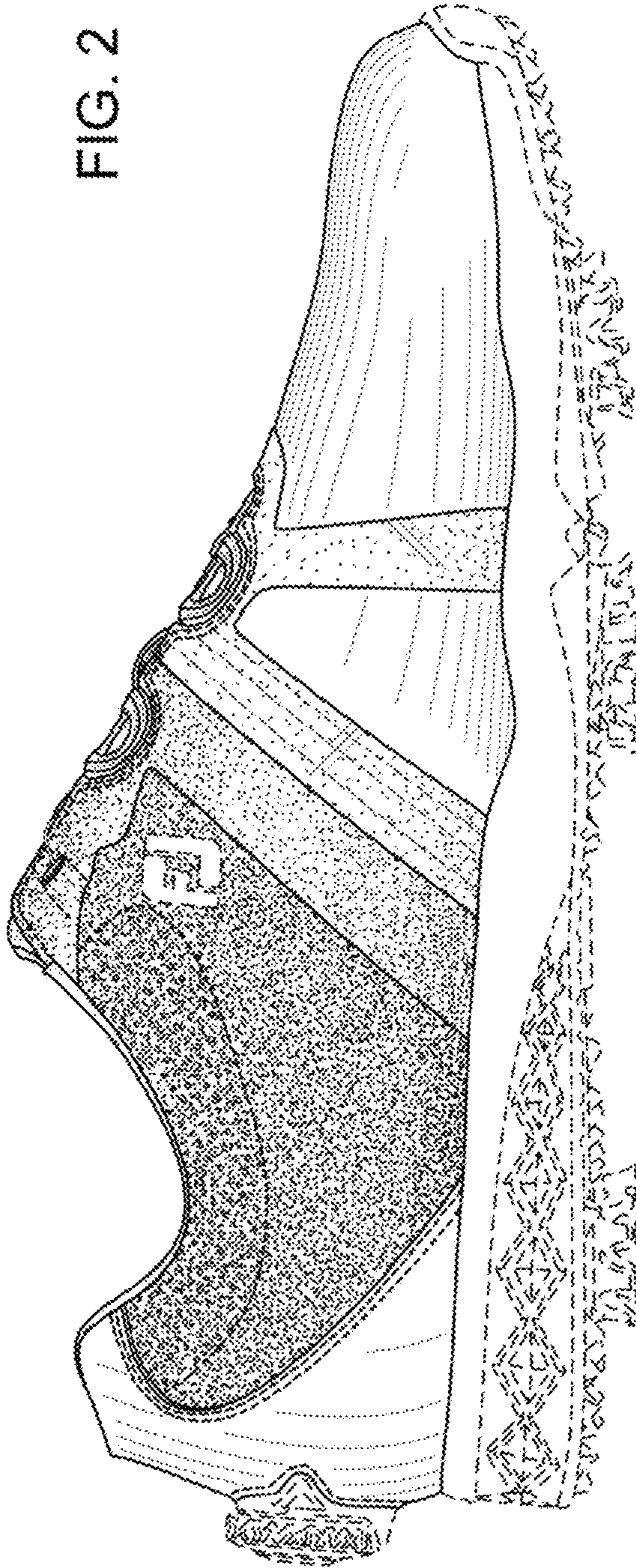
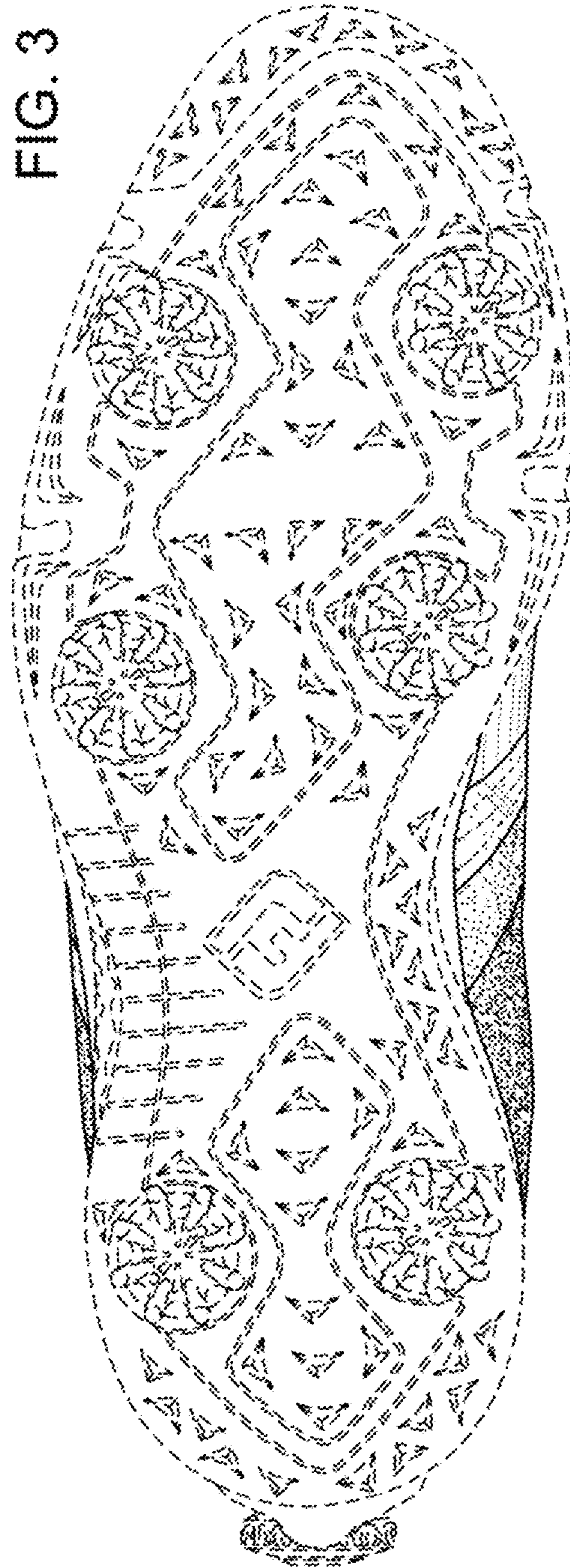


FIG. 3



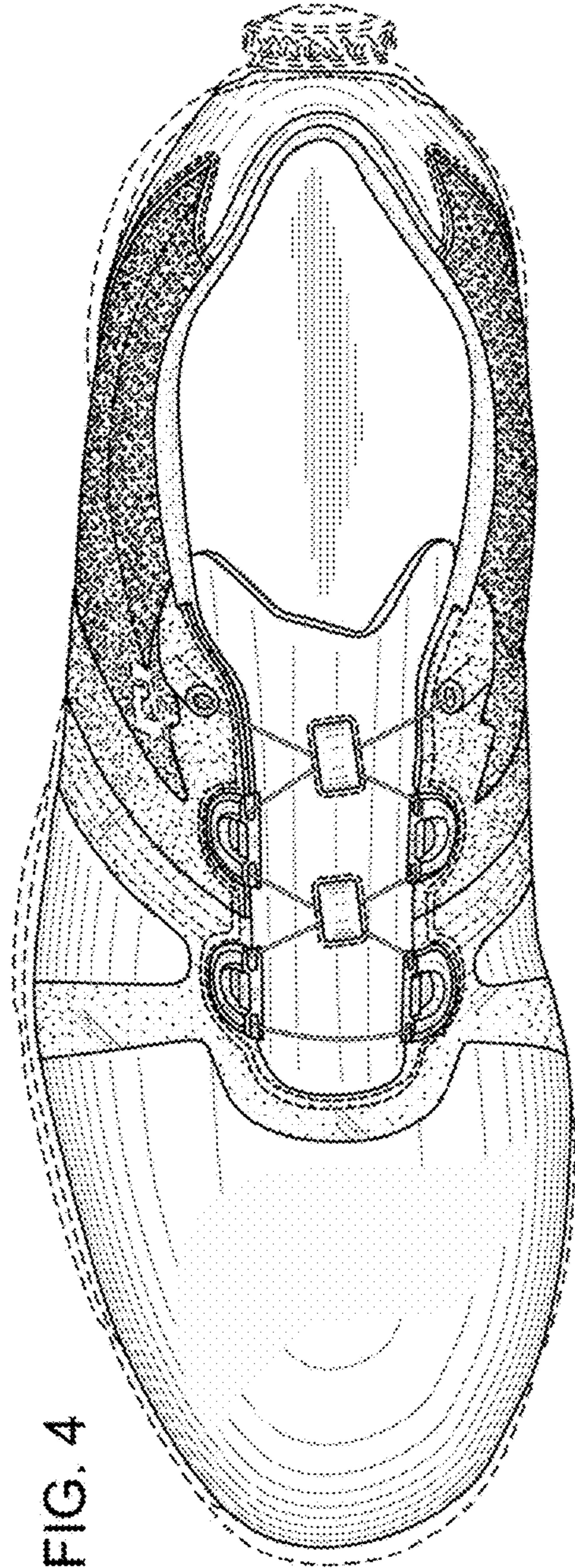


FIG. 4

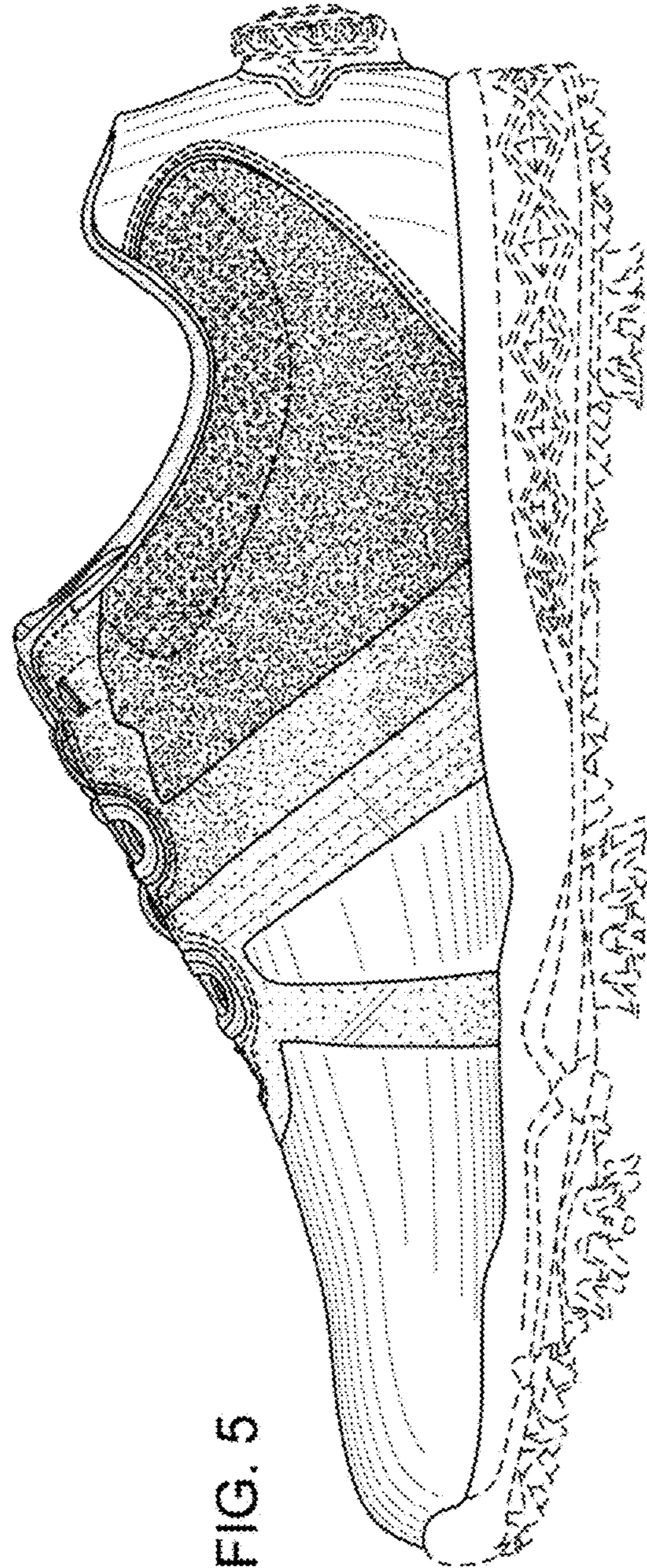


FIG. 5

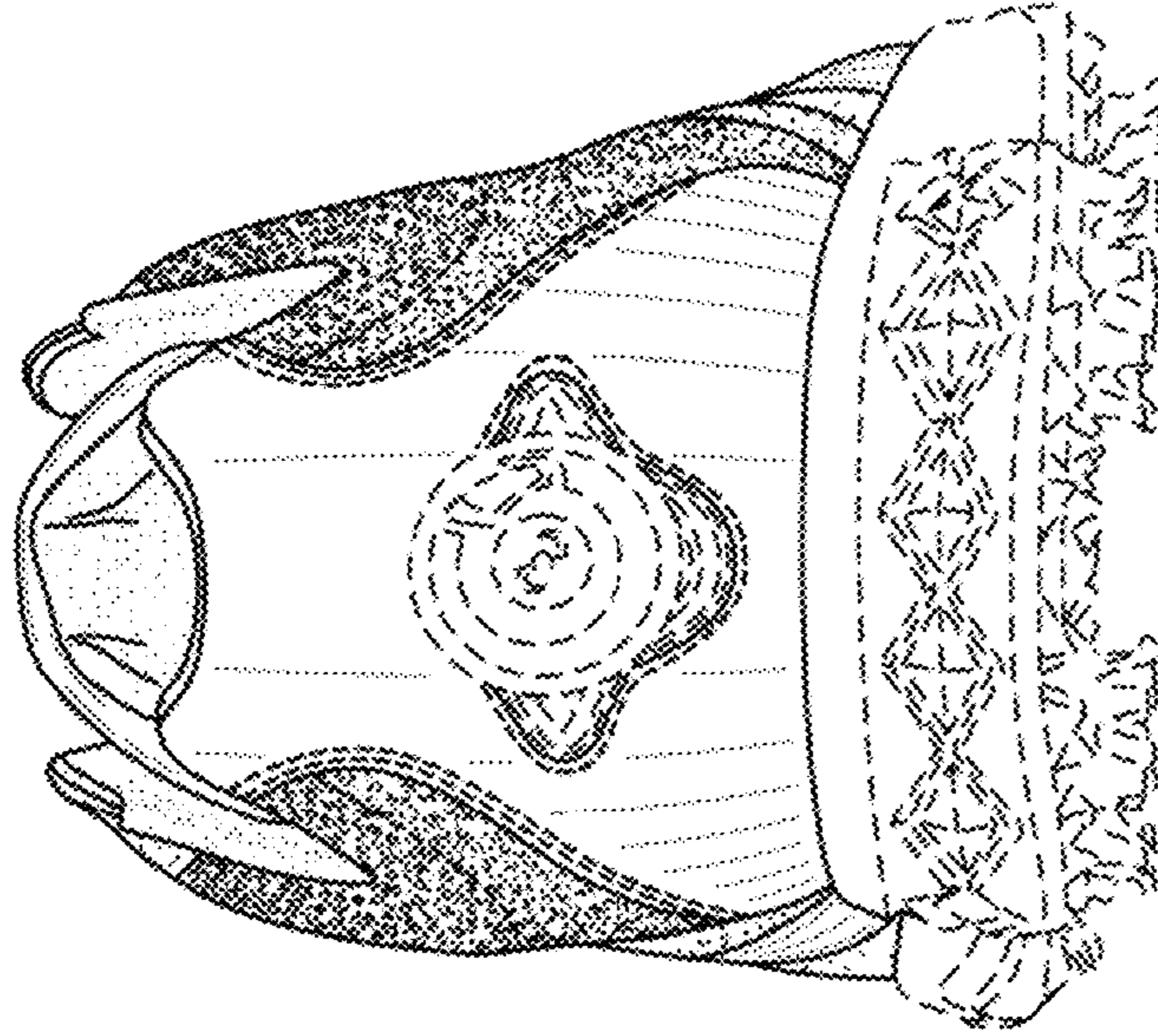


FIG. 6

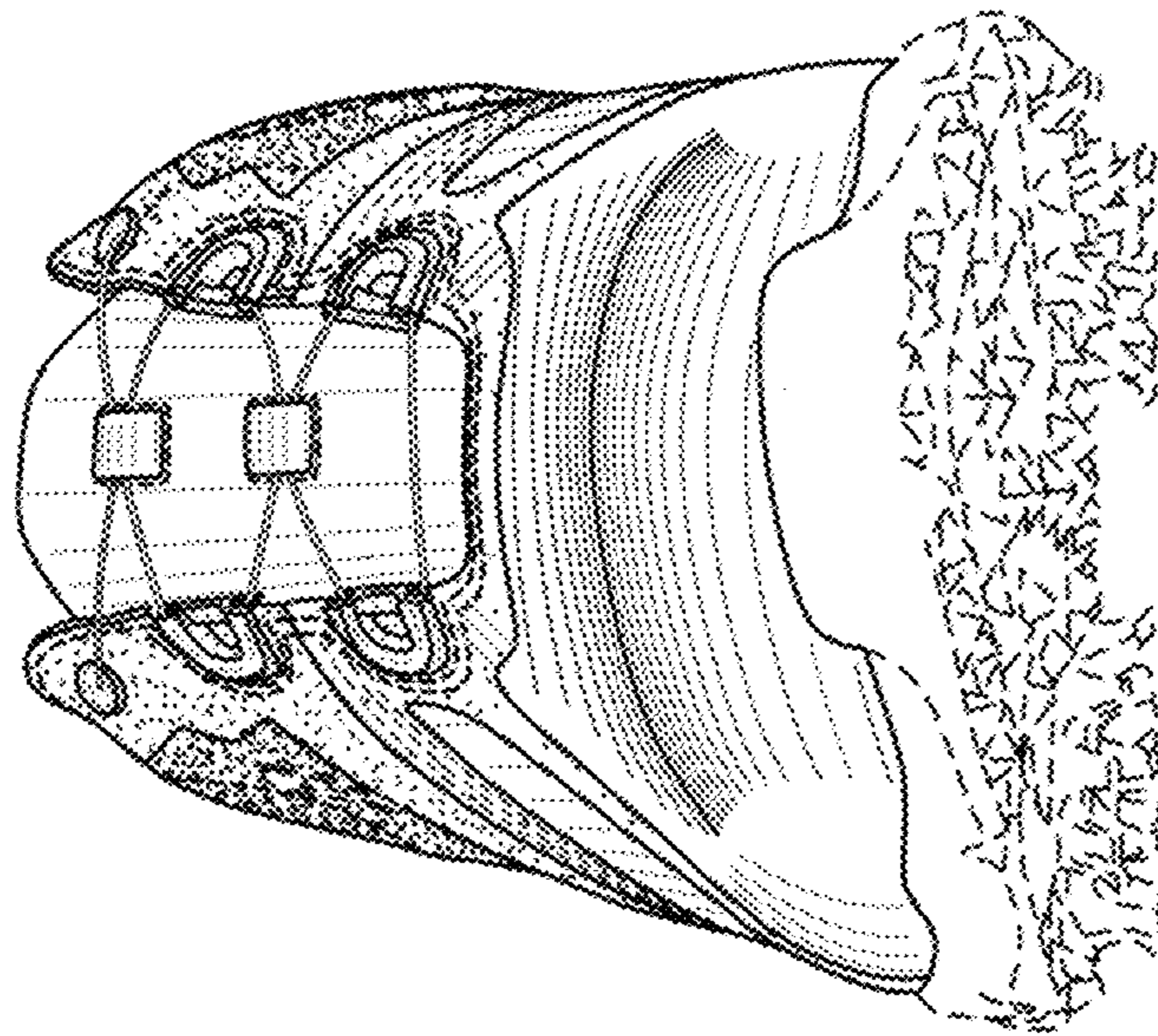


FIG. 7