



US00D817618S

(12) **United States Design Patent**
Young

(10) **Patent No.:** **US D817,618 S**

(45) **Date of Patent:** **** May 15, 2018**

- (54) **SHOE SOLE**
- (71) Applicant: **NIKE, Inc.**, Beaverton, OR (US)
- (72) Inventor: **William D. Young**, Beaverton, OR (US)
- (73) Assignee: **NIKE, Inc.**, Beaverton, OR (US)
- (**) Term: **15 Years**
- (21) Appl. No.: **29/584,709**
- (22) Filed: **Nov. 16, 2016**
- (51) **LOC (11) Cl.** **02-04**
- (52) **U.S. Cl.**
USPC **D2/957**; D2/951
- (58) **Field of Classification Search**
USPC D2/902, 906, 908, 916, 918, 925,
D2/946-962, 977; 36/3 B, 22 R, 24.5,
36/25 R, 28, 32 R, 34 R, 59 C, 67 A, 103
CPC A43B 13/00; A43B 13/02; A43B 13/023;
A43B 13/026; A43B 13/04; A43B 13/08;
A43B 13/10; A43B 13/12; A43B 13/14;
A43B 13/141; A43B 13/143; A43B
13/16; A43B 13/18; A43B 13/181; A43B
13/187; A43B 13/189; A43B 13/20; A43B
13/22; A43B 13/223; A43B 13/24; A43B
13/28; A43B 13/30; A43B 13/32; A43B
13/34; A43B 13/36
See application file for complete search history.

- (56) **References Cited**
U.S. PATENT DOCUMENTS
D347,105 S * 5/1994 Johnson D2/952
D383,593 S * 9/1997 Lozano D2/947
D386,590 S * 11/1997 Cass D2/946
5,901,467 A * 5/1999 Peterson A43B 13/20
36/28
5,926,974 A * 7/1999 Friton A43B 13/20
36/28

- 6,009,637 A * 1/2000 Pavone A43B 13/14
36/28
- D543,679 S * 6/2007 Edwards D2/957
- D560,335 S * 1/2008 Turner A43B 13/223
D2/957
- 8,079,159 B1 * 12/2011 Rosa A43B 7/142
36/114
- D685,566 S * 7/2013 Pope D2/951
- D723,783 S * 3/2015 Miner D2/947
- D746,561 S * 1/2016 Bikowski D2/951
- D754,956 S * 5/2016 McCourt D2/947
- D767,862 S * 10/2016 Hurayt D2/947
- D770,152 S * 11/2016 Fogg D2/951
- D783,974 S * 4/2017 McMillan D2/951
- D784,670 S * 4/2017 Lok D2/951
- D784,671 S * 4/2017 Little D2/947

(Continued)

Primary Examiner — T. Chase Nelson
(74) *Attorney, Agent, or Firm* — Shook, Hardy & Bacon L.L.P.

(57) **CLAIM**

The ornamental design for a shoe sole, as shown and described.

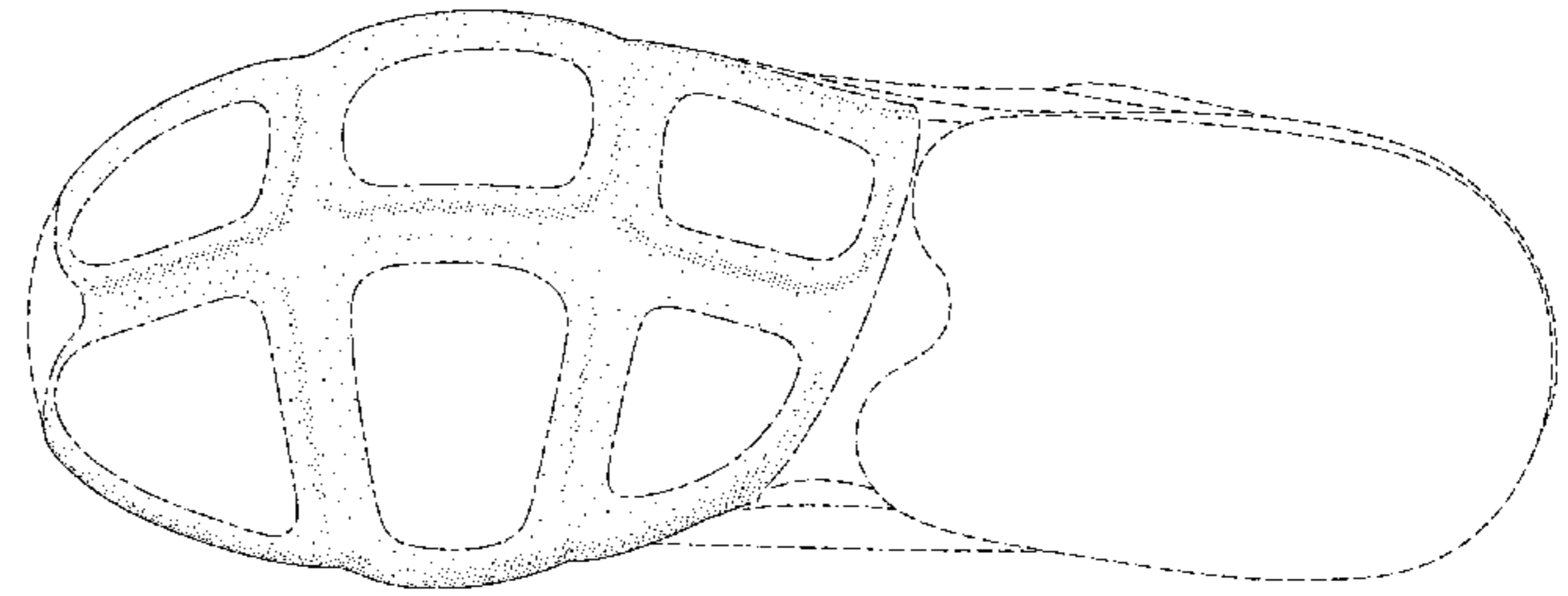
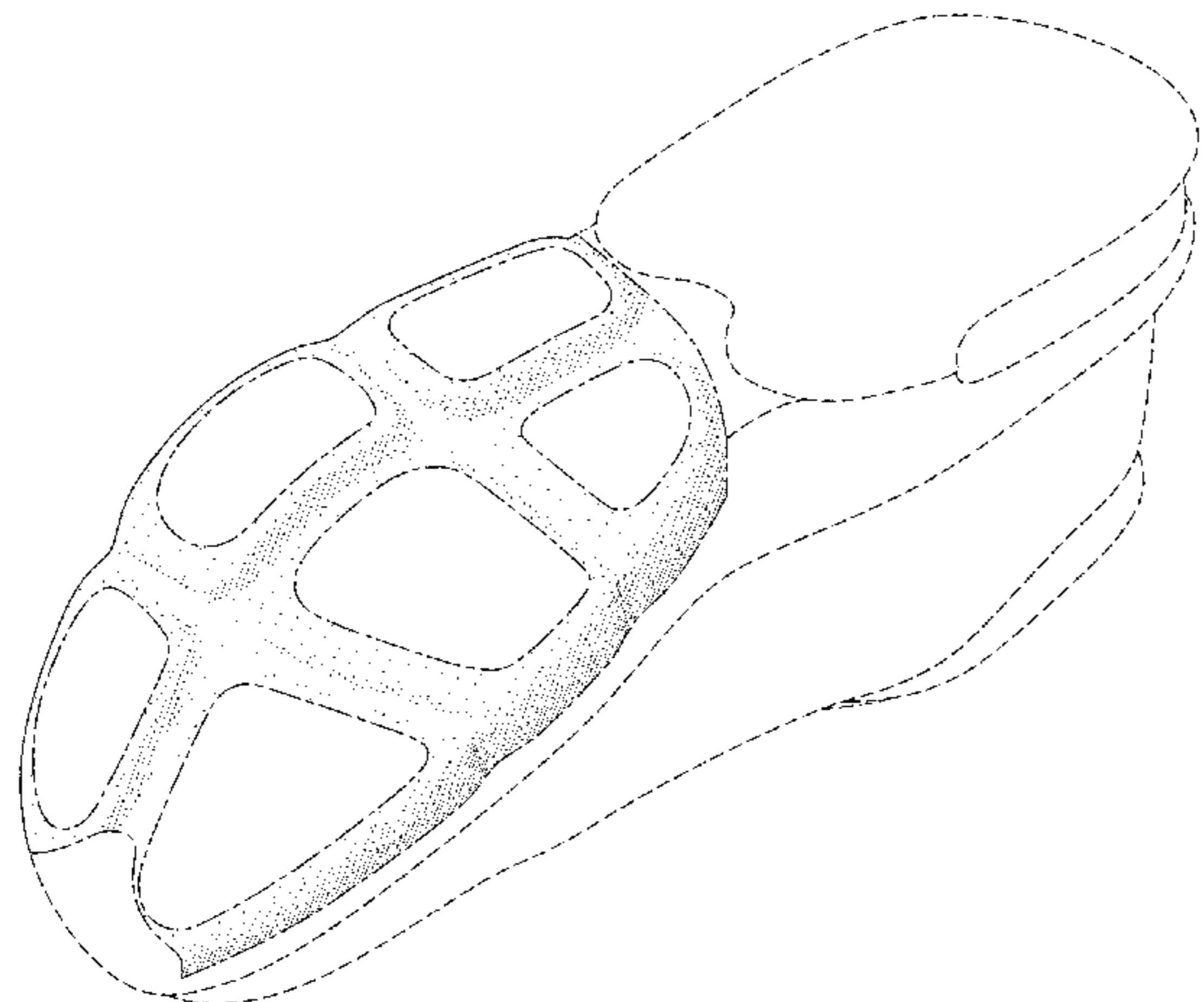
DESCRIPTION

FIG. 1 is a first perspective view of a shoe sole showing my new design;
 FIG. 2 is a bottom view thereof;
 FIG. 3 is a second perspective view thereof; and,
 FIG. 4 is a side view thereof.

The long and short broken lines are boundary lines, which define the bounds of the claimed design. These boundaries do not exist in reality in the article embodying the design. It is understood that the claimed design extends to these boundaries but does not include the boundaries.

The evenly-spaced broken lines shown in the drawings are directed to environment, are for informational purposes only, and form no part of the claimed design.

1 Claim, 4 Drawing Sheets



(56)

References Cited

U.S. PATENT DOCUMENTS

D789,668 S * 6/2017 Kawakami D2/961
2006/0130368 A1* 6/2006 Morgan A43B 13/145
36/59 R
2007/0022631 A1* 2/2007 Ho A43B 13/181
36/29
2014/0015169 A1* 1/2014 Wan A43B 9/00
264/328.1
2014/0283413 A1* 9/2014 Christensen A43B 3/0057
36/102
2015/0313312 A1* 11/2015 Park A43B 13/122
36/31
2016/0295968 A1* 10/2016 Campos, II A43B 13/20
2017/0020228 A1* 1/2017 Scofield A43B 13/181

* cited by examiner

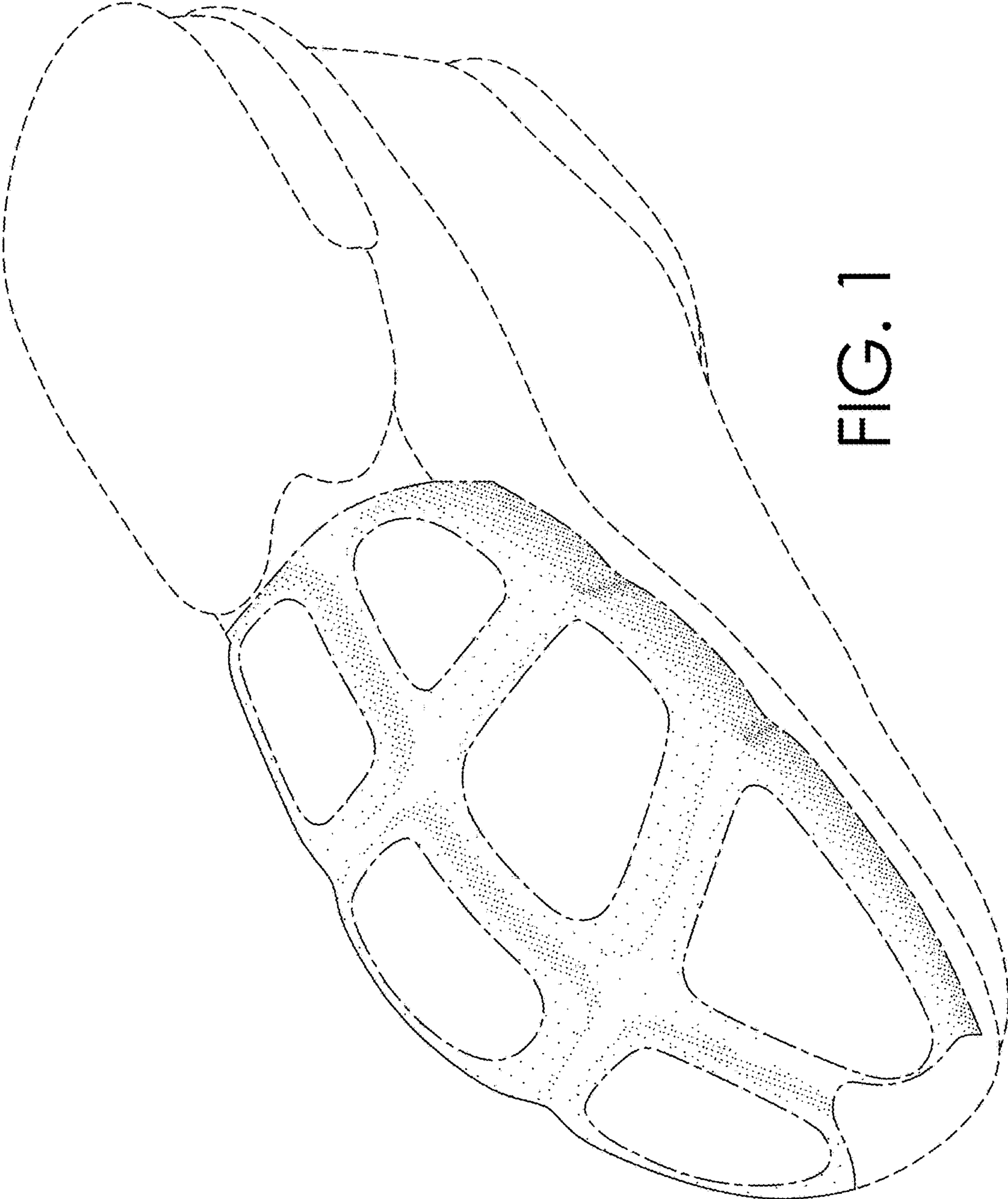


FIG. 1

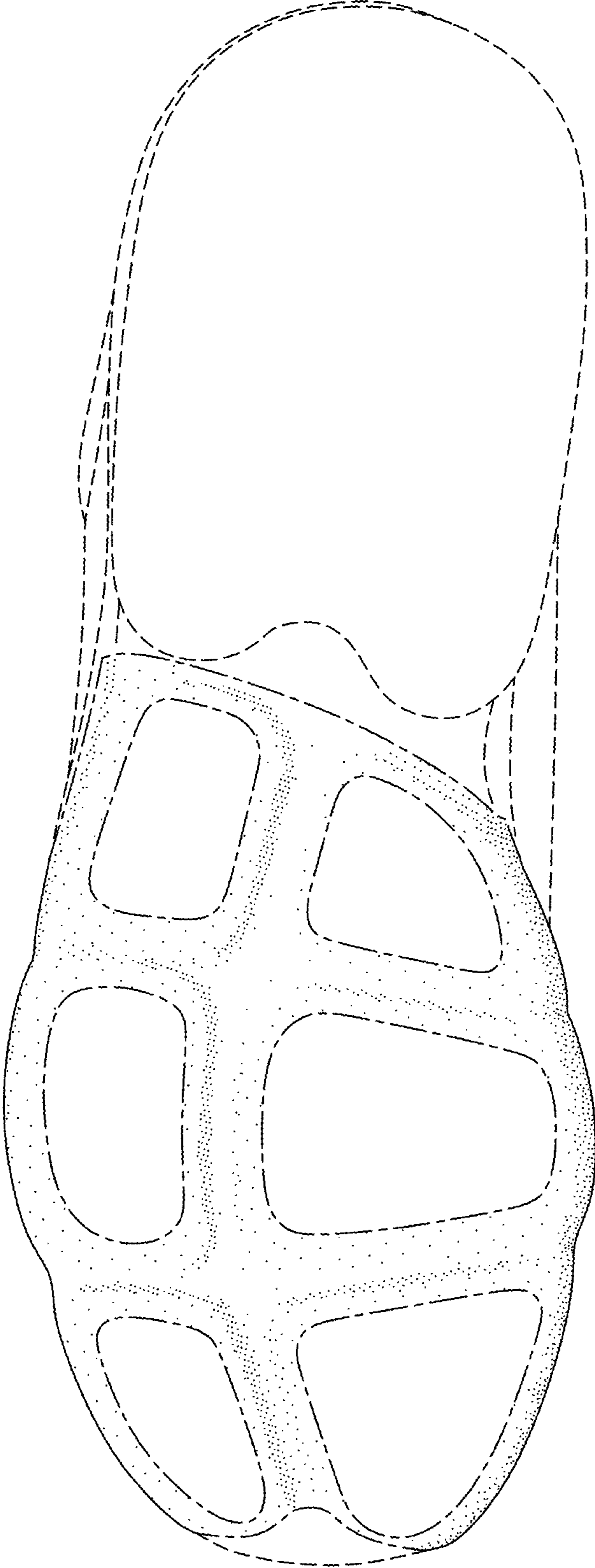


FIG. 2

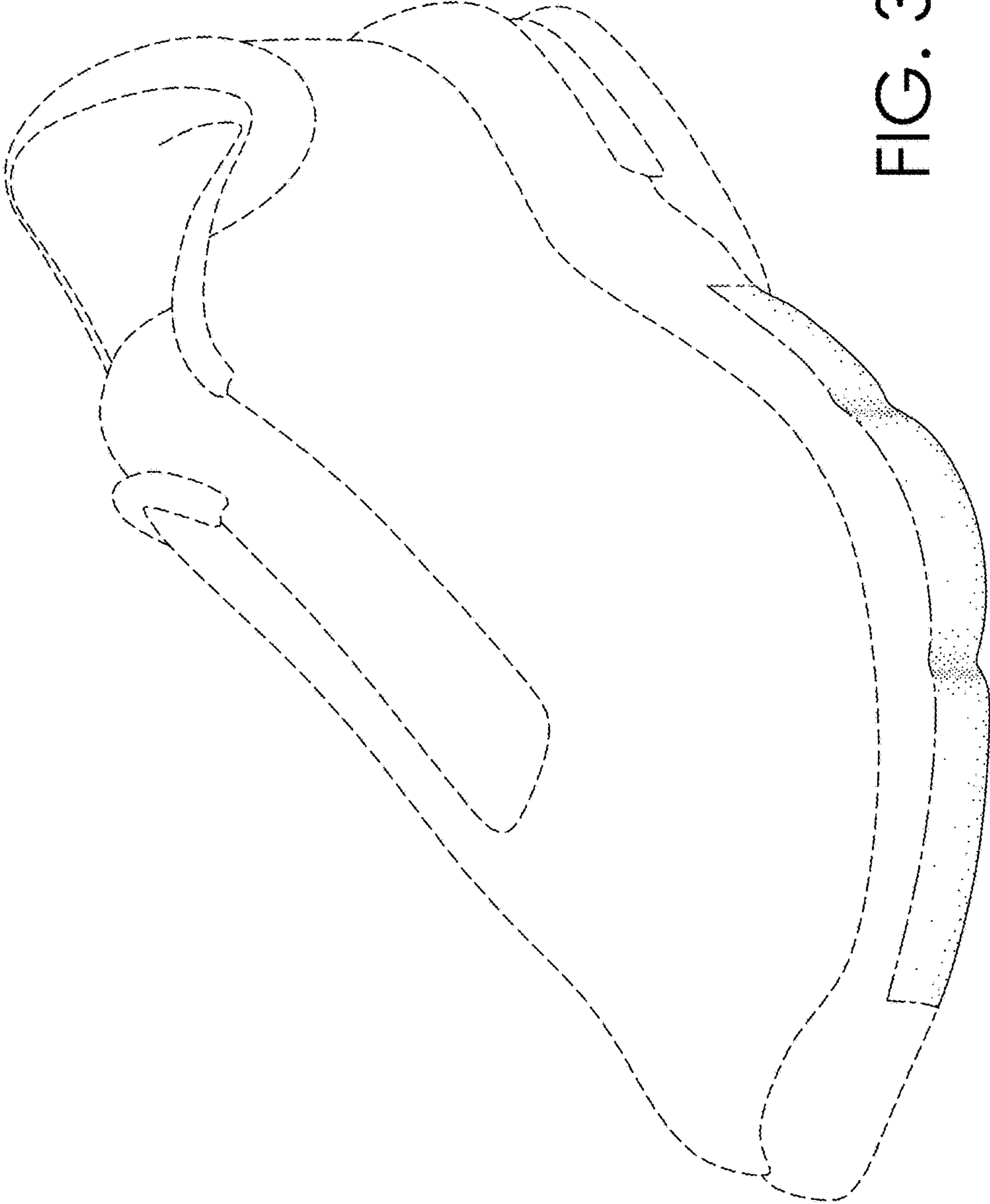


FIG. 3

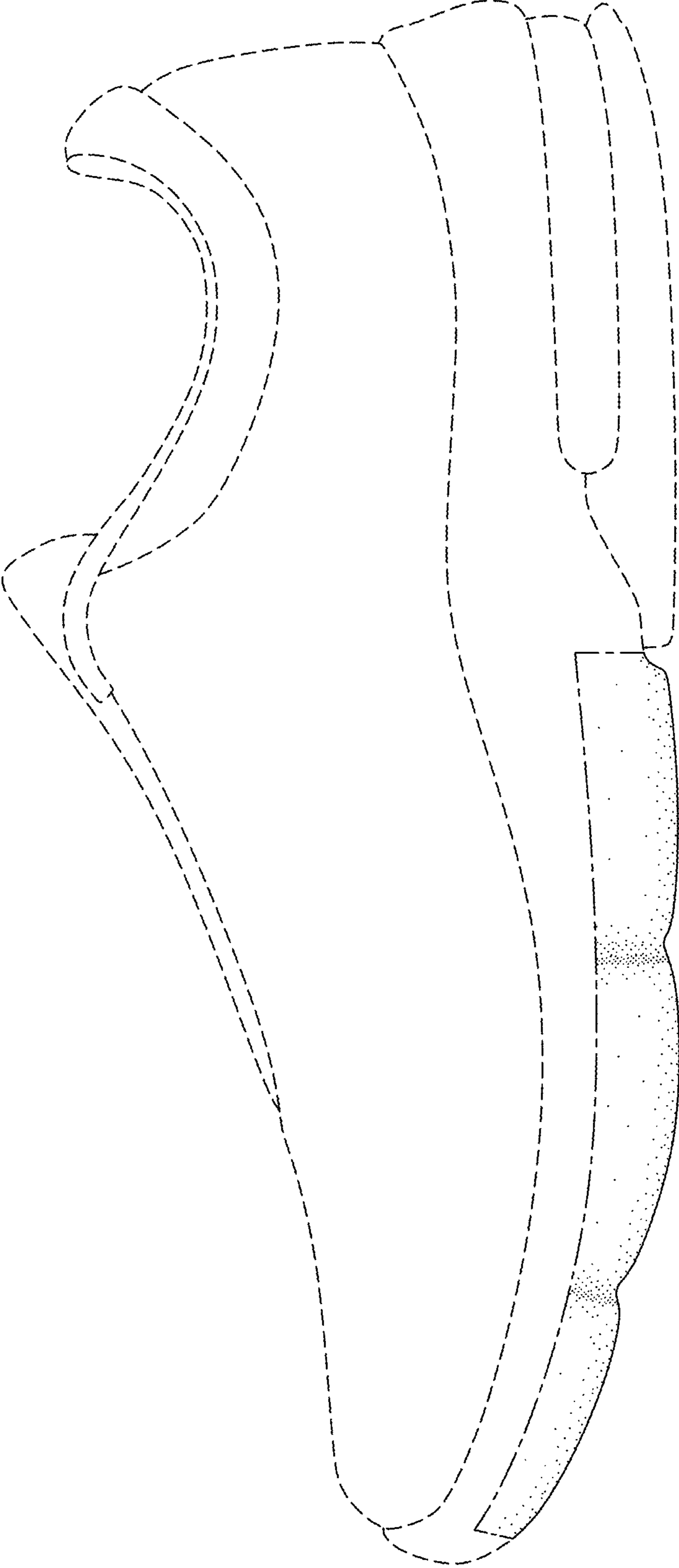


FIG. 4