



US00D817617S

(12) **United States Design Patent**
Seo

(10) **Patent No.:** **US D817,617 S**
(45) **Date of Patent:** **** May 15, 2018**

- (54) **SHOE SOLE**
- (71) Applicant: **Hong Girl Seo**, Busan (KR)
- (72) Inventor: **Hong Girl Seo**, Busan (KR)
- (**) Term: **15 Years**
- (21) Appl. No.: **29/580,824**
- (22) Filed: **Oct. 13, 2016**
- (30) **Foreign Application Priority Data**
 - Sep. 28, 2016 (KR) 30-2016-0046807
- (51) **LOC (11) Cl.** **02-04**
- (52) **U.S. Cl.**
 - USPC **D2/957**; D2/951; D2/959; D2/960
- (58) **Field of Classification Search**
 - USPC D2/902, 906, 908, 916, 918, 925,
D2/946-962, 977; 36/3 B, 22 R, 24.5,
36/25 R, 28, 32 R, 34 R, 59 C, 67 A, 103
 - CPC A43B 13/00; A43B 13/02; A43B 13/023;
A43B 13/026; A43B 13/04; A43B 13/08;
A43B 13/10; A43B 13/12; A43B 13/14;
A43B 13/141; A43B 13/143; A43B
13/16; A43B 13/18; A43B 13/181; A43B
13/187; A43B 13/189; A43B 13/20; A43B
13/22; A43B 13/223; A43B 13/24; A43B
13/28; A43B 13/30; A43B 13/32; A43B
13/34; A43B 13/36

See application file for complete search history.

- (56) **References Cited**
 - U.S. PATENT DOCUMENTS**
 - 4,364,188 A * 12/1982 Turner A43B 5/06
36/129
 - D477,129 S * 7/2003 Ramer D2/947

- D499,235 S * 12/2004 Dal Magro D2/916
 - 6,959,505 B2 * 11/2005 Poe A43B 1/0009
36/141
 - D643,196 S * 8/2011 Young D2/951
 - D716,027 S * 10/2014 Kirschner D2/951
 - D743,156 S * 11/2015 Lok D2/961
 - D754,958 S * 5/2016 Moore D2/951
 - D782,798 S * 4/2017 Cin D2/951
 - 9,744,734 B2 * 8/2017 Dirsra B29D 35/0054
 - 2013/0185955 A1 * 7/2013 Cheng A43B 13/14
36/28
 - 2017/0238652 A1 * 8/2017 Langvin A43B 13/04
- * cited by examiner

Primary Examiner — T. Chase Nelson
(74) *Attorney, Agent, or Firm* — Park & Associates IP
Law, P. C.

(57) **CLAIM**

The ornamental design for a shoe sole, as shown and described.

DESCRIPTION

FIG. 1 is a perspective view of a shoe sole in accordance with my new design;
FIG. 2 is a left side view thereof;
FIG. 3 is a right side view thereof;
FIG. 4 is an enlarged front view thereof;
FIG. 5 is an enlarged rear view thereof;
FIG. 6 is a top plan view thereof; and,
FIG. 7 is a bottom plan view thereof.
The broken lines shown in the drawings depict unclaimed portions of the shoe sole and form no part of the claimed design. The alternating length broken lines depict the boundaries between the claimed and unclaimed portions of the design and also form no part of the claimed design.

1 Claim, 3 Drawing Sheets




FIG. 1

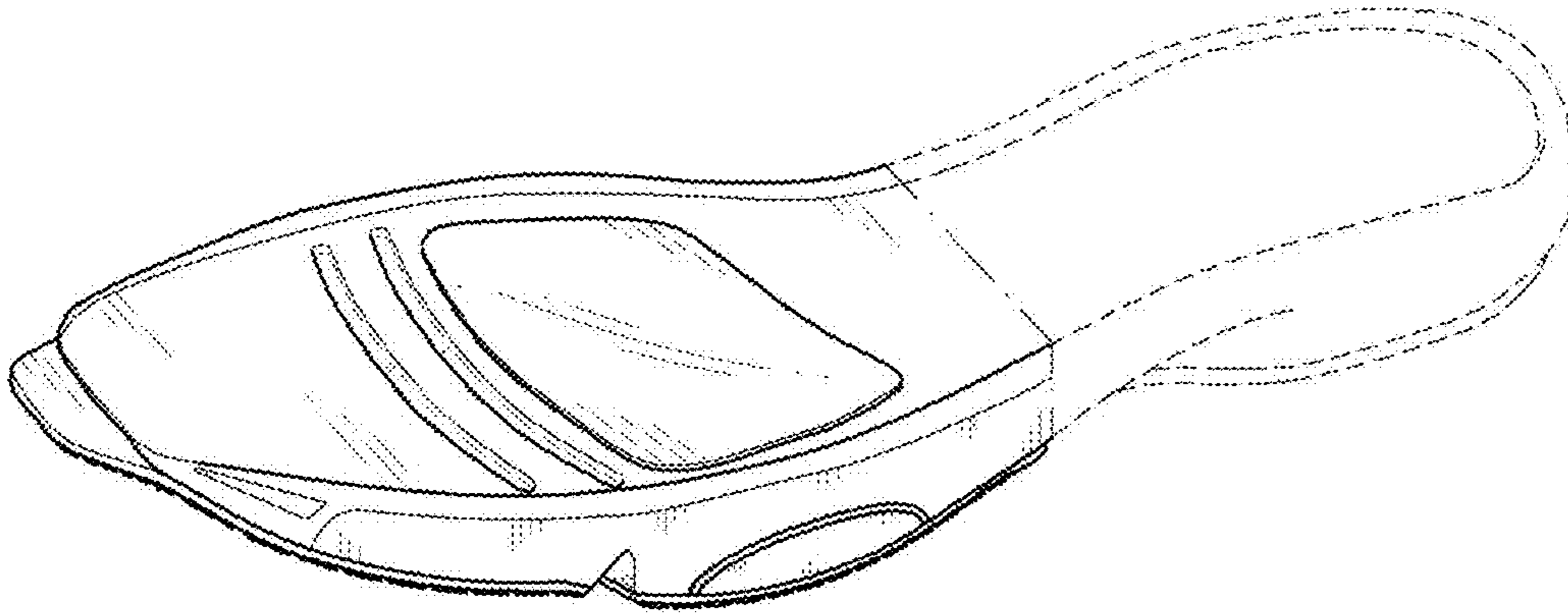


FIG. 2



FIG. 3



FIG. 4

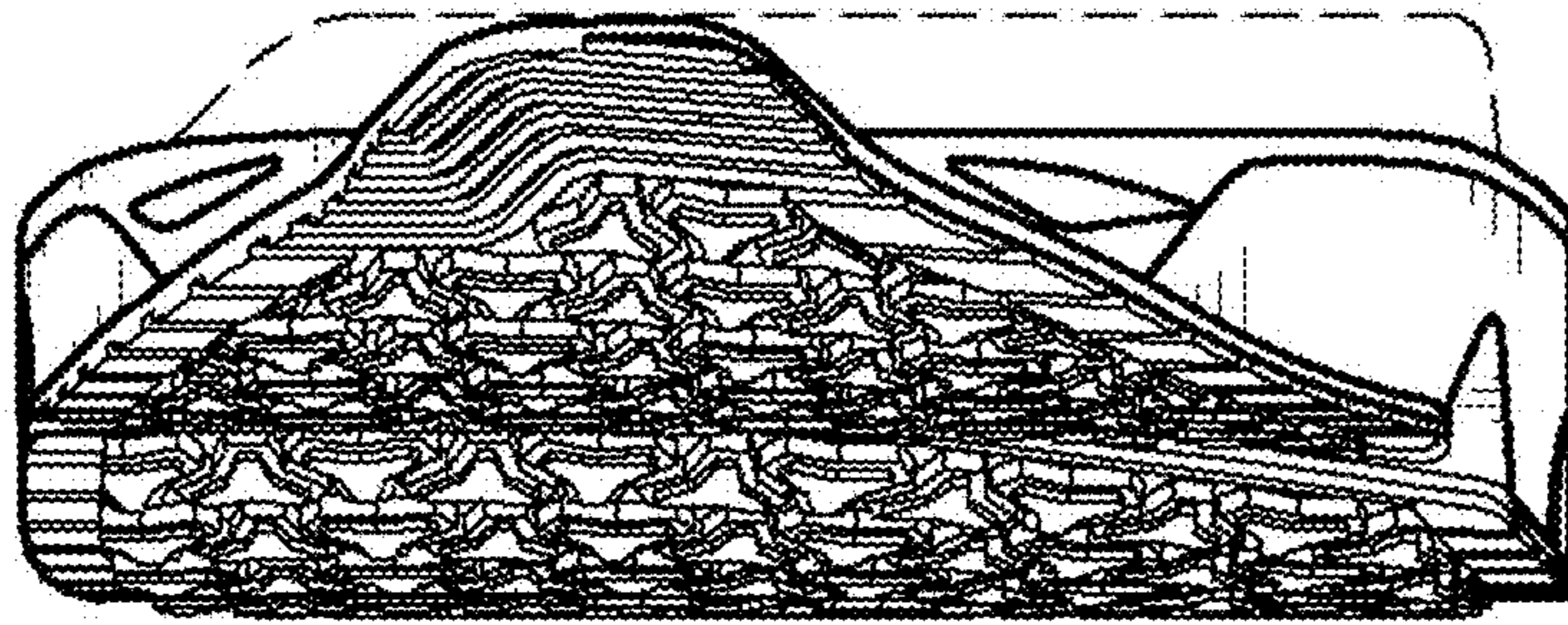


FIG. 5




FIG. 6

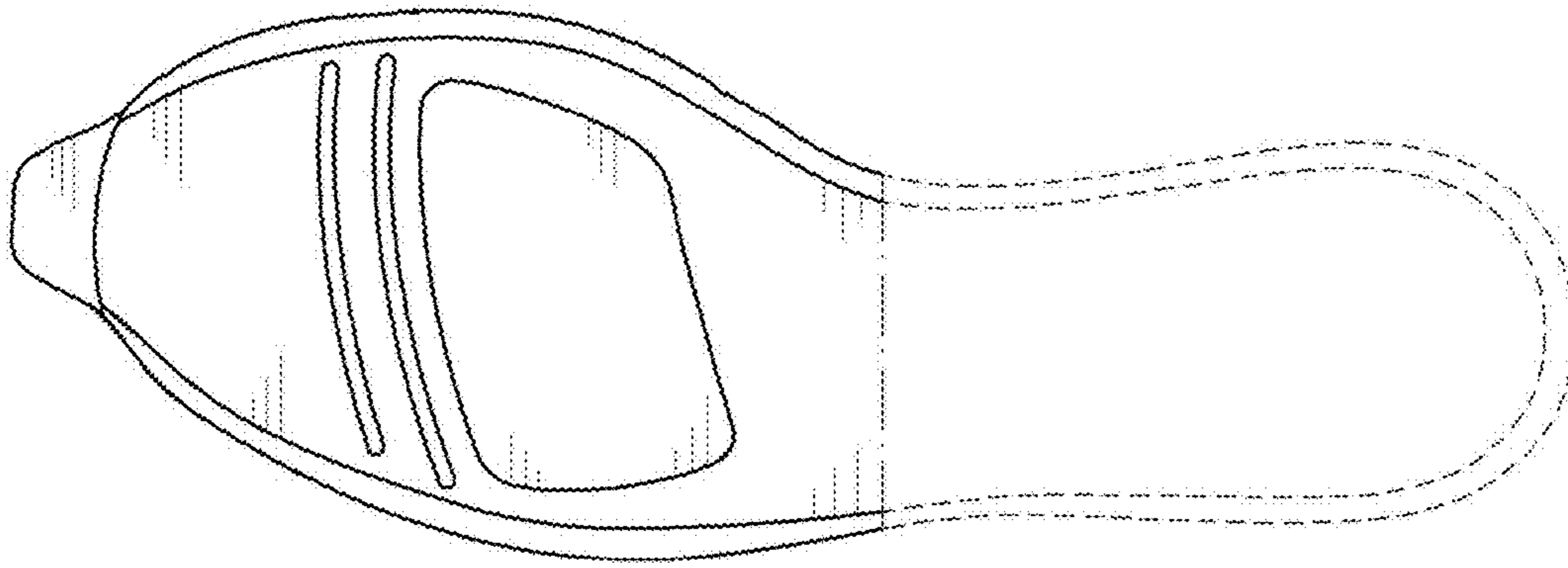


FIG. 7

