



US00D817597S

(12) **United States Design Patent**
David

(10) **Patent No.:** **US D817,597 S**

(45) **Date of Patent:** **** May 15, 2018**

(54) **UNDERWEAR OR SWIMWEAR ENHANCED WITH THREE DIMENSIONAL DESIGN FEATURES AND MIRRORED DESIGN WAISTBAND**

(71) Applicant: **AD5 Inc.**, Los Angeles, CA (US)

(72) Inventor: **Andreu David**, Los Angeles, CA (US)

(**) Term: **15 Years**

(21) Appl. No.: **29/586,870**

(22) Filed: **Dec. 7, 2016**

(51) **LOC (11) Cl.** **02-01**

(52) **U.S. Cl.**
USPC **D2/712; D2/731**

(58) **Field of Classification Search**
USPC D2/712, 704, 728, 731-732, 738, 742, D2/748, 791, 853, 815; 2/220, 221, 228, 2/237, 238, 275, 236, 241, 242, 274, 400, 2/401, 404; 139/421; D5/12; 442/59, 442/148
CPC ... A41D 1/08; A41D 1/20; A41D 1/06; A41D 13/0015; A41D 13/0506; A41D 27/00; A41B 9/02; B32B 5/02; D03D 15/08
See application file for complete search history.

(56) **References Cited**

U.S. PATENT DOCUMENTS

- D171,128 S * 12/1953 Goldstein D24/126
- D408,965 S * 5/1999 Swint D2/700
- 6,138,282 A * 10/2000 Follese A41B 9/14
2/220
- D481,192 S * 10/2003 Davis, II D2/712
- D503,515 S * 4/2005 Roberts D2/738

- D572,430 S * 7/2008 Wong D2/712
- 7,716,755 B1 * 5/2010 Wiens A41D 1/088
2/228
- D630,818 S * 1/2011 Carson D2/712
- D657,937 S * 4/2012 Jones D2/712
- D702,918 S * 4/2014 Radford D2/712
- D704,921 S * 5/2014 Tsou D2/712
- D735,444 S * 8/2015 Harris D2/712
- D794,904 S * 8/2017 Johnston D2/700

* cited by examiner

Primary Examiner — Eric L Goodman

Assistant Examiner — Amy C Wierenga

(74) *Attorney, Agent, or Firm* — Vedder Price, P.C.

(57) **CLAIM**

The ornamental design for an underwear or swimwear enhanced with three dimensional design features and mirrored design waistband, as shown and described.

DESCRIPTION

FIG. 1 is a perspective view of the underwear or swimwear enhanced with three dimensional design features and mirrored design waistband.

FIG. 2 is a front view thereof;

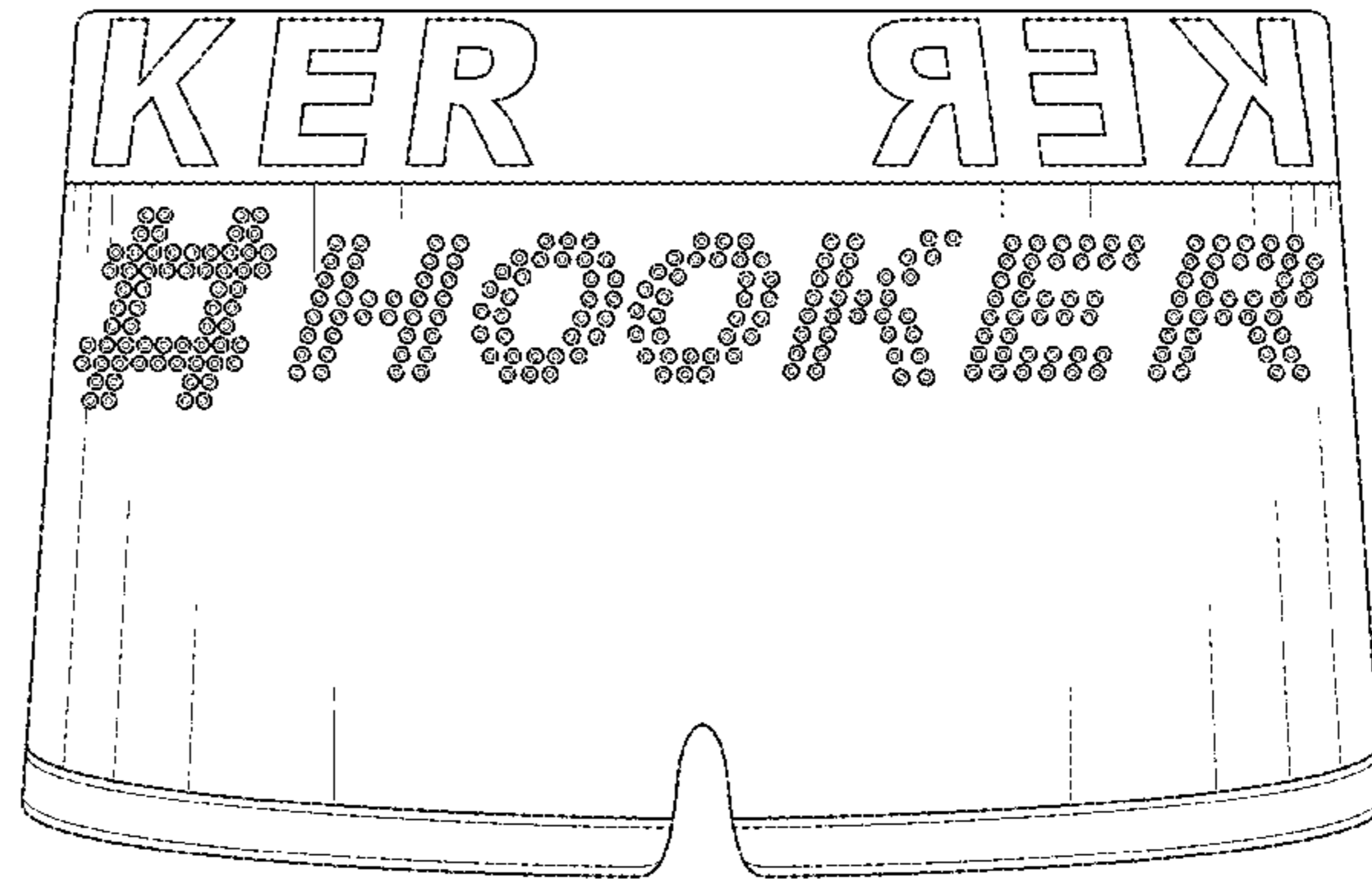
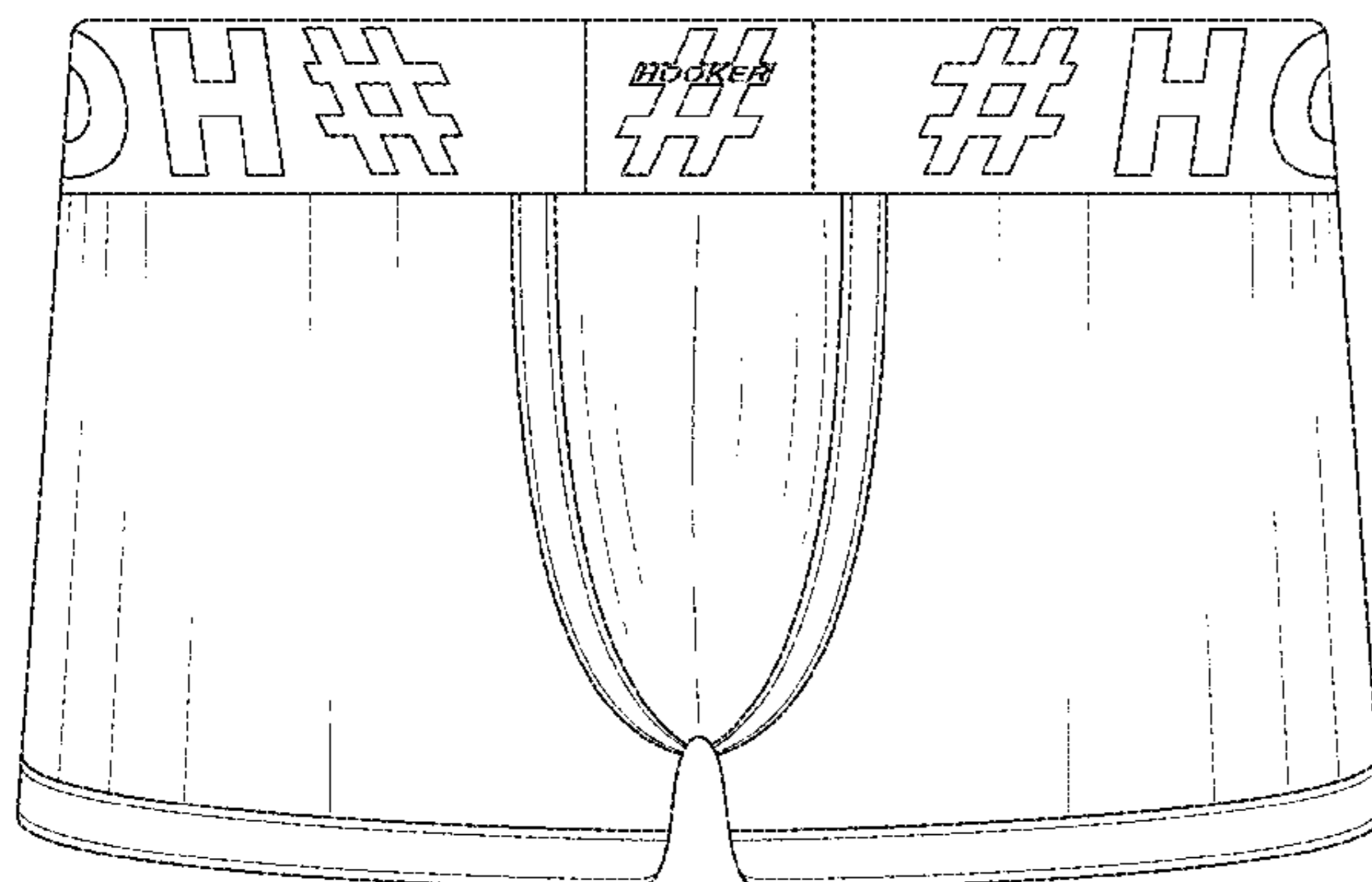
FIG. 3 is a back view thereof, illustrating the three dimensional design feature of FIG. 1;

FIG. 4 is a left side view thereof; and,

FIG. 5 is a right side view thereof.

The broken line portions of the drawings are for illustrative purposes only and form no part of the claimed design.

1 Claim, 5 Drawing Sheets






FIG. 1

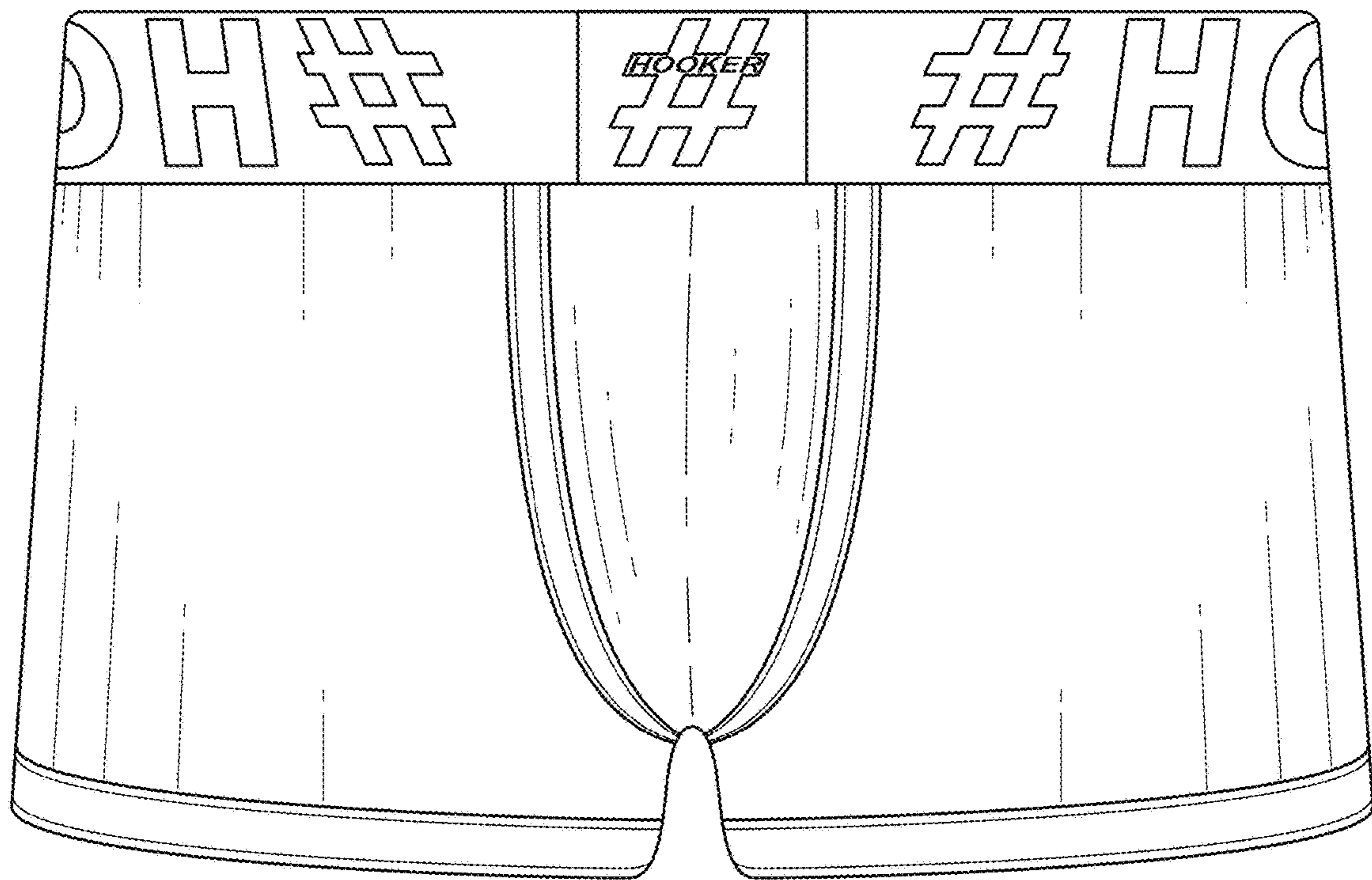


FIG. 2

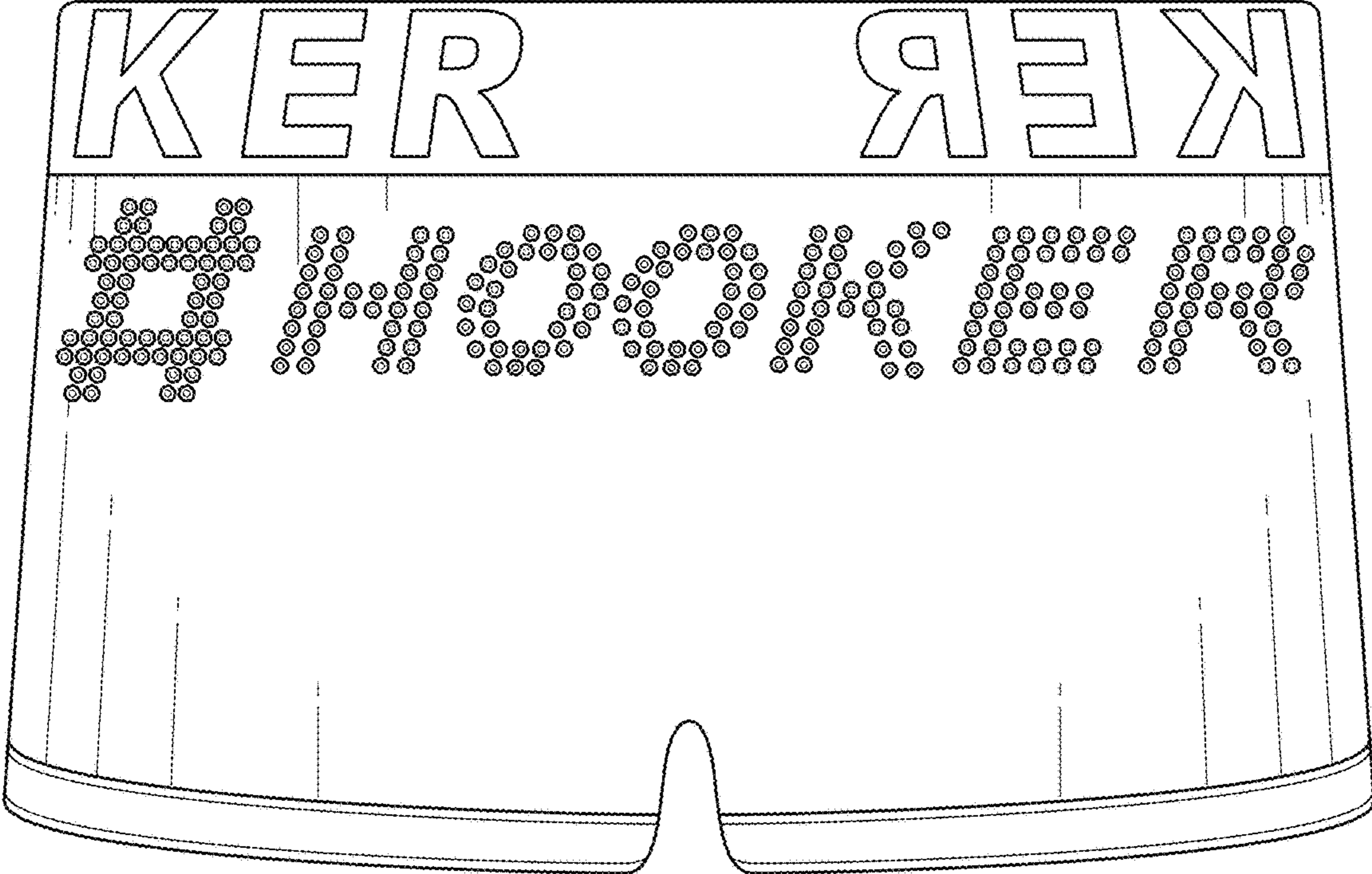


FIG. 3




FIG. 4

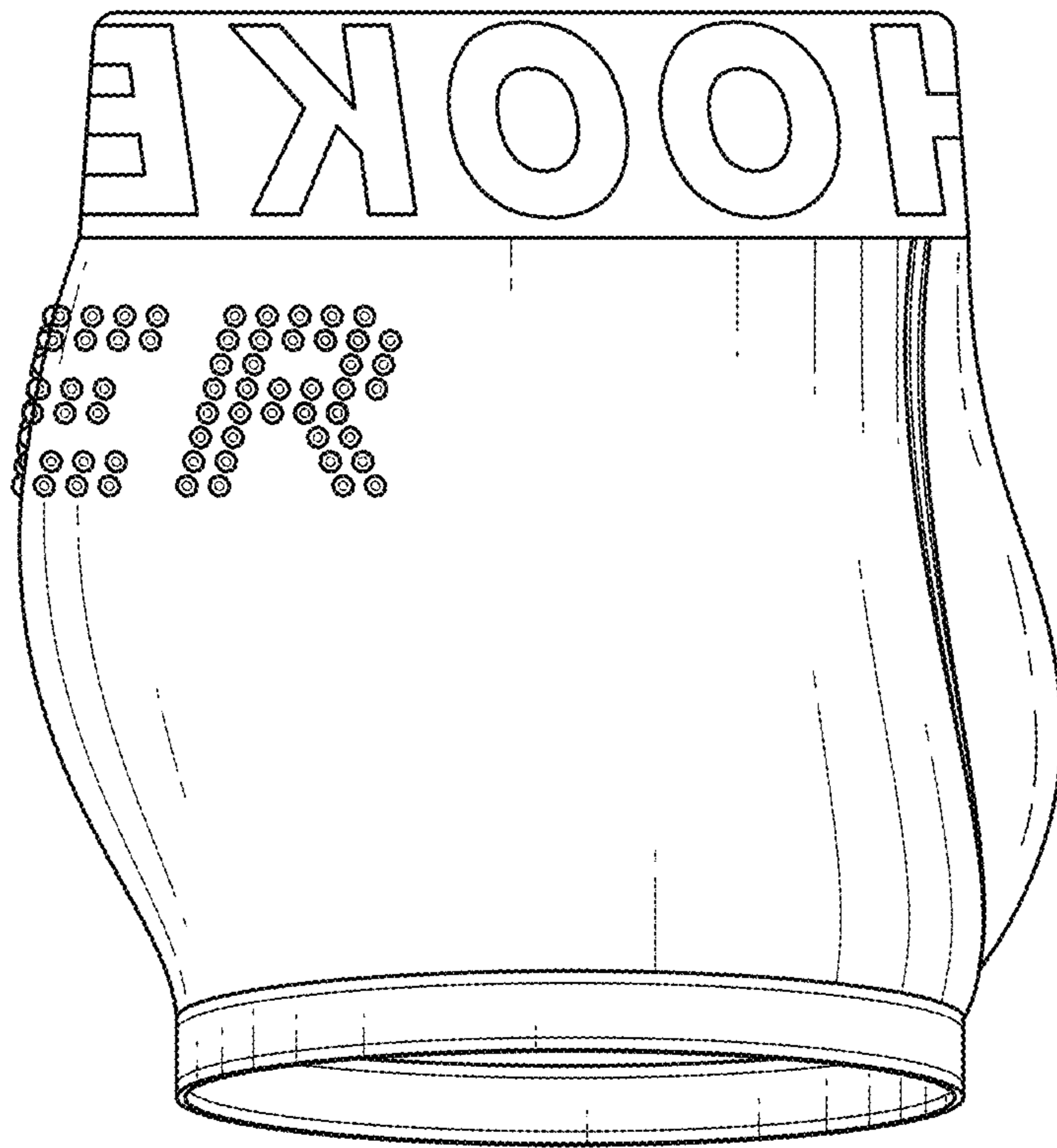


FIG. 5