



US00D817576S

(12) **United States Design Patent**
Henderson

(10) **Patent No.:** **US D817,576 S**
(45) **Date of Patent:** **** May 8, 2018**

- (54) **PAINT TRAY**
- (71) Applicant: **ZAN277E Development Ltd.**, Hong Kong (HK)
- (72) Inventor: **Alexander Bernard Henderson**, Hong Kong (HK)
- (**) Term: **15 Years**
- (21) Appl. No.: **29/605,115**
- (22) Filed: **May 24, 2017**
- (51) **LOC (11) Cl.** **07-07**
- (52) **U.S. Cl.**
USPC **D32/53.1**
- (58) **Field of Classification Search**
USPC D32/53, 53.1, 54; D7/553.2
See application file for complete search history.

- 6,431,392 B1 * 8/2002 Eisenbeisz B44D 3/126
220/737
- D538,988 S * 3/2007 Jordan, Jr. D32/53.1
- D602,220 S * 10/2009 Wallace D32/53.1
- D765,935 S * 9/2016 Horton, III D32/53.1
- D801,611 S * 10/2017 Davies D32/53.1

* cited by examiner

Primary Examiner — Robin V Webster

(74) *Attorney, Agent, or Firm* — James M. Smedley LLC; James Michael Smedley, Esq.

(57) **CLAIM**

I claim the ornamental design for a paint tray, as shown and described.

DESCRIPTION

FIG. 1 is a perspective showing the new design.
 FIG. 2 is a top view showing the new design.
 FIG. 3 is a bottom view showing the new design.
 FIG. 4 is a rear view showing the new design with the opposite front side being a mirror image; and,
 FIG. 5 is a side view showing the new design with the opposite side being a mirror image.
 The shading lines shown in the drawings represent the approximate three-dimensional contour of the design, and are not intended to indicate surface decoration.

1 Claim, 4 Drawing Sheets

(56) **References Cited**

U.S. PATENT DOCUMENTS

- D205,443 S * 8/1966 Layman D32/53.1
- D289,339 S * 4/1987 Woolcock D32/53.1
- D297,676 S * 9/1988 Ross D32/53.1
- 5,103,999 A * 4/1992 Elliott B44D 3/126
220/570

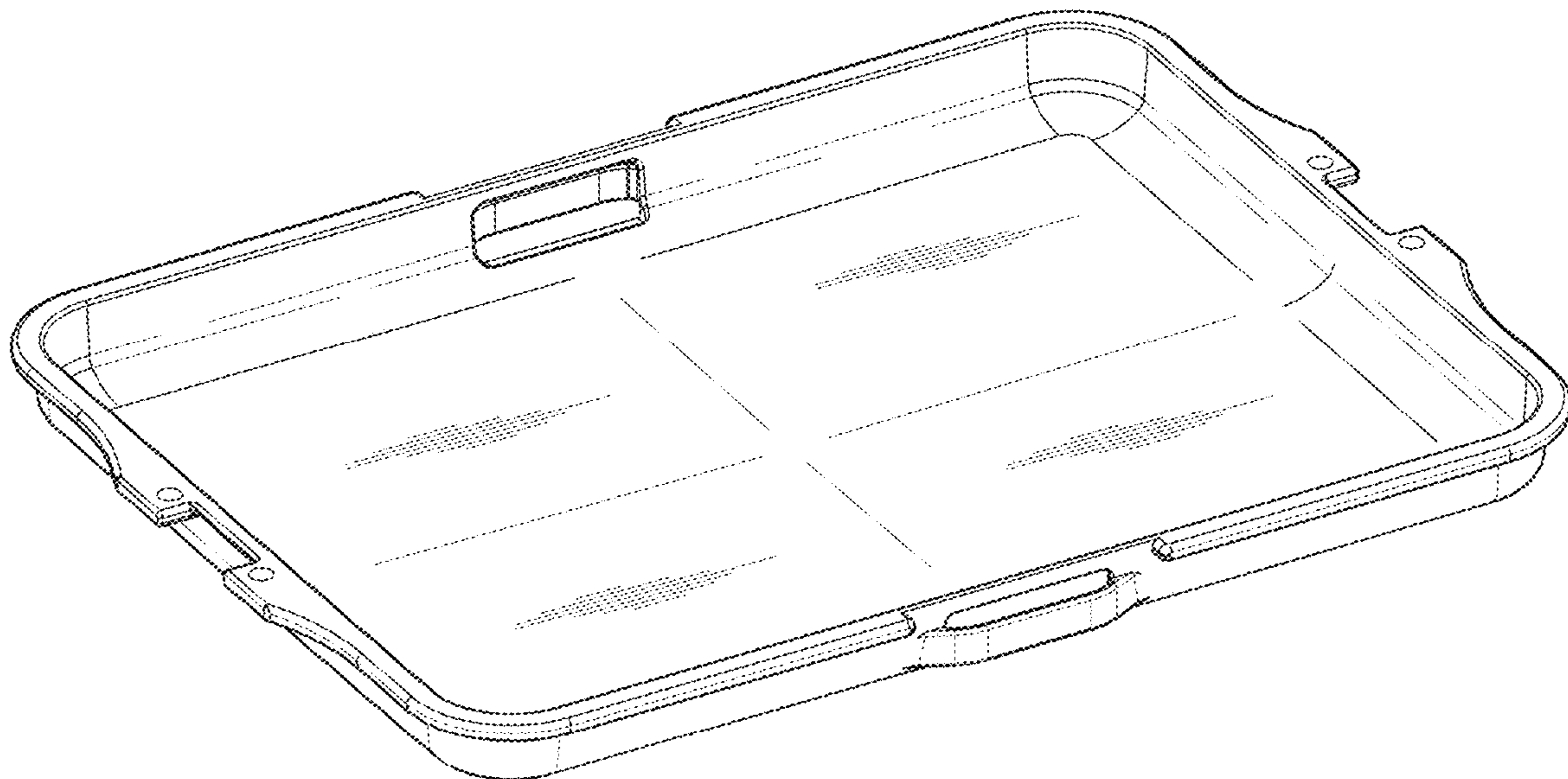




FIG. 1

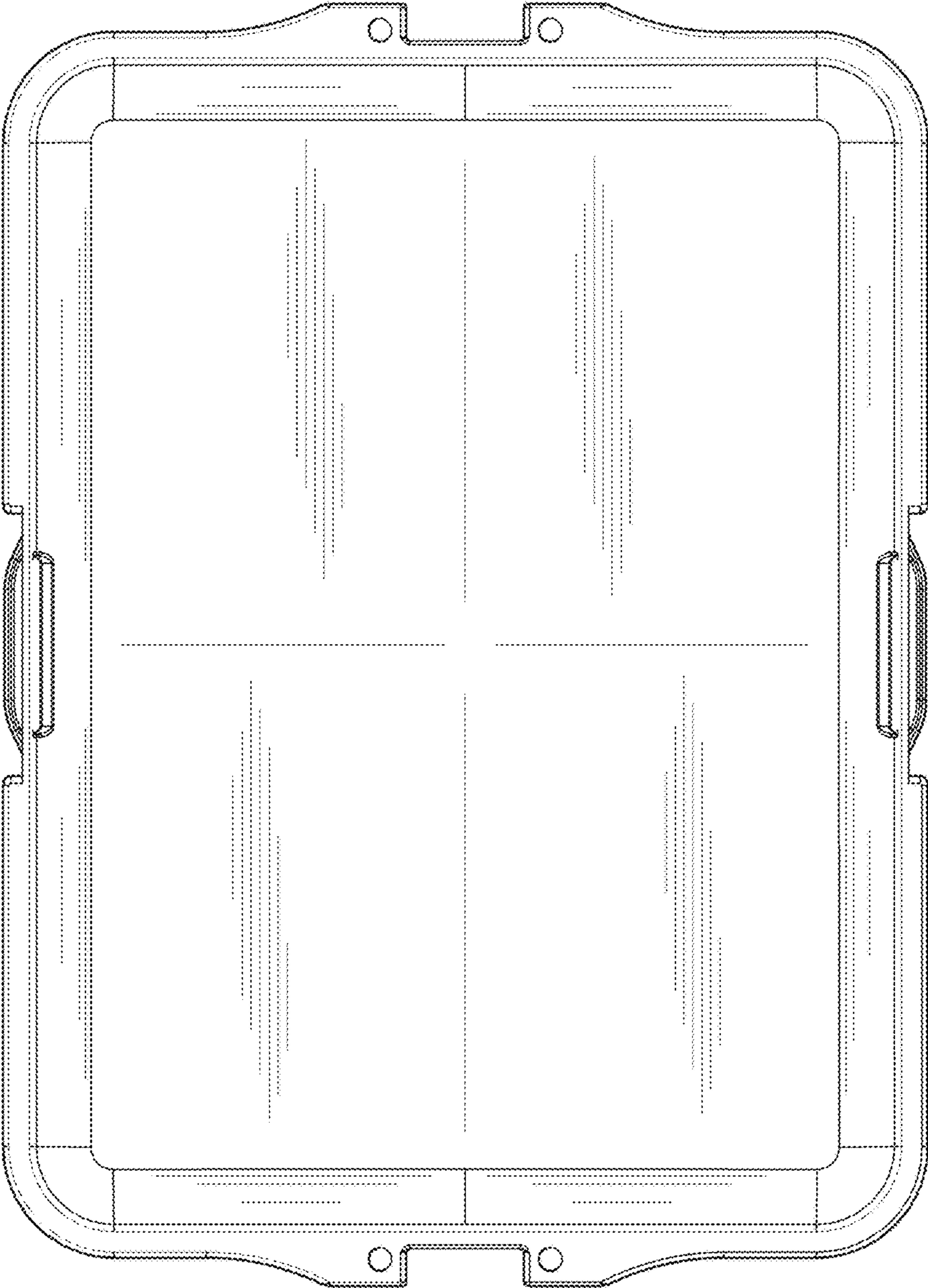


FIG. 2

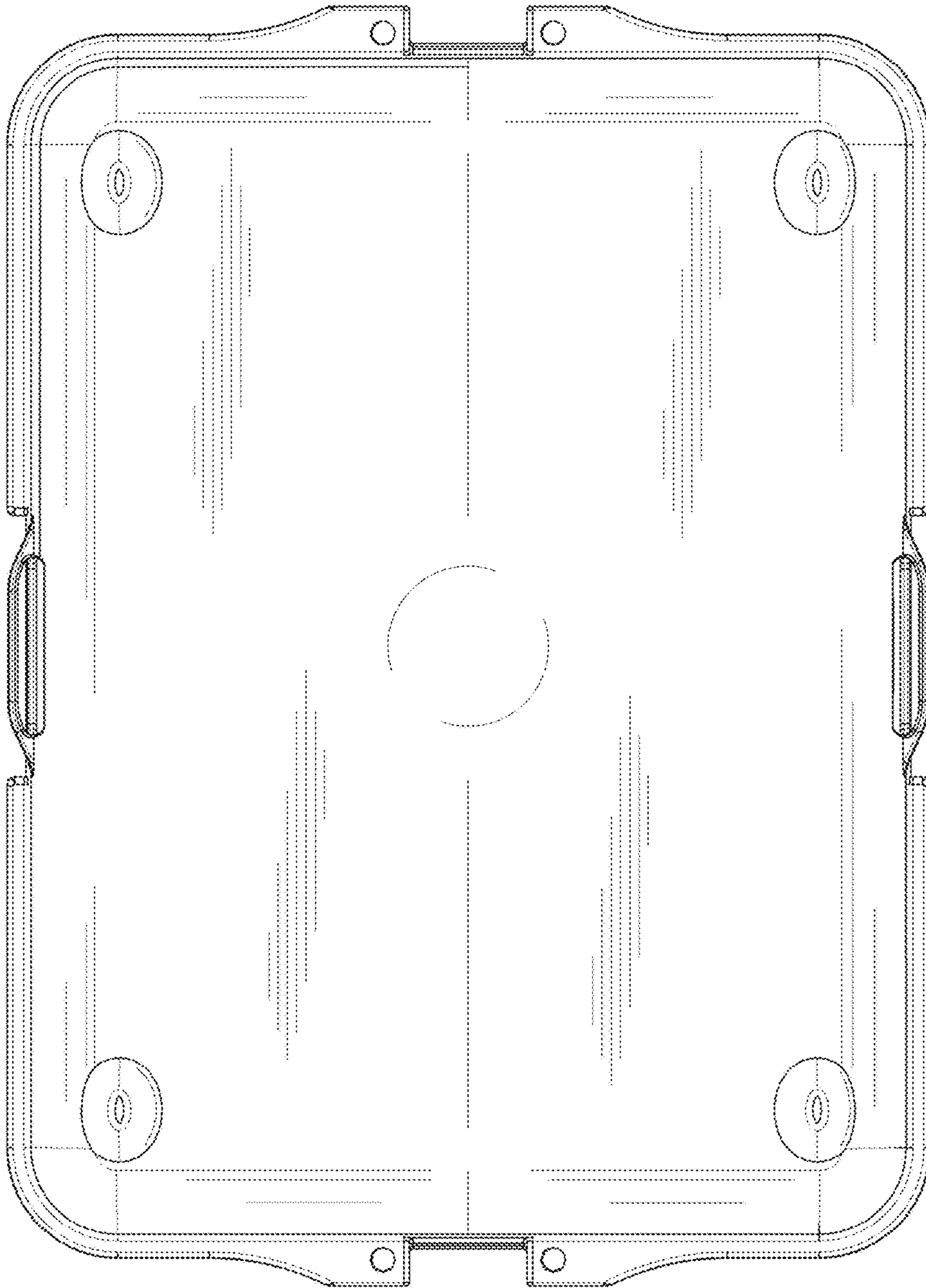


FIG. 3

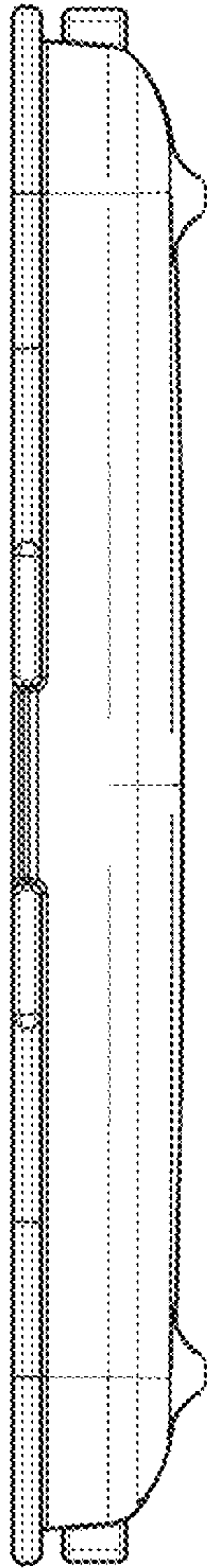


FIG. 4

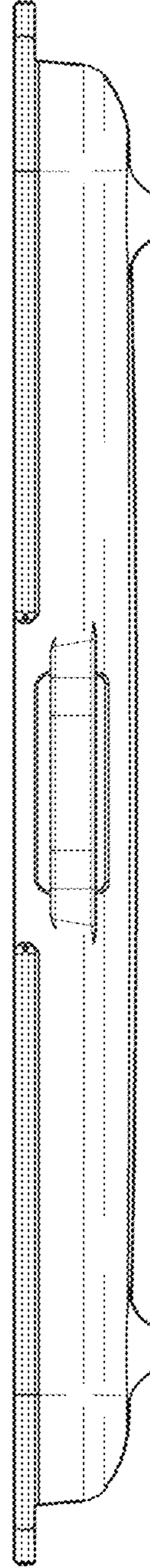


FIG. 5