



US00D817507S

(12) **United States Design Patent**  
**Cheung**

(10) **Patent No.:** **US D817,507 S**

(45) **Date of Patent:** **\*\* May 8, 2018**

(54) **VIBRATOR**

(71) Applicant: **Lai Lam Cheung**, Ma On Shan (HK)

(72) Inventor: **Lai Lam Cheung**, Ma On Shan (HK)

(73) Assignee: **BRANDCORE LTD.**, Tortola (VG)

(\*\*) Term: **15 Years**

(21) Appl. No.: **29/572,618**

(22) Filed: **Jul. 28, 2016**

(51) **LOC (11) Cl.** ..... **28-03**

(52) **U.S. Cl.**  
USPC ..... **D24/215**

(58) **Field of Classification Search**

USPC ..... D24/200, 211, 212, 213, 214, 215;  
601/19, 22, 27-32, 46, 52, 99, 112, 113,  
601/118, 125, 143, DIG. 12, DIG. 14,  
601/DIG. 15, DIG. 16, DIG. 17  
CPC ..... A61H 1/0266; A61H 2015/0007; A61H  
2015/0014; A61H 2015/0042; A61H  
2015/0035; A61H 15/00; A61H 7/003;  
A61H 7/005; A61H 7/00; A61H  
2001/027; A61H 11/00; A61H 19/00;  
A61H 19/30; A61H 19/32; A61H 19/34;  
A61H 19/40; A61H 19/44; A61H 19/50;  
A61H 21/00

See application file for complete search history.

(56) **References Cited**

**U.S. PATENT DOCUMENTS**

D653,350 S \* 1/2012 Chen ..... D24/215  
D705,942 S \* 5/2014 Hahr ..... D24/215

D739,547 S \* 9/2015 Cheung ..... D24/215  
D739,548 S \* 9/2015 Cheung ..... D24/215  
D743,570 S \* 11/2015 Cheung ..... D24/215  
2011/0034837 A1\* 2/2011 Lee ..... A61H 19/44  
601/46  
2011/0105837 A1\* 5/2011 Lee ..... A61H 19/34  
600/38  
2012/0215141 A1\* 8/2012 Peddicord ..... A61H 19/00  
601/46  
2013/0110017 A1\* 5/2013 Imboden ..... A61H 1/00  
601/46

\* cited by examiner

*Primary Examiner* — Sandra Snapp

(74) *Attorney, Agent, or Firm* — Richard E. Oney; Tiffany & Bosco, P.A.

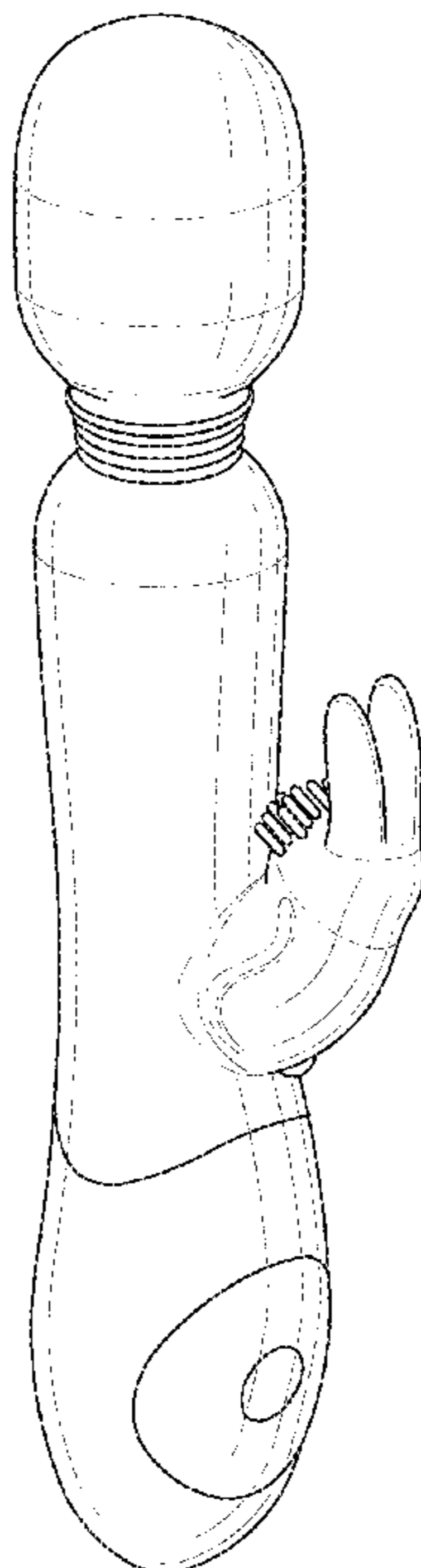
(57) **CLAIM**

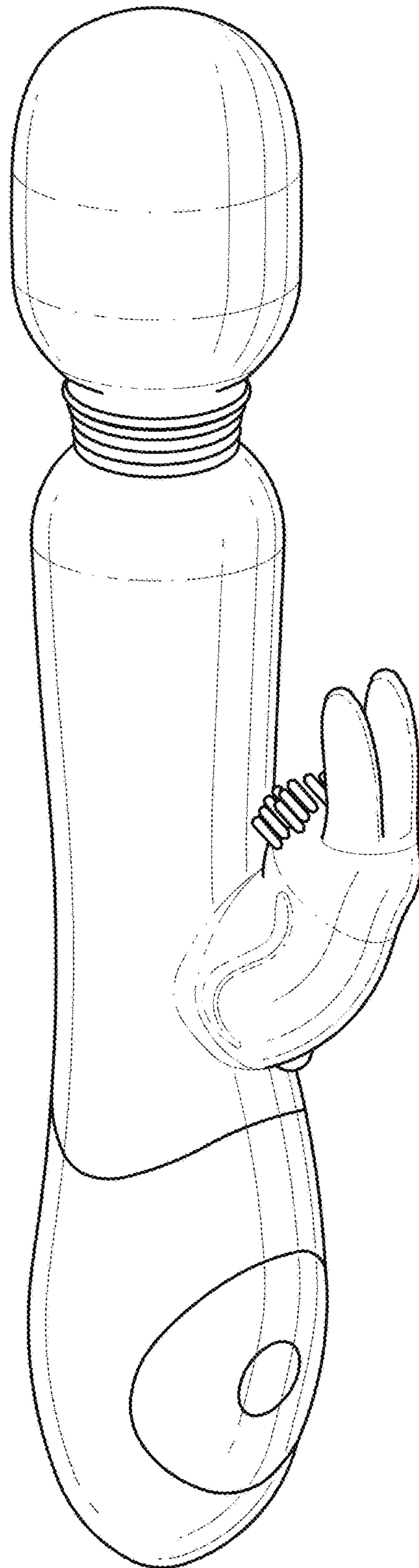
The ornamental design for a vibrator, as shown and described.

**DESCRIPTION**

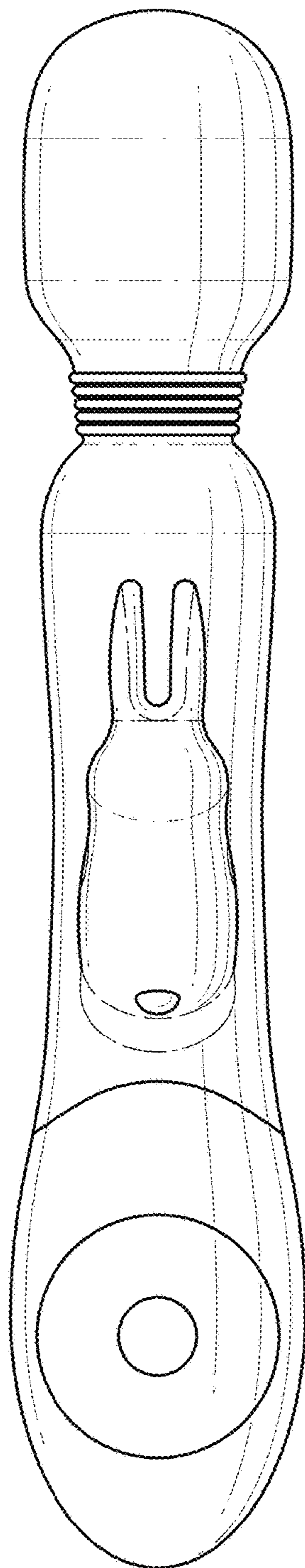
FIG. 1 is a perspective view of a vibrator with the ornamental design;  
FIG. 2 is a top plan view of the vibrator of FIG. 1;  
FIG. 3 is a bottom plan view of the vibrator of FIG. 1;  
FIG. 4 is a side elevation view of the vibrator of FIG. 1;  
FIG. 5 is a front elevation view of the vibrator of FIG. 1; and,  
FIG. 6 is a rear elevation view of the vibrator of FIG. 1.

**1 Claim, 4 Drawing Sheets**

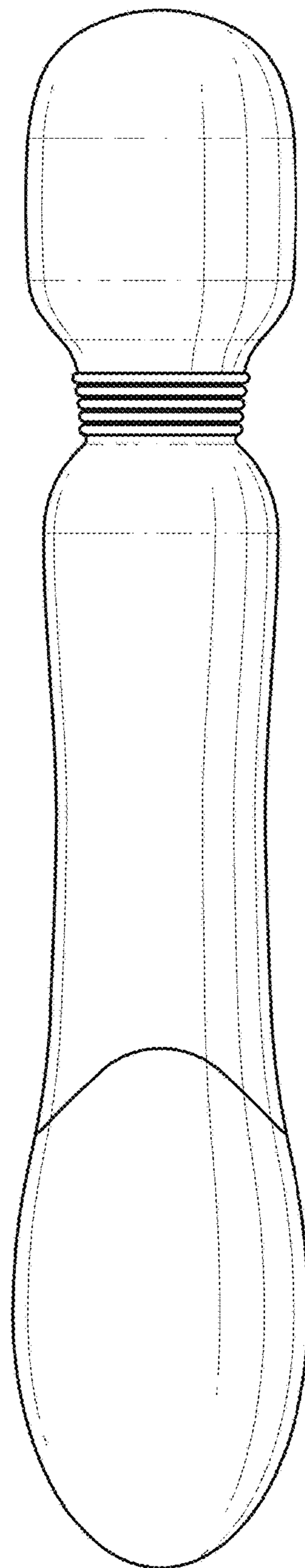




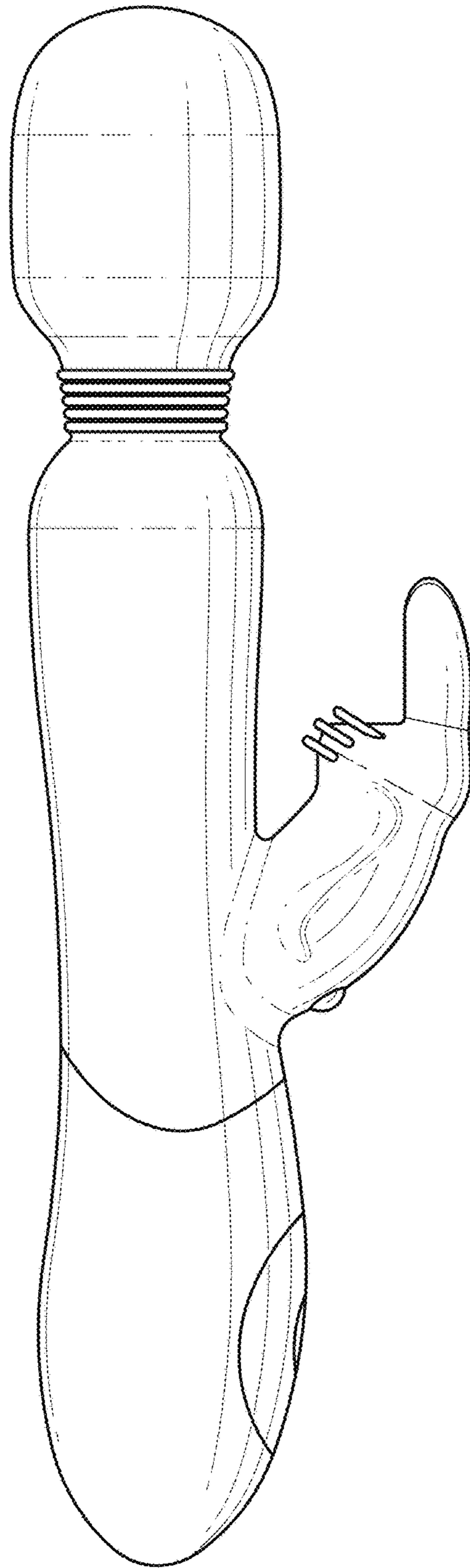
**FIG. 1**



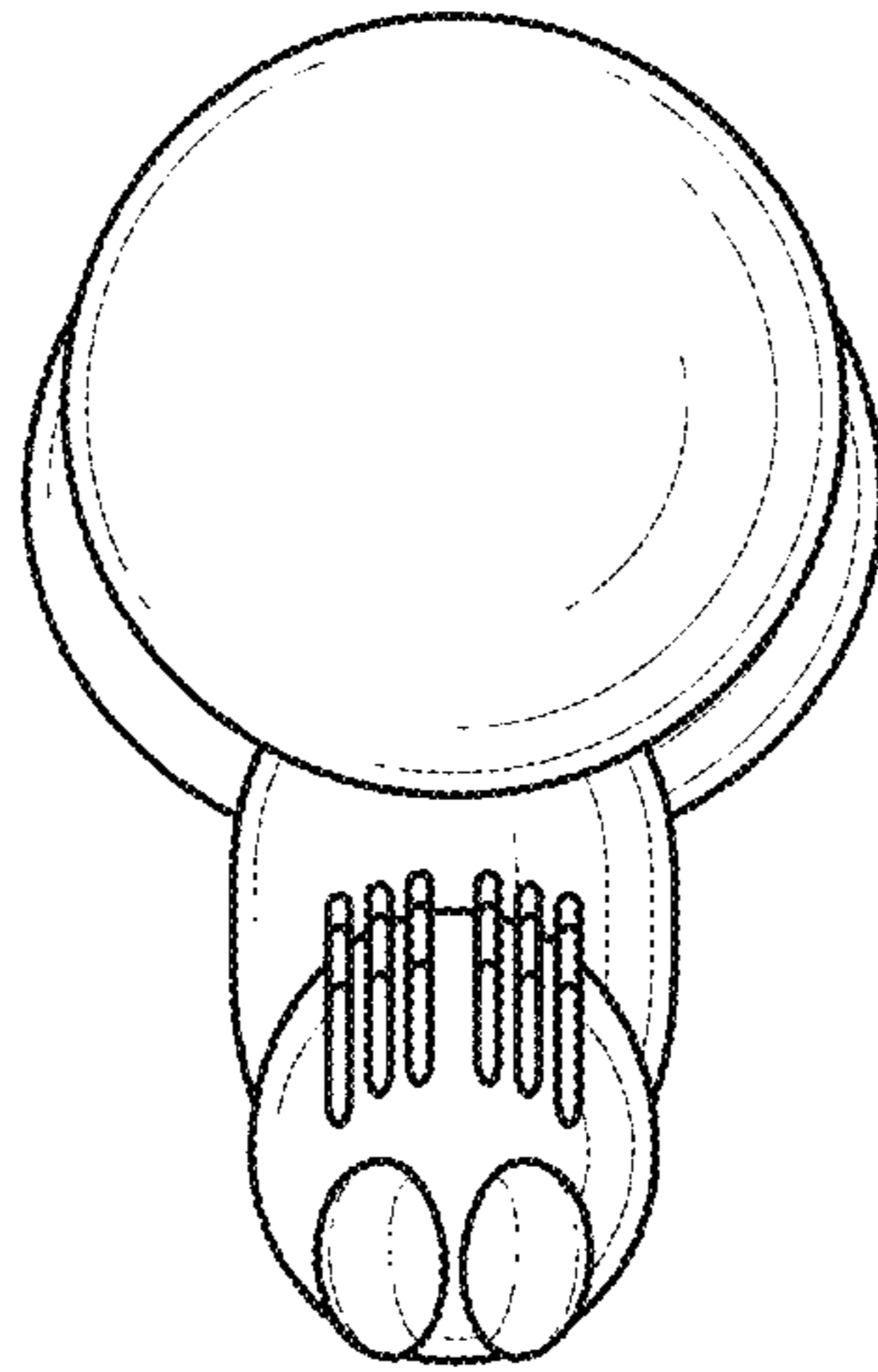
*FIG. 2*



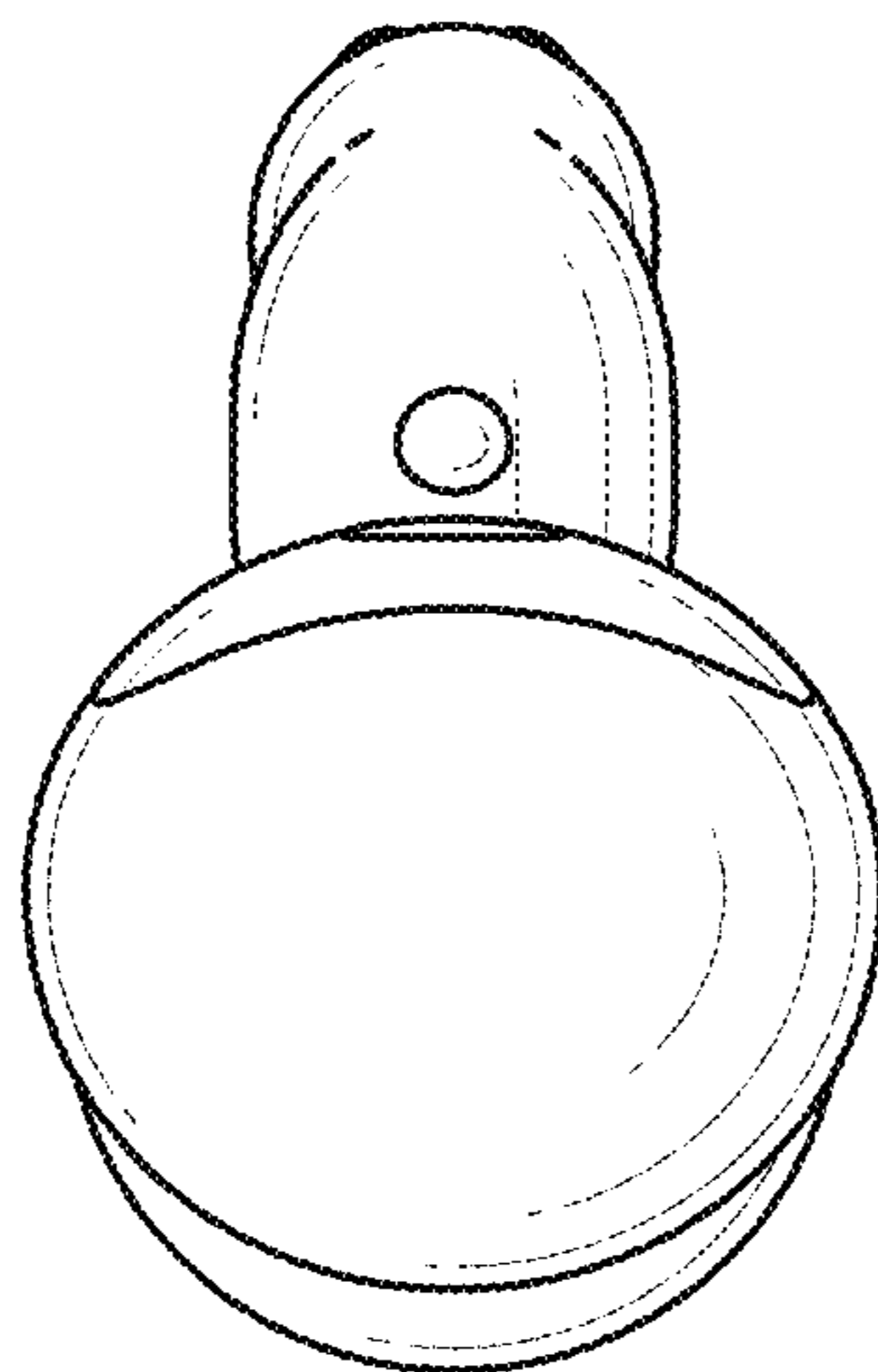
*FIG. 3*



**FIG. 4**



*FIG. 5*



*FIG. 6*