



US00D817501S

(12) **United States Design Patent** (10) **Patent No.:** **US D817,501 S**
Wei (45) **Date of Patent:** **** May 8, 2018**

(54) **MULTIFUNCTIONAL PHYSIOTHERAPY INSTRUMENT**

D618,813 S * 6/2010 Doo D24/200
9,655,814 B2 * 5/2017 Liu A61H 99/00
2011/0295349 A1 * 12/2011 Lin A61N 5/0616
607/103

(71) Applicant: **Ma Wei**, Yixing (CN)

* cited by examiner

(72) Inventor: **Ma Wei**, Yixing (CN)

Primary Examiner — Charles Hanson

(**) Term: **15 Years**

(74) *Attorney, Agent, or Firm* — Muncy, Geissler, Olds & Lowe, P.C.

(21) Appl. No.: **29/575,049**

(22) Filed: **Aug. 22, 2016**

(51) **LOC (11) Cl.** **24-04**

(52) **U.S. Cl.**
USPC **D24/188**

(58) **Field of Classification Search**
USPC D24/188, 215, 200, 218
CPC A61B 18/18; A61N 1/18
See application file for complete search history.

(57) **CLAIM**

The ornamental design for a multifunctional physiotherapy instrument, as shown and described.

DESCRIPTION

FIG. 1 is a rear, left, top perspective view of a multifunctional physiotherapy instrument showing my new design; FIG. 2 is a bottom plan view thereof; FIG. 3 is a right side view thereof; FIG. 4 is a front elevational view thereof; FIG. 5 is a left side view thereof; FIG. 6 is a top plan view thereof; FIG. 7 is a rear elevational view thereof; and, FIG. 8 is a front, right, top perspective view thereof.

(56) **References Cited**

U.S. PATENT DOCUMENTS

D360,036 S * 7/1995 Doria D24/200
D438,309 S * 2/2001 Young D24/200
D487,452 S * 3/2004 Coon D14/218

1 Claim, 8 Drawing Sheets

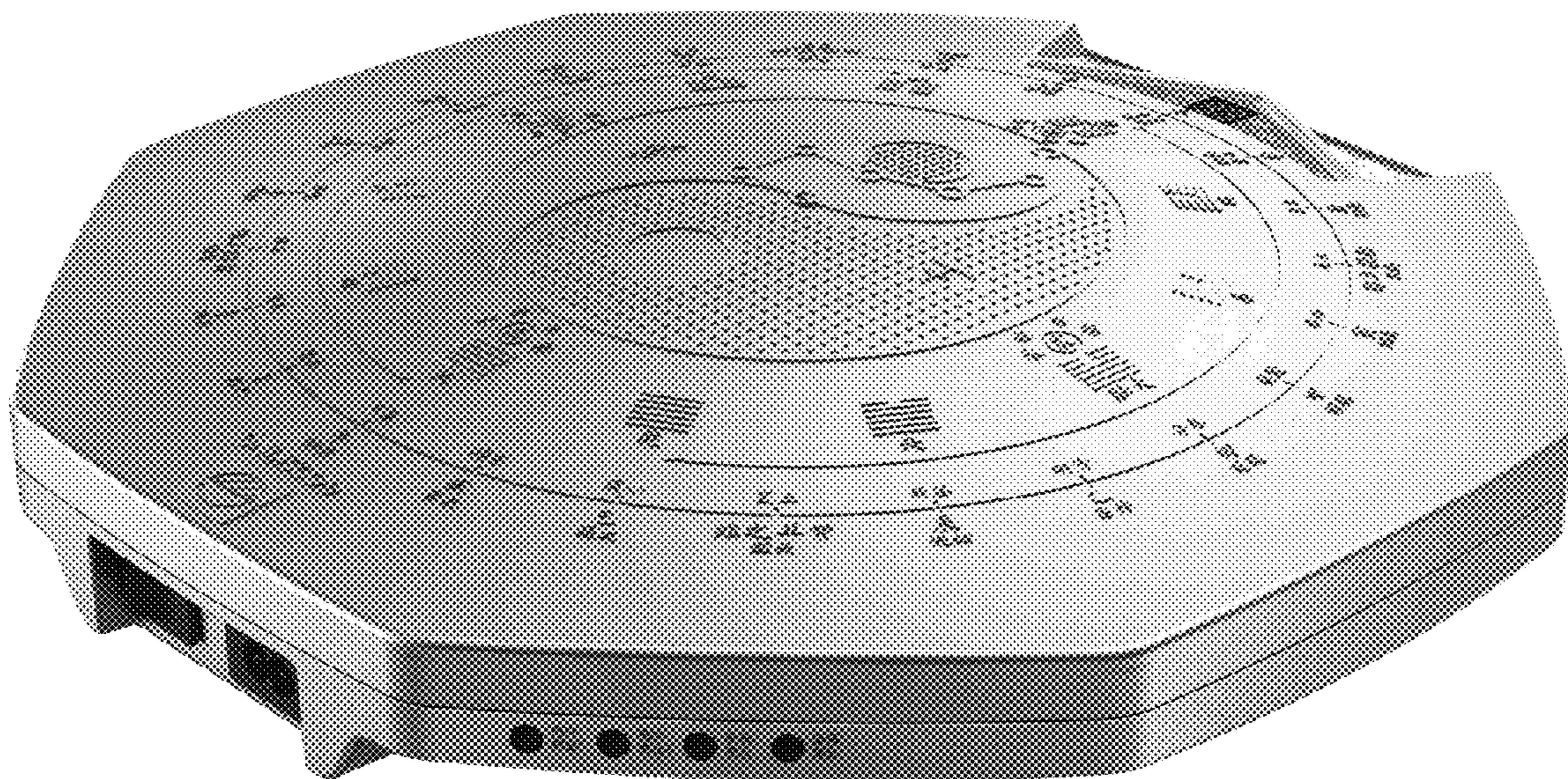




FIG. 1



FIG. 2




FIG. 3




FIG. 4




FIG. 5

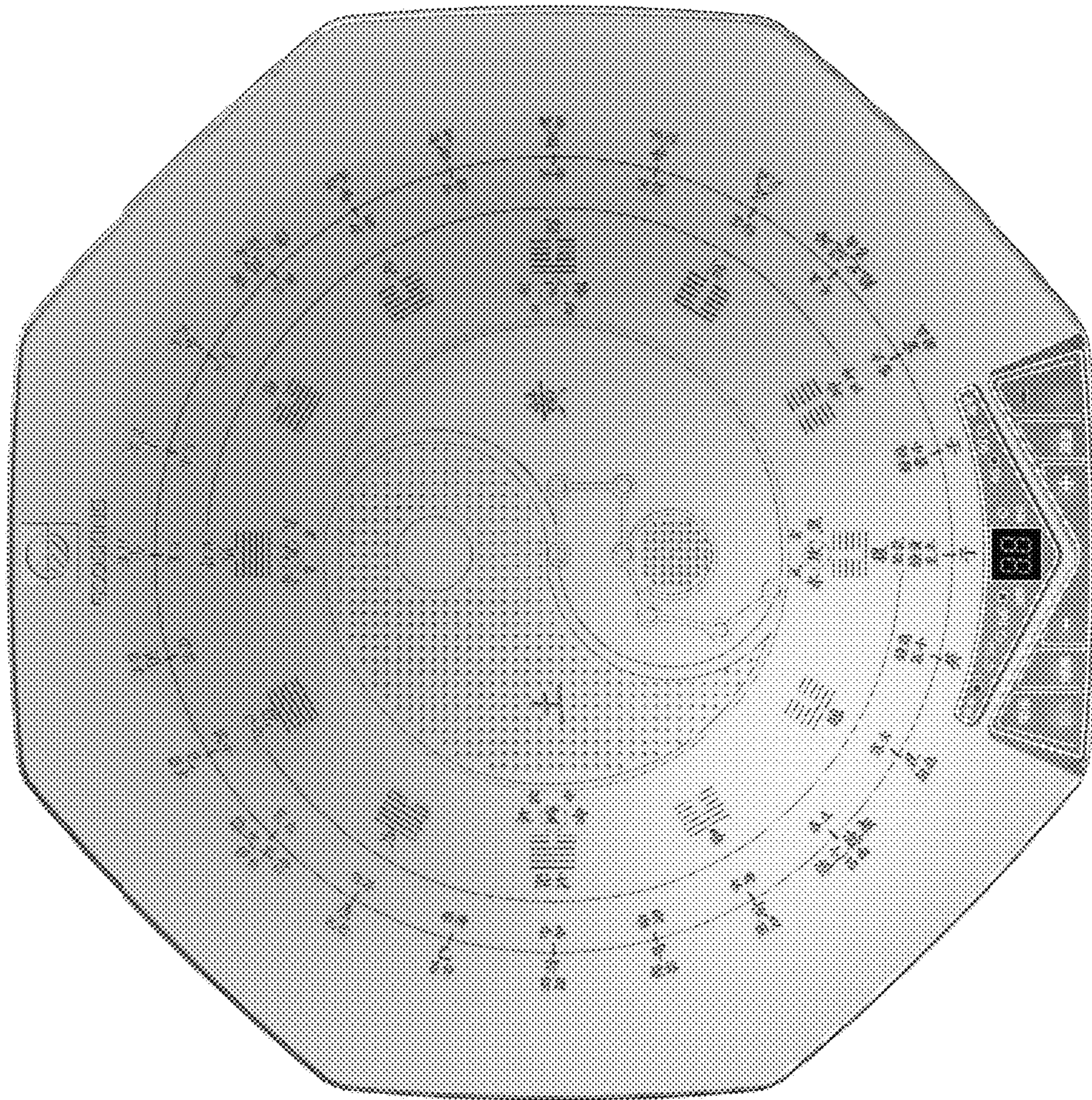


FIG. 6




FIG. 7




FIG. 8