



US00D817462S

(12) **United States Design Patent** (10) **Patent No.:** **US D817,462 S**  
**L'Henaff et al.** (45) **Date of Patent:** **\*\* May 8, 2018**

(54) **FAUCET**

(71) Applicant: **AS IP Holdco, LLC**, Piscataway, NJ (US)

(72) Inventors: **Jean-Jacques L'Henaff**, New Canaan, CT (US); **Gabriela Ravassa**, Brooklyn, NY (US)

(73) Assignee: **AS IP Holdco, LLC**, Piscataway, NJ (US)

(\*\*) Term: **15 Years**

(21) Appl. No.: **29/590,318**

(22) Filed: **Jan. 9, 2017**

(51) **LOC (11) Cl.** ..... **23-02**

(52) **U.S. Cl.**  
USPC ..... **D23/255**

(58) **Field of Classification Search**  
USPC ..... D23/237, 238, 240-243, 249, 255, 257;  
D6/524

CPC ..... E03C 1/0401; E03C 1/04; E03C 1/0402;  
E03C 1/0404; B25B 23/16; C02F 1/50;  
A47K 5/14; Y10T 137/9464

See application file for complete search history.

(56) **References Cited**

**U.S. PATENT DOCUMENTS**

D373,219 S \* 8/1996 Gavin ..... D28/76  
D486,394 S \* 2/2004 Bakic ..... D9/520  
D522,866 S \* 6/2006 Bakic ..... D9/521  
D525,135 S \* 7/2006 Bakic ..... D9/521

D534,252 S \* 12/2006 Bouroullec ..... D23/255  
D591,909 S \* 5/2009 Damkjaer ..... D28/76  
D659,804 S \* 5/2012 Flowers ..... D23/255  
D681,469 S \* 5/2013 Mishan ..... D9/435  
D706,755 S \* 6/2014 Barrall ..... H04L 29/08  
D14/299  
D727,745 S \* 4/2015 DeMarco ..... D9/697  
D743,943 S \* 11/2015 Kim ..... D14/218  
D792,227 S \* 7/2017 Dybdahl ..... D9/521  
D800,274 S \* 10/2017 Andrew ..... D23/255

\* cited by examiner

*Primary Examiner* — Robert M. Spear

*Assistant Examiner* — John A Voytek

(74) *Attorney, Agent, or Firm* — Morrison & Foerster LLP

(57) **CLAIM**

The ornamental design for a faucet, as shown and described.

**DESCRIPTION**

FIG. 1 is a front and right side perspective view of a faucet showing the new design;

FIG. 2 is a front elevational view thereof;

FIG. 3 is a rear elevational view thereof;

FIG. 4 is a top plan view thereof;

FIG. 5 is a bottom plan view thereof;

FIG. 6 is a left side elevational view thereof; and,

FIG. 7 is a right side elevational view thereof.

The features shown in broken lines form no part of the claimed design.

**1 Claim, 4 Drawing Sheets**

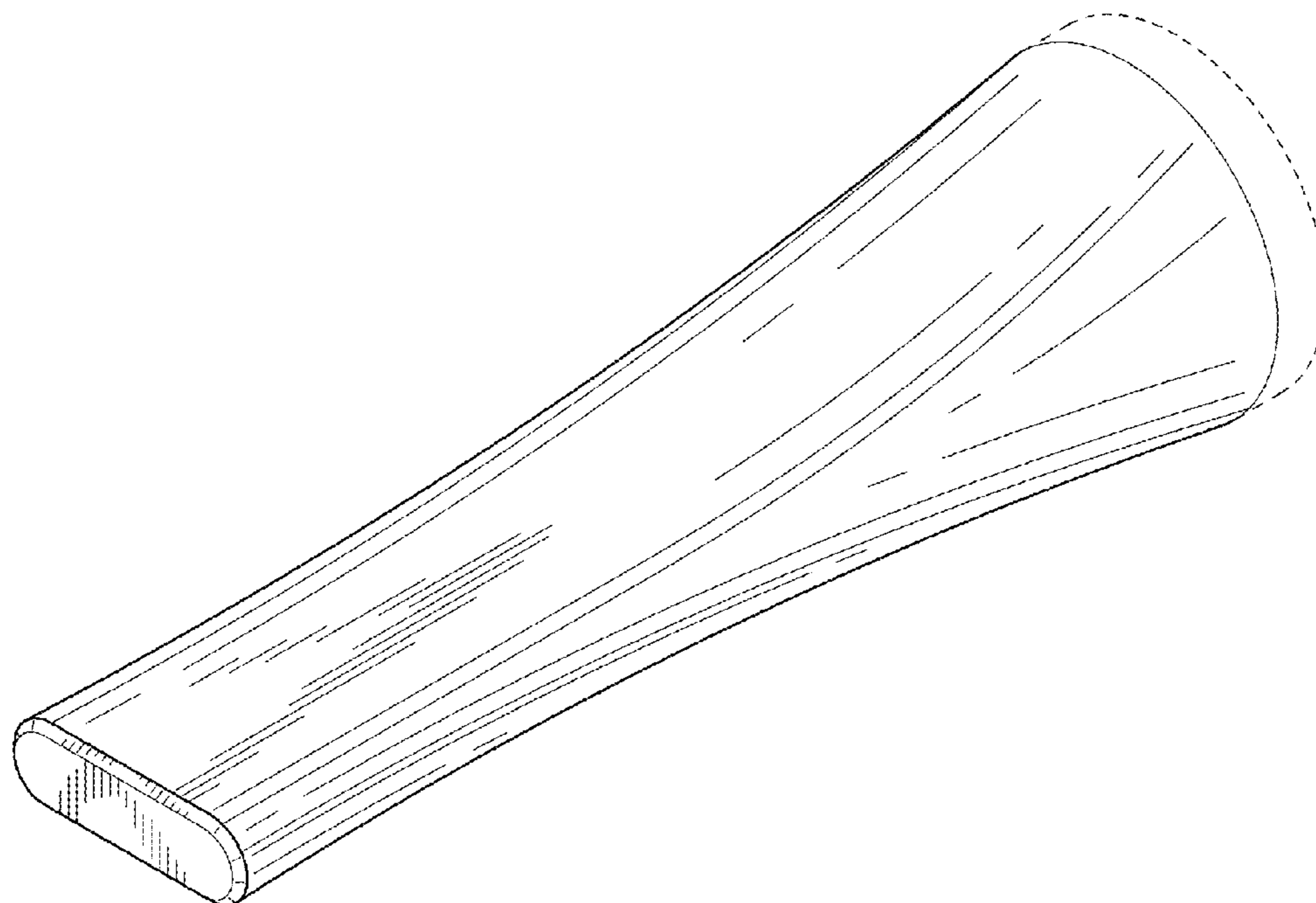
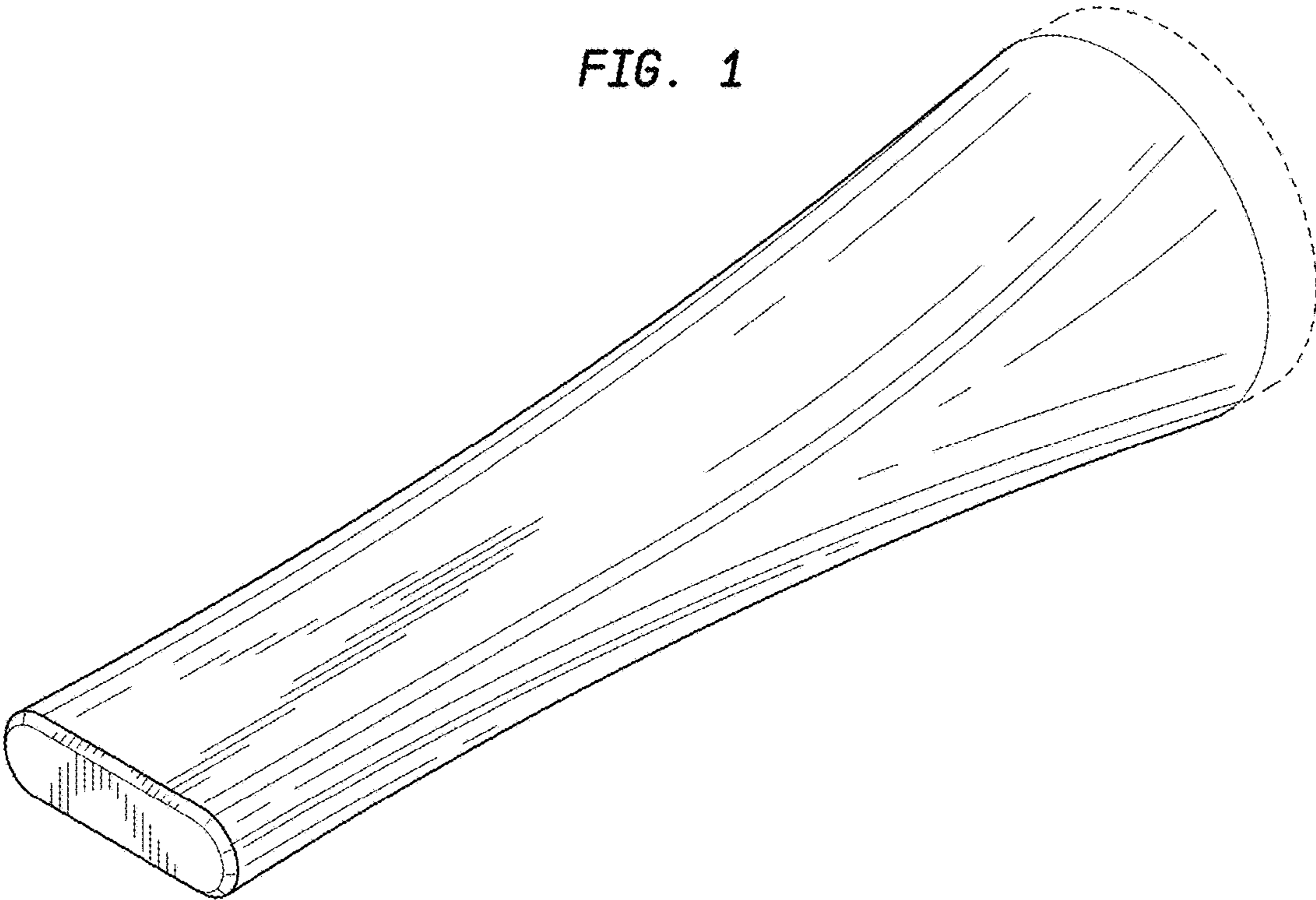
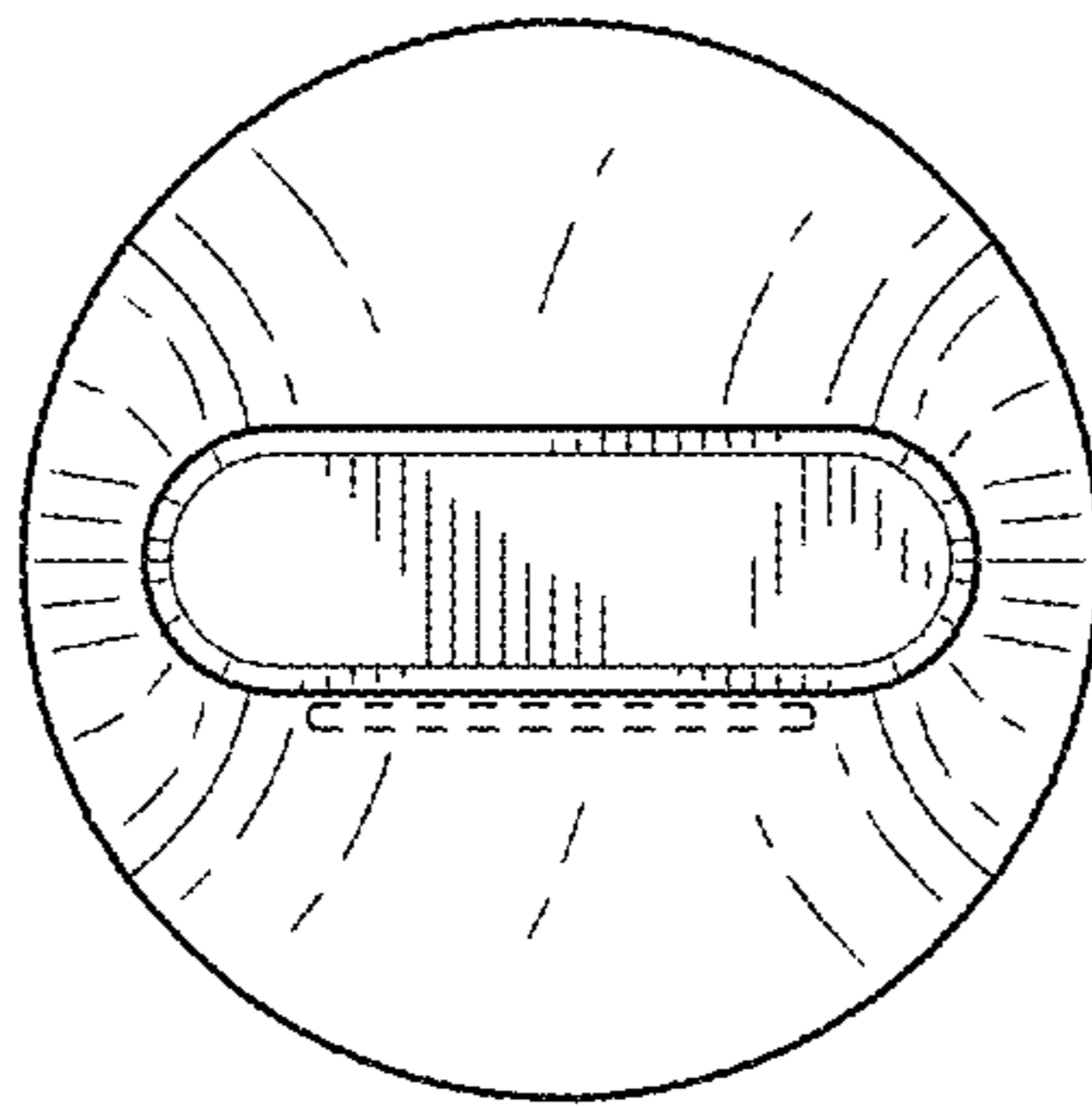


FIG. 1



*FIG. 2*



*FIG. 3*

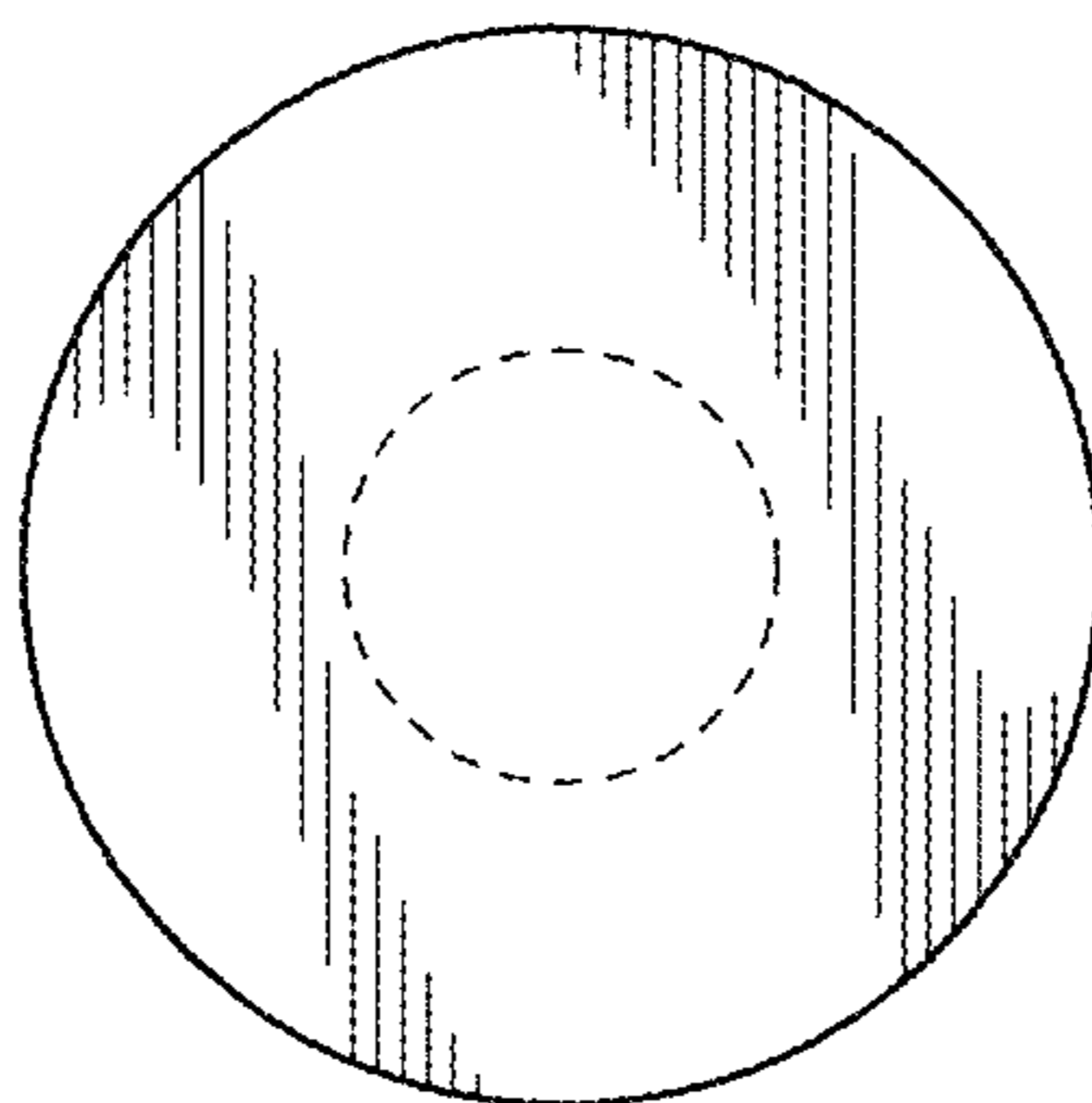


FIG. 4

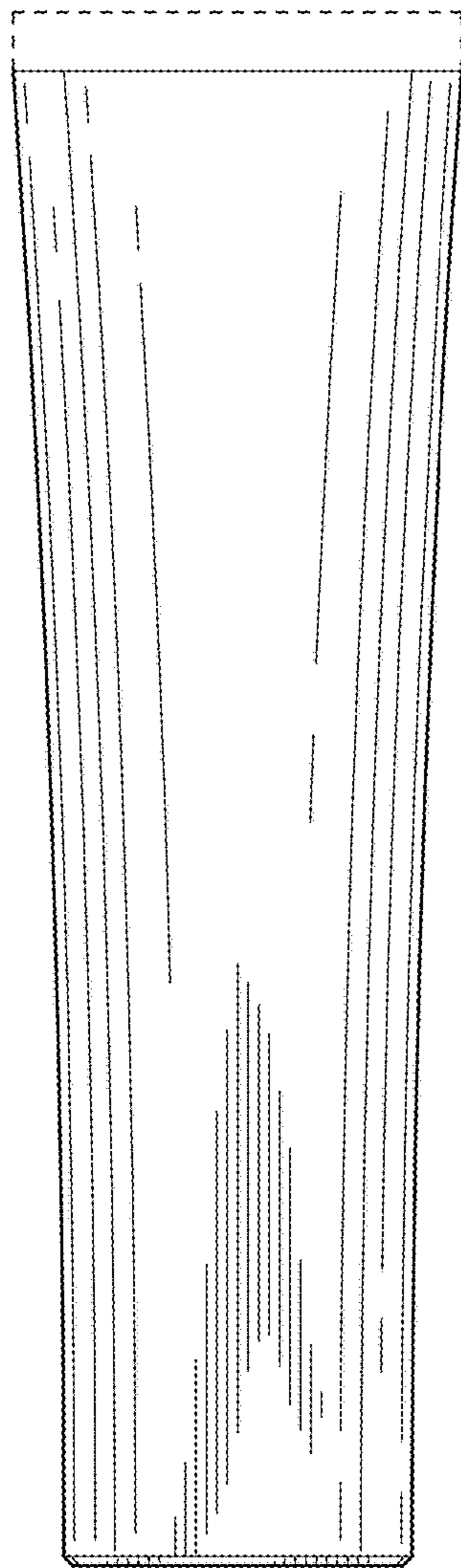


FIG. 5

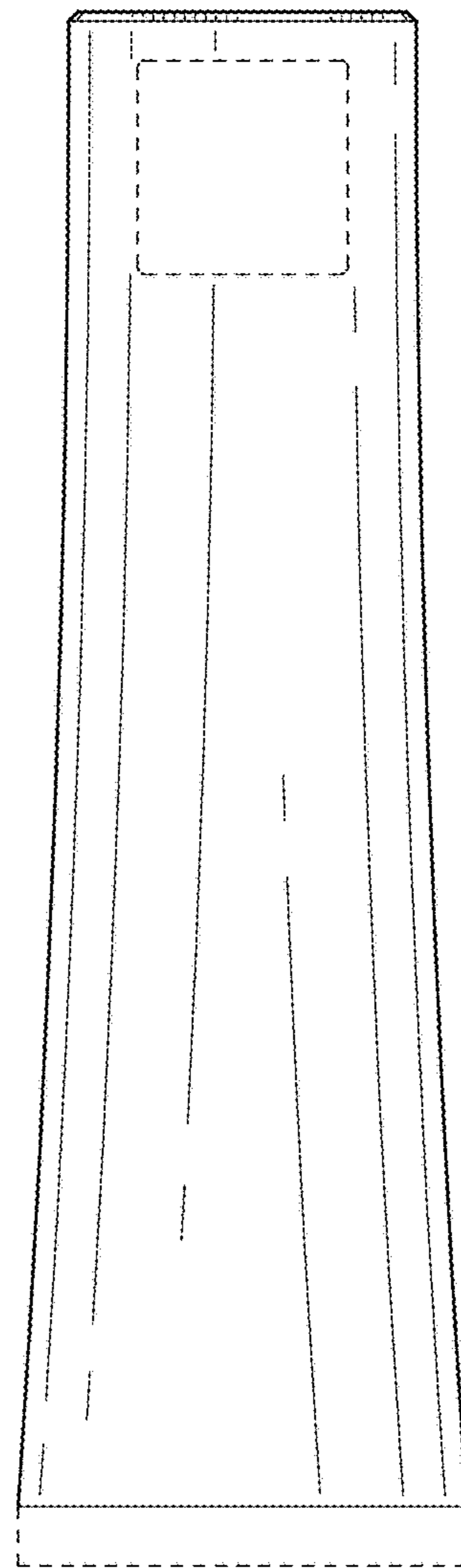


FIG. 6

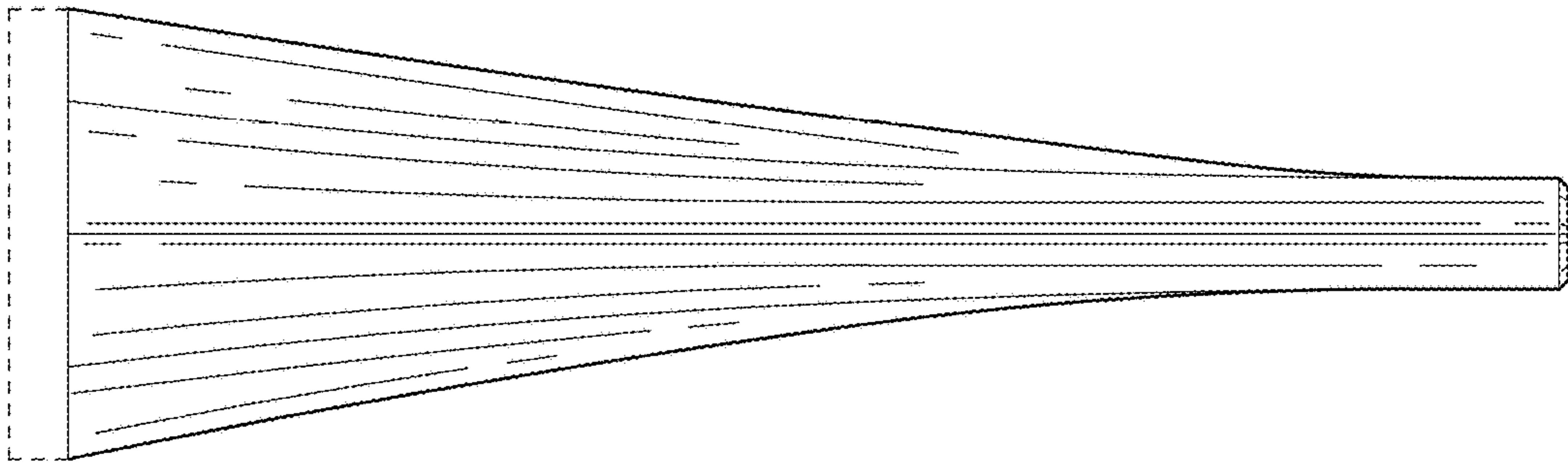


FIG. 7

