

US00D817453S

(12) **United States Design Patent**
Wang

(10) **Patent No.:** **US D817,453 S**

(45) **Date of Patent:** **** May 8, 2018**

(54) **FAUCET**

(71) Applicant: **Spectrum Brands, Inc.**, Middleton, WI (US)

(72) Inventor: **Bingo Wang**, Xiamen (CN)

(73) Assignee: **Spectrum Brands, Inc.**, Middleton, WI (US)

(**) Term: **15 Years**

(21) Appl. No.: **29/593,409**

(22) Filed: **Feb. 8, 2017**

(51) **LOC (11) Cl.** **23-01**

(52) **U.S. Cl.**
USPC **D23/238**

(58) **Field of Classification Search**
USPC D23/238-243, 249-250, 252, 254-255, D23/257; D8/307-308
CPC Y10T 137/9464
See application file for complete search history.

(56) **References Cited**

U.S. PATENT DOCUMENTS

D586,886 S * 2/2009 Schoenherr D23/252
D598,984 S * 8/2009 Corbett D23/252

D620,559 S * 7/2010 Romero D23/238
8,156,963 B2 * 4/2012 Lopp E03C 1/0404
137/625.41
D721,422 S * 1/2015 Sedwick D23/255
D729,350 S * 5/2015 Bahler D23/252
D803,991 S * 11/2017 Georgeson D23/252

* cited by examiner

Primary Examiner — Robert A Delehanty

(74) *Attorney, Agent, or Firm* — Banner & Witcoff, Ltd.

(57) **CLAIM**

The ornamental design for a faucet, as shown and described.

DESCRIPTION

FIG. 1 is a front perspective view of a faucet showing my new design;
FIG. 2 is a right side view thereof;
FIG. 3 is a left side view thereof;
FIG. 4 is a front view thereof;
FIG. 5 is a back view thereof;
FIG. 6 is a top view thereof; and,
FIG. 7 is a bottom view thereof.
The broken line showing of the spout opening and the bottom circular opening of the base represents unclaimed subject matter and forms no part of the claimed design.

1 Claim, 7 Drawing Sheets






FIG. 1



FIG. 2



FIG. 3




FIG. 4




FIG. 5




FIG. 6




FIG. 7