



US00D817447S

(12) **United States Design Patent**
Mangold et al.

(10) **Patent No.:** **US D817,447 S**

(45) **Date of Patent:** **** May 8, 2018**

(54) **ELECTROMAGNETIC VALVE**

(71) Applicant: **FESTO AG & Co. KG**, Esslingen
(DE)

(72) Inventors: **Simone Mangold**, Esslingen (DE);
Matthias Wunderling, Esslingen (DE)

(73) Assignee: **FESTO AG & CO. KG**, Esslingen
(DE)

(**) Term: **15 Years**

(21) Appl. No.: **29/567,358**

(22) Filed: **Jun. 8, 2016**

(30) **Foreign Application Priority Data**

Dec. 8, 2015 (WO) 941394001

(51) **LOC (11) Cl.** **23-01**

(52) **U.S. Cl.**
USPC **D23/233**

(58) **Field of Classification Search**
USPC D23/233, 235, 237, 241, 247, 248, 249;
251/129.15, 129.2, 129.02, 129.03,
251/129.01, 129.09, 599.07; 137/487.5,
137/554, 565.16
CPC .. F16K 31/0675; F16K 27/029; F16K 27/048;
F16K 31/082; F16K 31/02; F16K 11/24
See application file for complete search history.

(56) **References Cited**

U.S. PATENT DOCUMENTS

D410,523 S * 6/1999 Ota D23/233
D720,043 S * 12/2014 Nishiyama D23/233

D728,744 S * 5/2015 Nishiyama D23/233
D753,796 S * 4/2016 Suematsu D23/233
D753,797 S * 4/2016 Suematsu D23/233
D753,798 S * 4/2016 Suematsu D23/233
D780,295 S * 2/2017 Fujita D23/233

OTHER PUBLICATIONS

Festo, "Solenoid valves VUVG/valve terminals VTUG," pp. 1-3
and 88-91, (2015).

Festo, "Solenoid valves VMPA," pp. 1-6, (2005).

* cited by examiner

Primary Examiner — Cynthia Ramirez

Assistant Examiner — Gino Colan

(74) *Attorney, Agent, or Firm* — Hoffmann & Baron, LLP

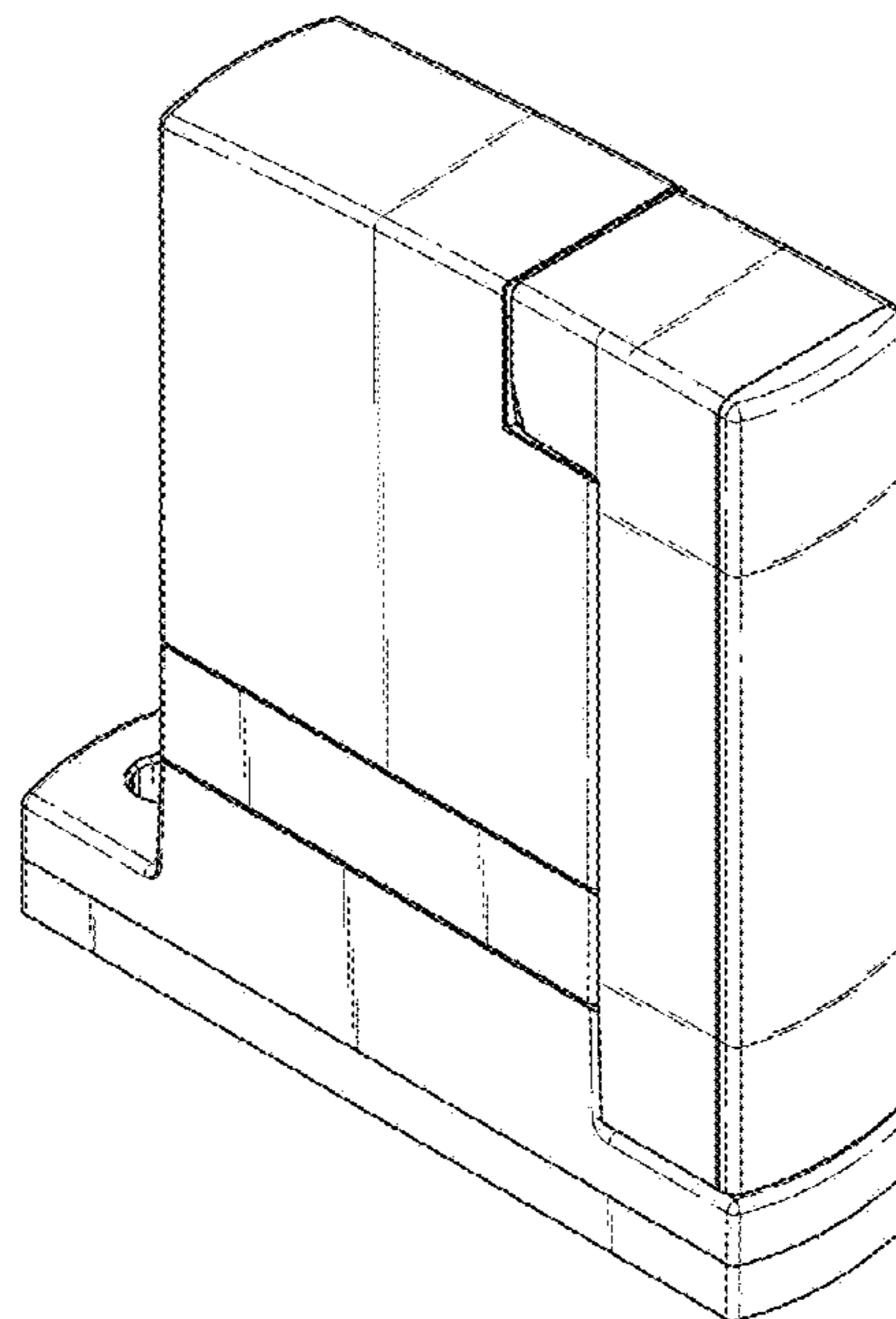
(57) **CLAIM**

The ornamental design for an electromagnetic valve, as
shown and described.

DESCRIPTION

FIG. 1 is a top perspective view of an electromagnetic valve
terminal showing our new design;
FIG. 2 is a front view thereof;
FIG. 3 is a rear view thereof;
FIG. 4 is a left view thereof;
FIG. 5 is a right view thereof;
FIG. 6 is a top plan view thereof; and,
FIG. 7 is a bottom plan view thereof.
The broken lines shown in the figures are for the purpose of
illustrating portions of the electromagnetic valve and form
no part of the claimed design.

1 Claim, 7 Drawing Sheets



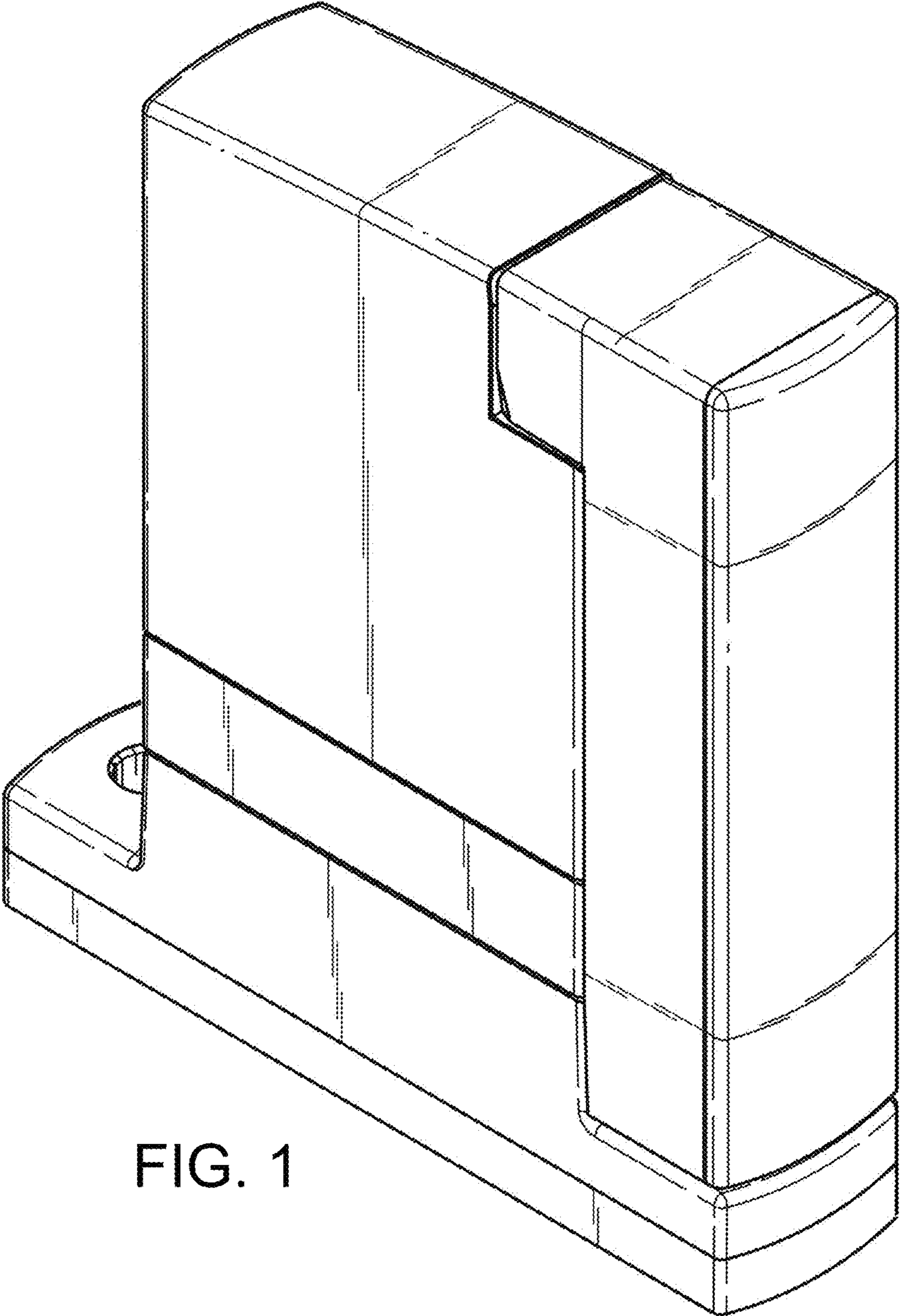



FIG. 1

FIG. 2



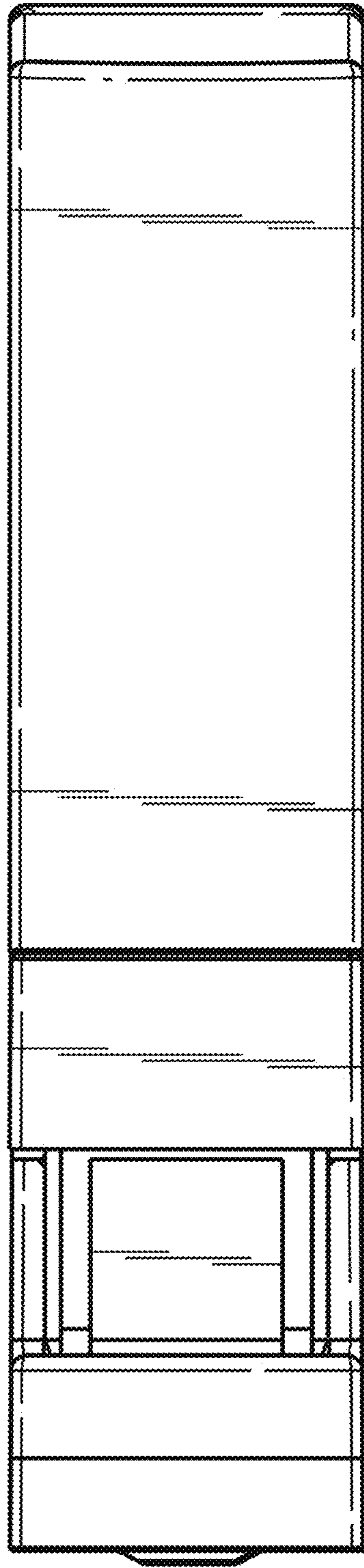


FIG. 3

FIG. 4

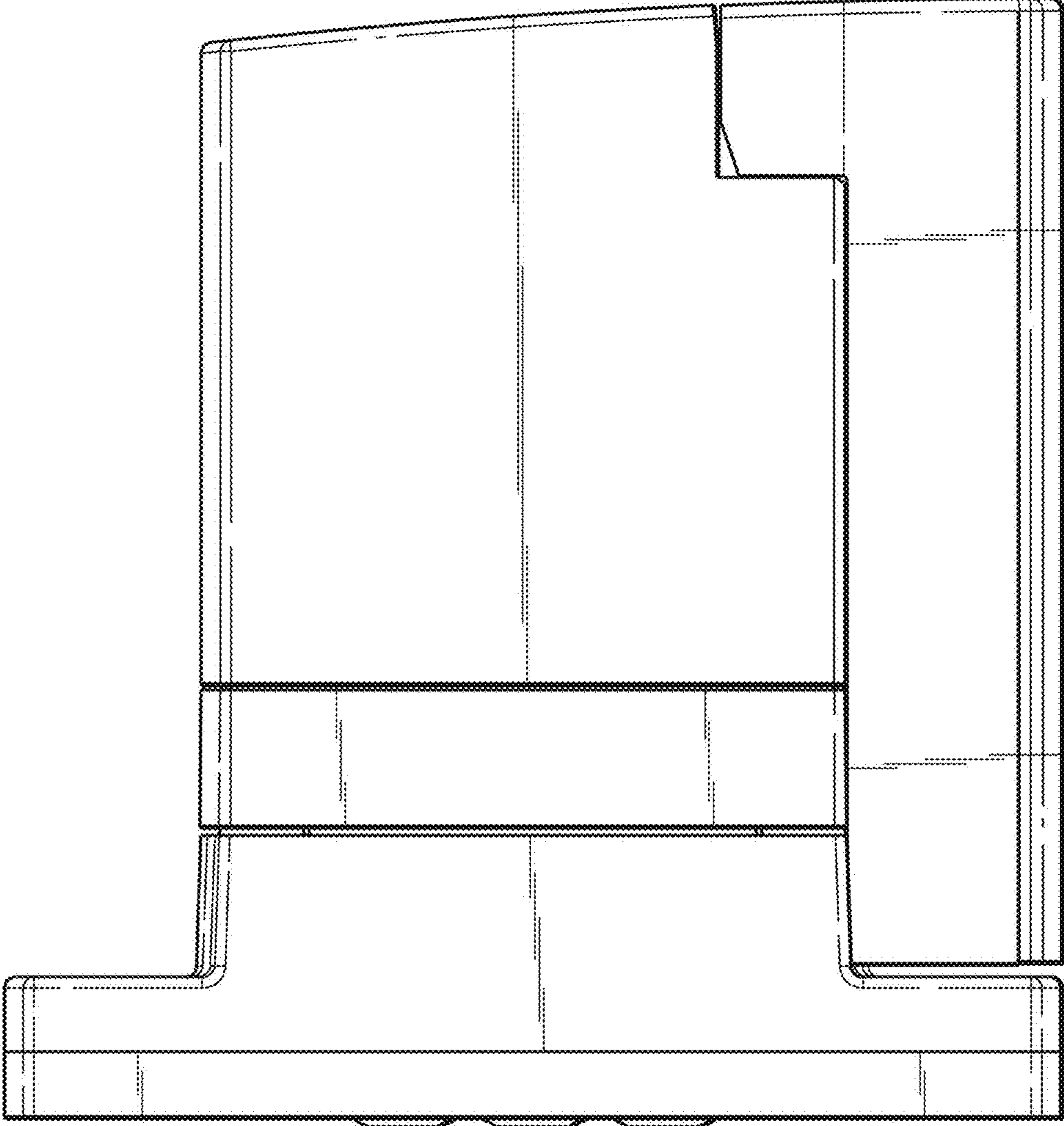


FIG. 5

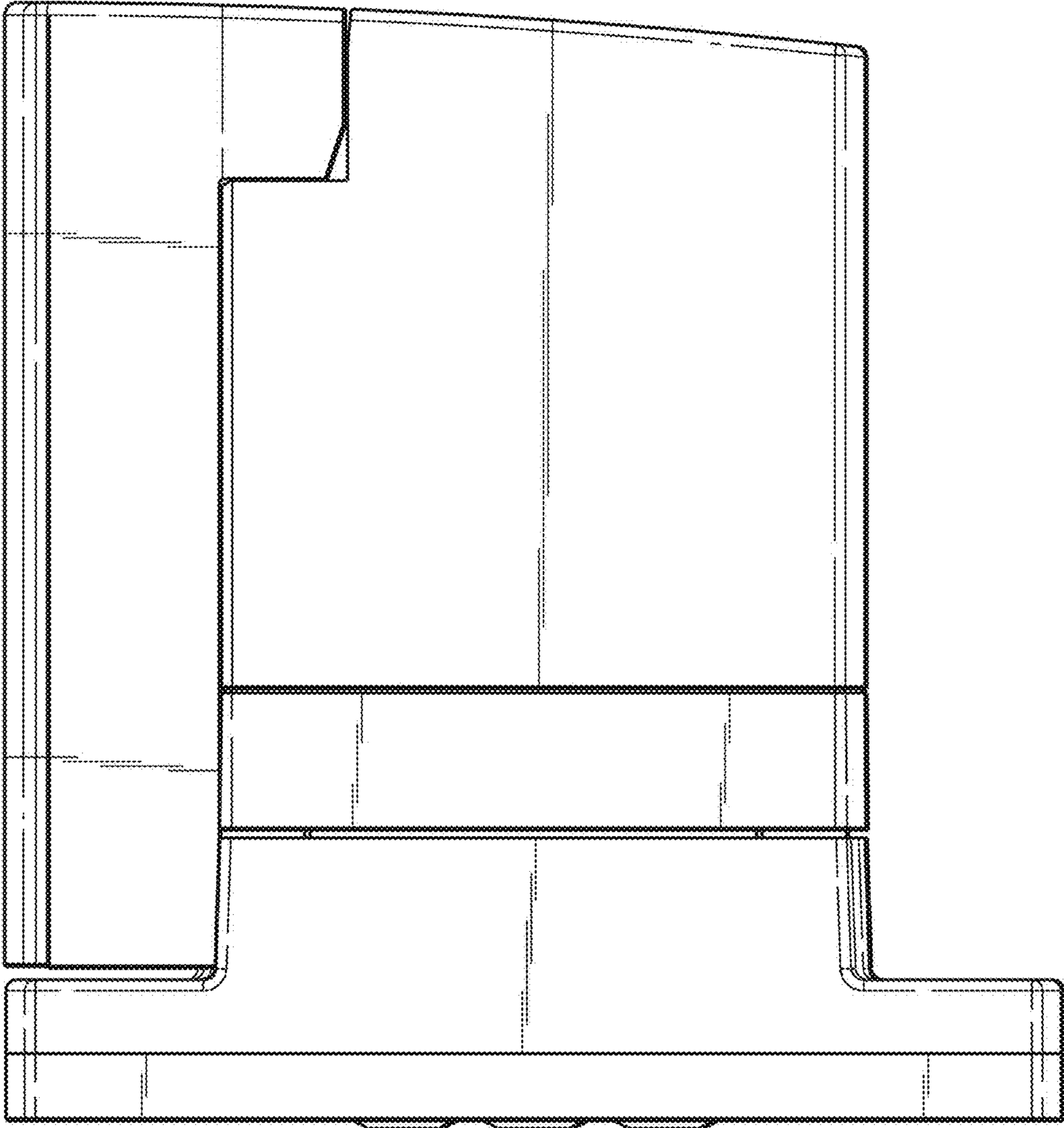


FIG. 6

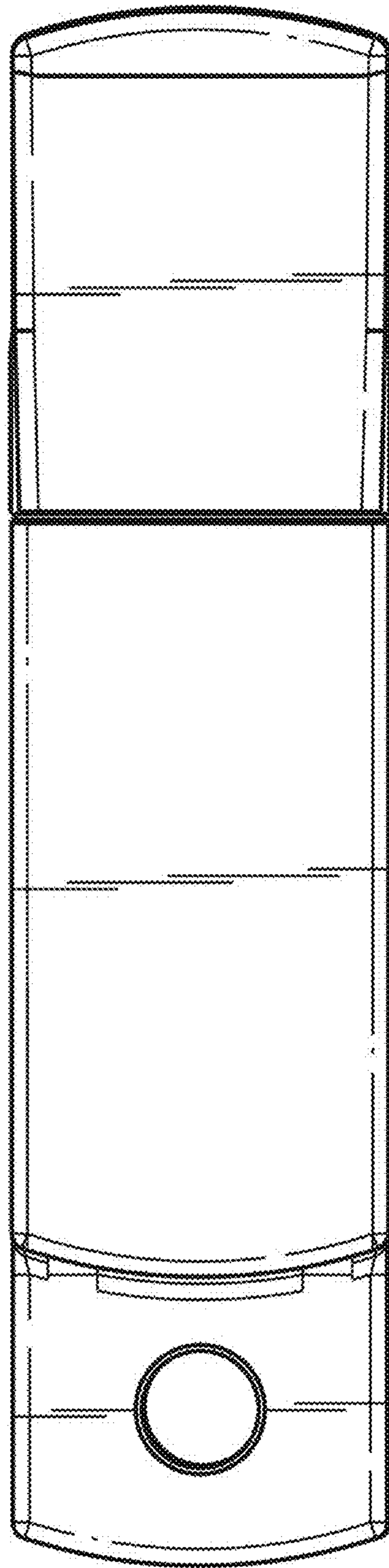


FIG. 7

