



US00D817432S

(12) **United States Design Patent** (10) **Patent No.:** **US D817,432 S**  
**Hsiang** (45) **Date of Patent:** **\*\* May 8, 2018**

(54) **TRAMPOLINE**  
(71) Applicant: **Crowntec (Jiang Xi) Sports Technology Co. Ltd.**, Jiujiang, Jiangxi Province (CN)  
(72) Inventor: **Hua-Lu Hsiang**, Taoyuan (TW)  
(73) Assignee: **Crowntec (Jiang Xi) Sports Technology Co., Inc.**, Jiujiang, Jiangxi Province (CN)

6,607,468 B1 \* 8/2003 Nichols, Jr. .... A63B 5/11 482/27  
D483,541 S \* 12/2003 Liu ..... D34/27  
D485,164 S \* 1/2004 Gibbens ..... D8/499  
D555,222 S 11/2007 Adams  
D564,059 S 3/2008 Adams  
D564,060 S 3/2008 Adams  
D570,930 S \* 6/2008 VanElverdinghe ..... D21/671  
D572,777 S 7/2008 VanElverdinghe

(Continued)

**FOREIGN PATENT DOCUMENTS**

WO WO 2004/108221 A2 12/2004  
WO WO 2005/058428 A1 6/2005

(\*\*) Term: **15 Years**

(21) Appl. No.: **29/595,987**

(22) Filed: **Mar. 3, 2017**

(51) **LOC (11) Cl.** ..... **21-02**

(52) **U.S. Cl.**  
USPC ..... **D21/797; D21/694**

(58) **Field of Classification Search**  
USPC ..... 135/96, 117, 121; 182/139, 224; 446/220; 463/7; 473/469, 482; 482/28, 482/77, 147, 148, 27, 29; D21/668, 669, D21/797, 826, 834, 836, 839; D25/1, 22, D25/61, 66, 68, 43, 38.1; D30/112, 119; D6/329, 702; 160/135; D8/14, 74, 303, D8/308, 309; D23/266  
CPC . A63B 5/11; A63B 71/022; A63B 2071/0063; A63B 2071/009; A63B 71/023; A63B 21/026; A63B 21/4033  
See application file for complete search history.

**OTHER PUBLICATIONS**

Crowntec. High Jump Competition LT-6001-180. Jan. 22, 2016. <http://crowntec.imb2b.com/sell/index.php?itemid=25947>. Shown on p. 1. (Year: 2016).\*

*Primary Examiner* — Cynthia Ramirez  
*Assistant Examiner* — Michael A Maharajh  
(74) *Attorney, Agent, or Firm* — Muncy, Geissler, Olds & Lowe, P.C.

(57) **CLAIM**

The ornamental design for a trampoline, as shown and described.

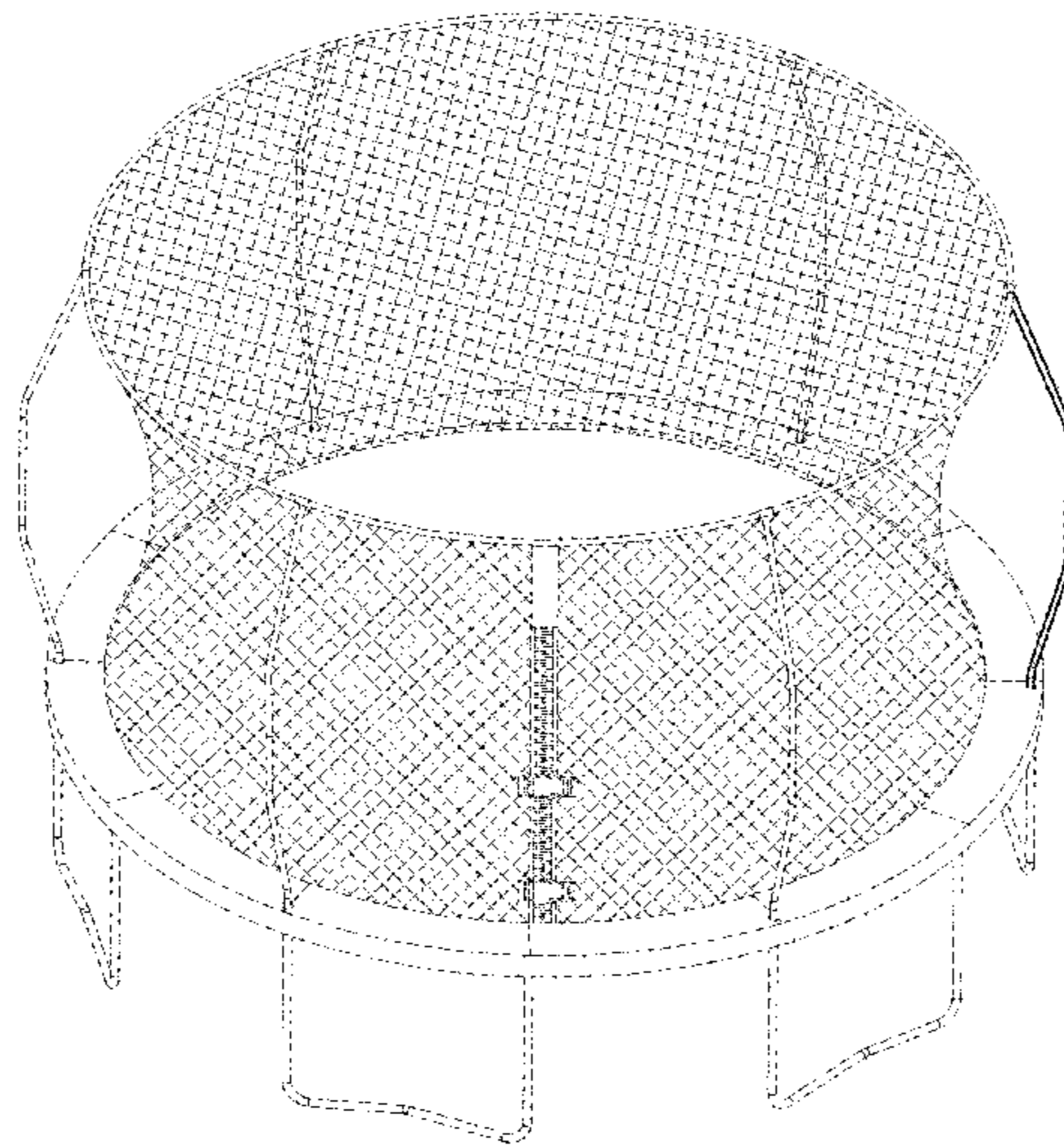
**DESCRIPTION**

FIG. 1 is a perspective view of a trampoline showing my new design;  
FIG. 2 is a front elevational view thereof;  
FIG. 3 is a rear elevational view thereof;  
FIG. 4 is a left side elevational view thereof;  
FIG. 5 is a right side elevational view thereof;  
FIG. 6 is a top plan view thereof; and,  
FIG. 7 is a bottom plan view thereof.  
The broken lines are for the purpose of illustrating portions of the trampoline which form no part of the claimed design.

**1 Claim, 6 Drawing Sheets**

(56) **References Cited**  
U.S. PATENT DOCUMENTS

3,503,645 A \* 3/1970 Huddy ..... H01F 7/0257 294/65.5  
3,504,414 A \* 4/1970 Breen ..... B29D 30/66 29/235  
D464,392 S \* 10/2002 Choi ..... D21/839  
D473,323 S \* 4/2003 Eide ..... D25/61



(56)

**References Cited**

## U.S. PATENT DOCUMENTS

D576,229	S	9/2008	VanElverdinghe	
D620,085	S *	7/2010	Okada .....	D23/266
7,850,575	B1 *	12/2010	Hsiang .....	A63B 71/022
				482/27
7,883,446	B2 *	2/2011	Lovley, II .....	A63B 5/11
				482/27
D664,228	S *	7/2012	Hsiang .....	D21/797
9,084,908	B1 *	7/2015	Chen .....	A63B 5/11
D785,117	S *	4/2017	Chen .....	D21/797
9,682,264	B1 *	6/2017	Chen .....	A63B 5/11
2008/0269020	A1 *	10/2008	Alexander .....	A63B 5/11
				482/29
2008/0269021	A1 *	10/2008	Publicover .....	A63B 5/11
				482/29
2012/0077642	A1 *	3/2012	Chen .....	A63B 5/11
				482/27
2012/0289379	A1 *	11/2012	Stokes .....	A63B 5/11
				482/27
2014/0066260	A1 *	3/2014	Liu .....	A63B 5/11
				482/27
2014/0228176	A1 *	8/2014	Miller .....	A63B 5/11
				482/27
2014/0248997	A1 *	9/2014	Miller .....	A63B 5/11
				482/29
2016/0121153	A1 *	5/2016	Liu .....	A63B 5/11
				482/27
2016/0121154	A1 *	5/2016	Liu .....	A63B 5/11
				482/29
2017/0173376	A1 *	6/2017	Miller .....	A63B 5/11
2017/0173437	A1 *	6/2017	Chen .....	A63B 71/022
2017/0239503	A1 *	8/2017	Goldwitz .....	A63B 5/11

\* cited by examiner

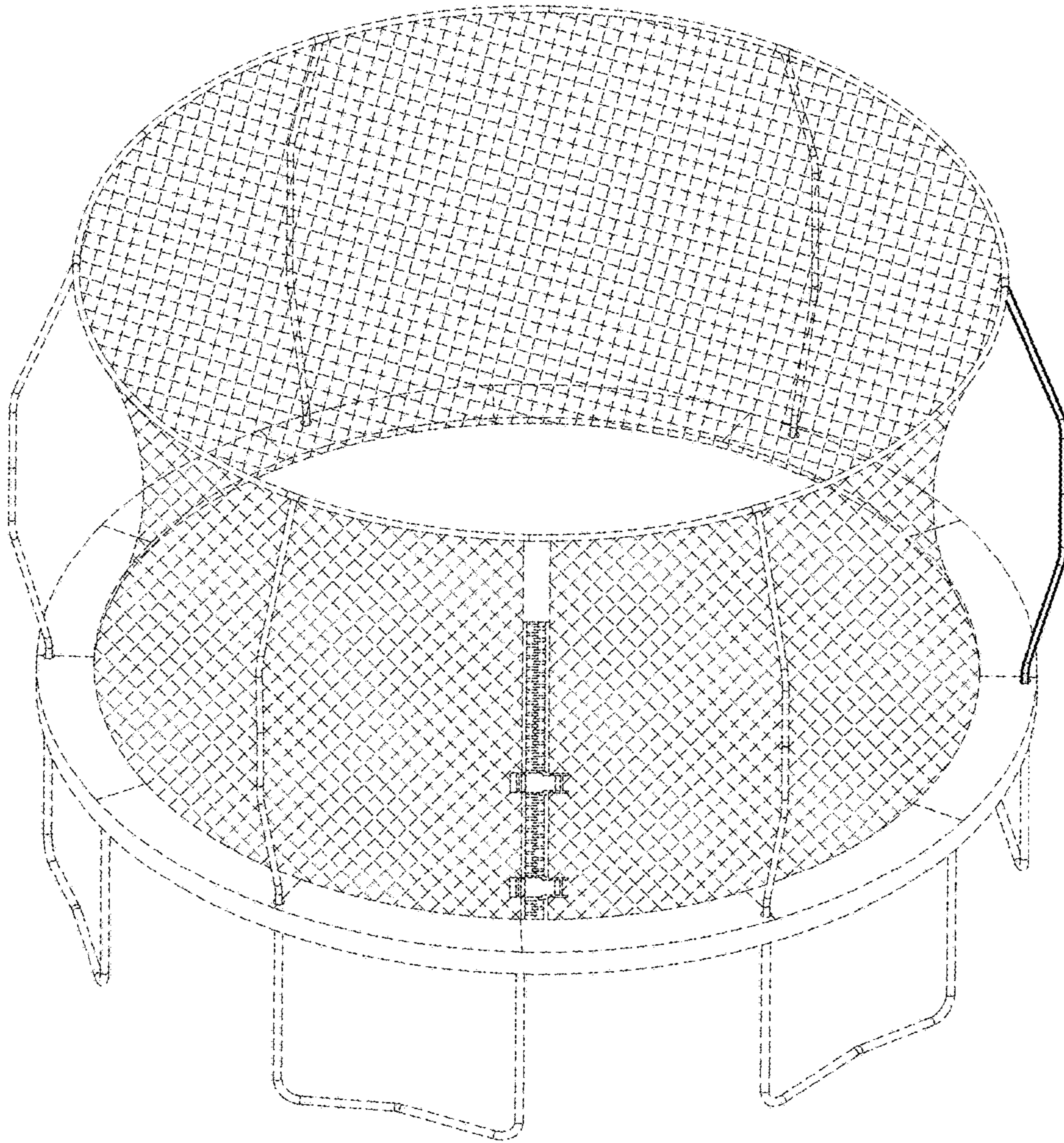


Fig. 1

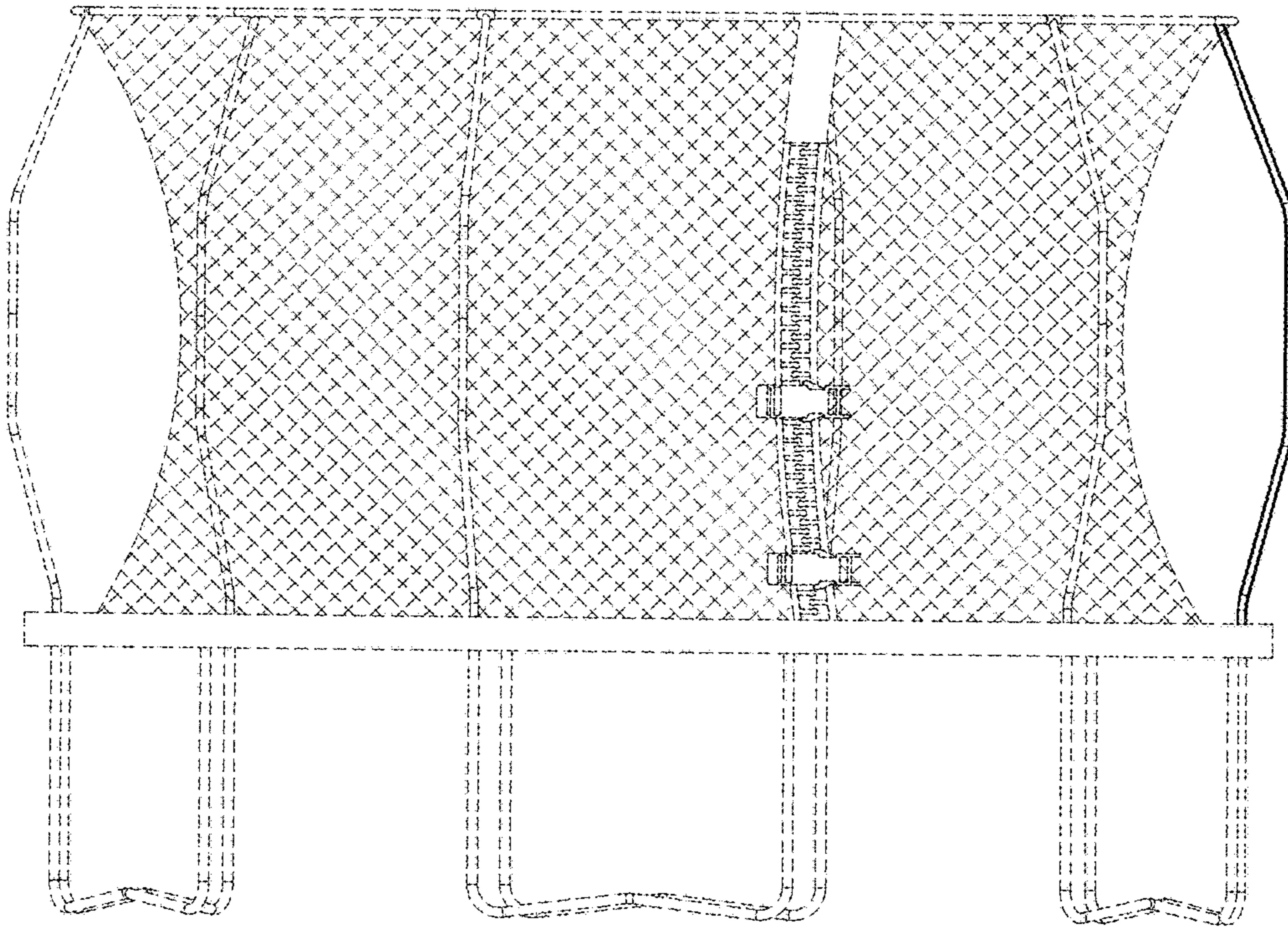


Fig. 2

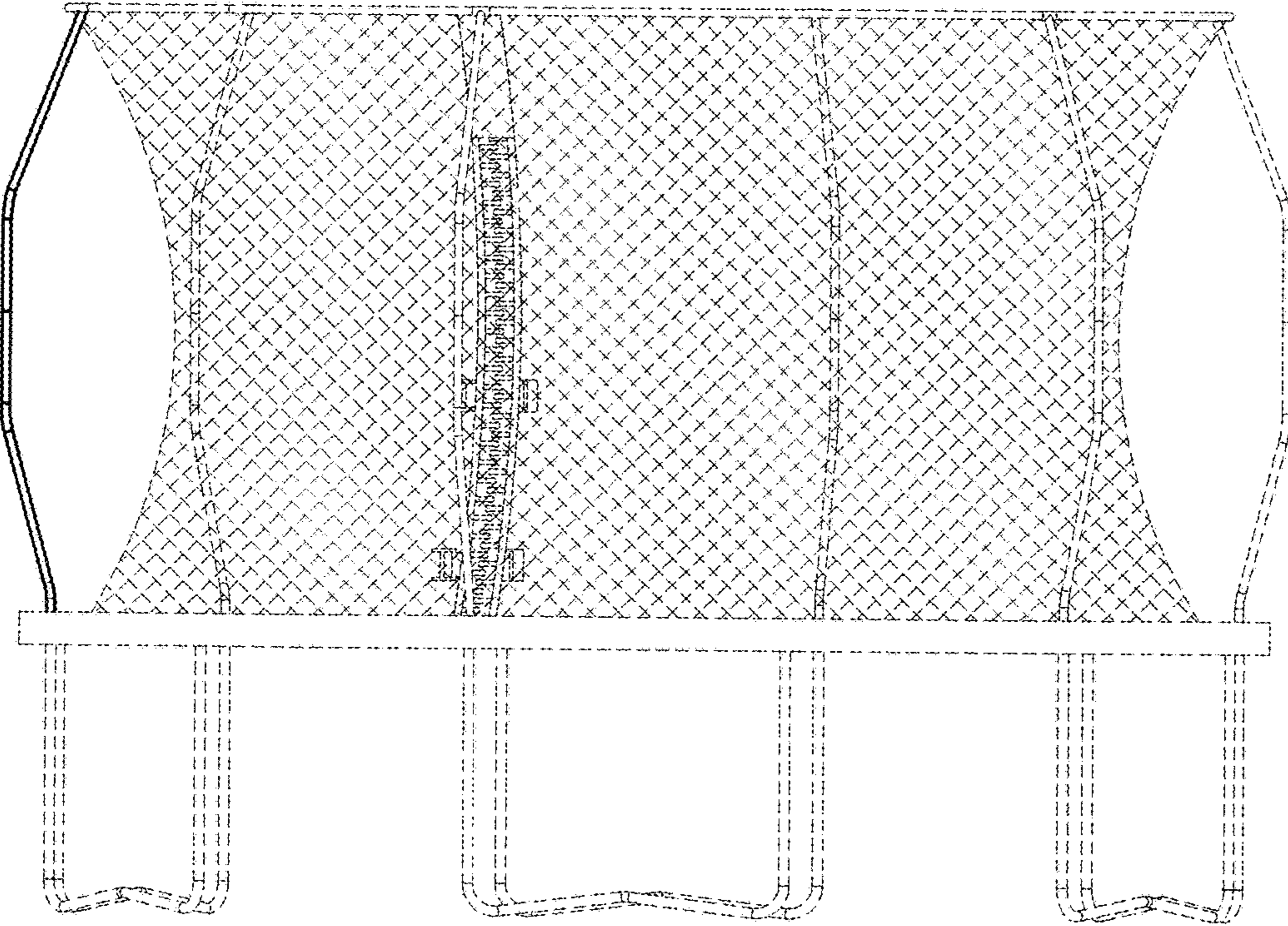


Fig. 3

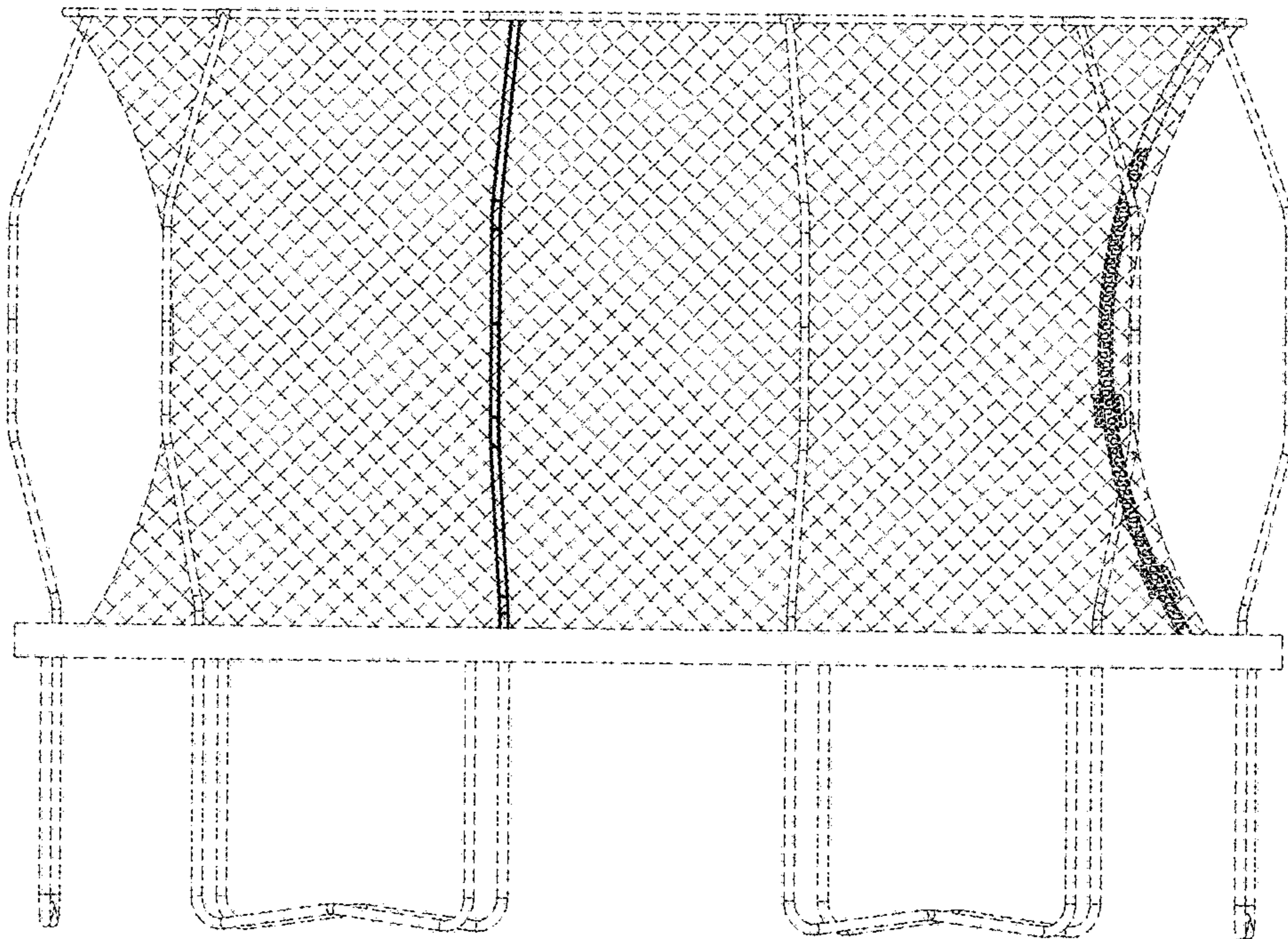


Fig. 4

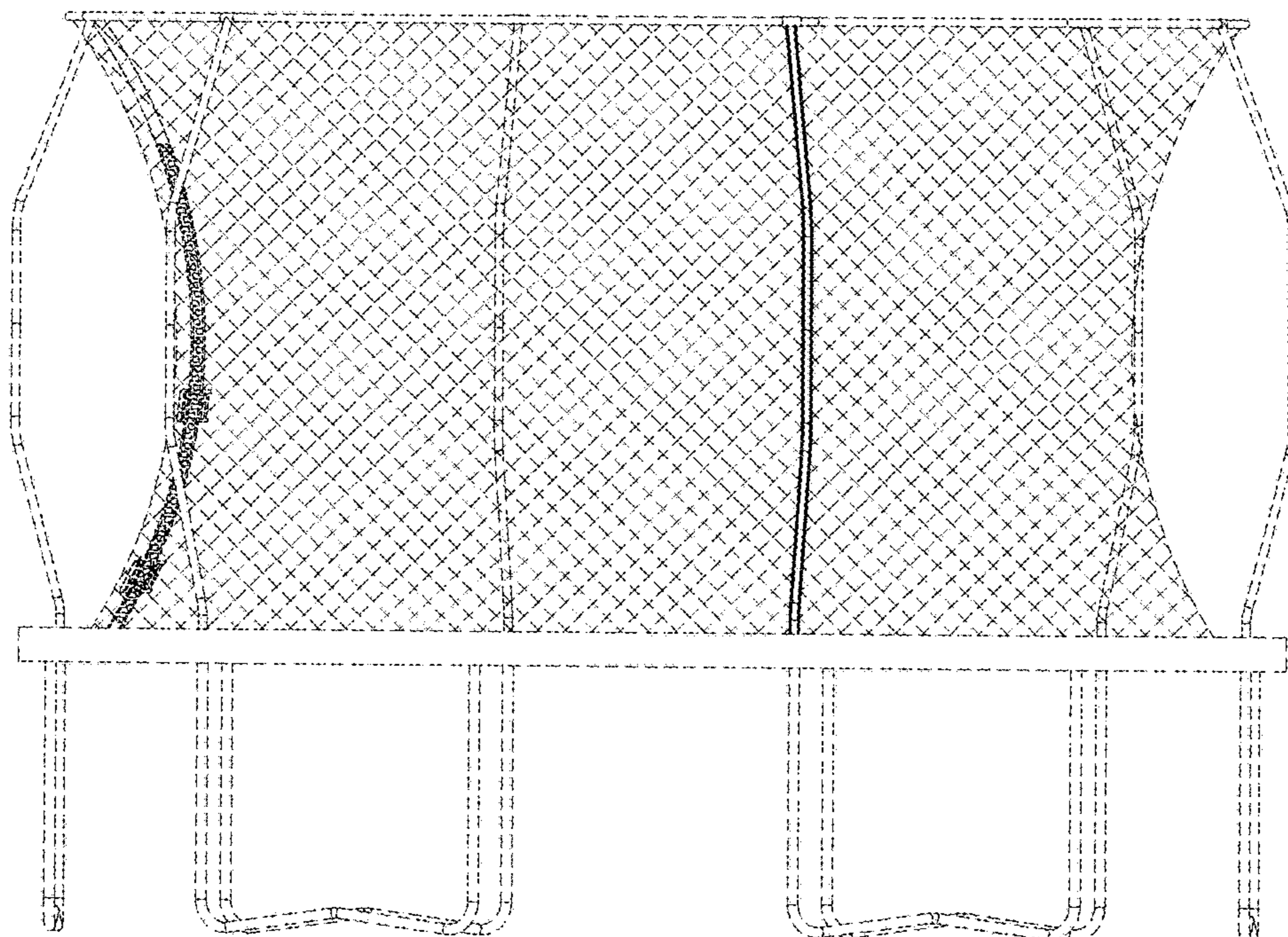


Fig. 5

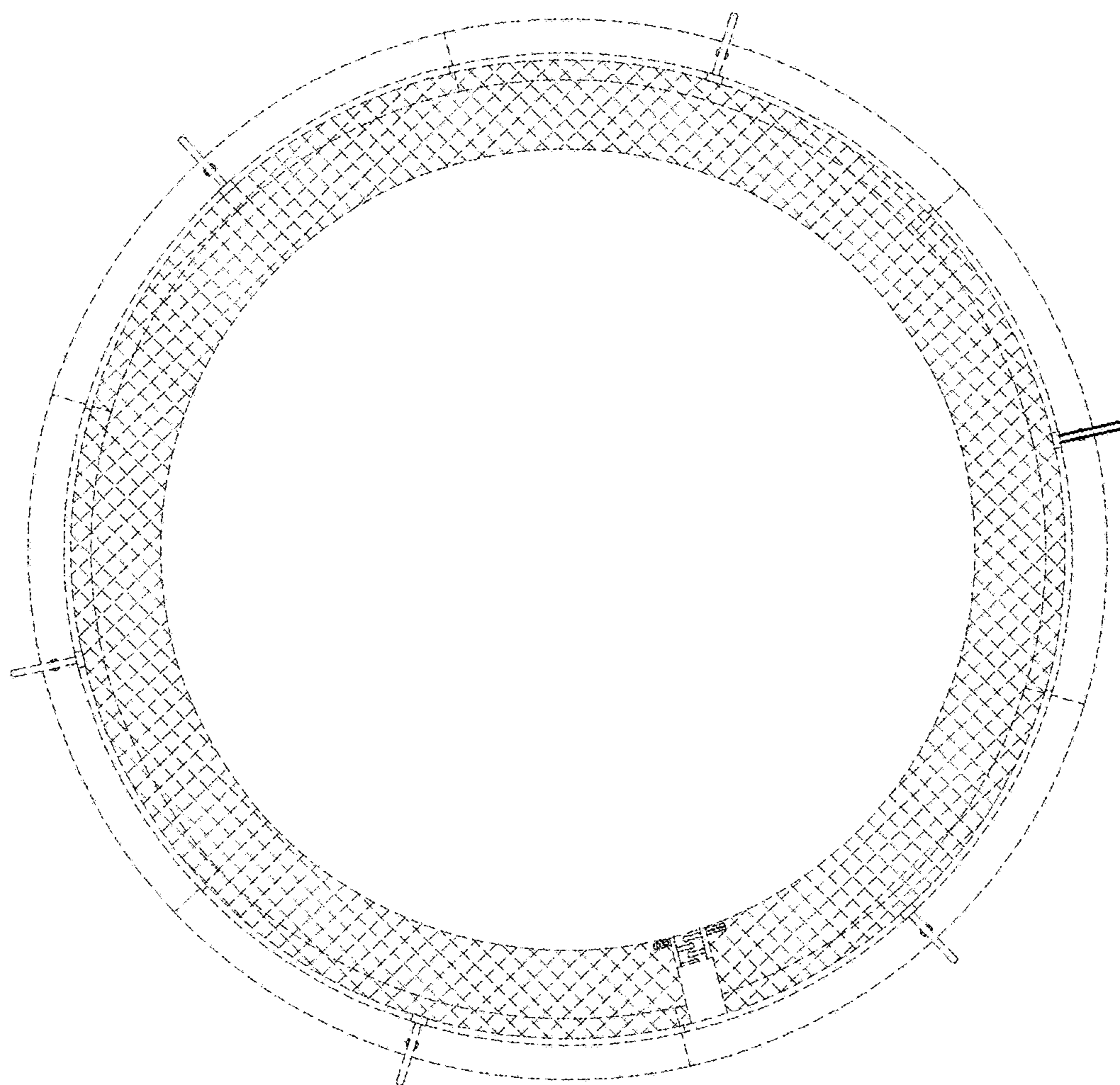


Fig. 6