



US00D817429S

(12) **United States Design Patent**  
**Adkisson**

(10) **Patent No.:** **US D817,429 S**

(45) **Date of Patent:** **\*\* May 8, 2018**

(54) **FOOTBALL TACKLE DUMMY**

19/04; A63B 43/002; A63B 43/02; A63B  
2043/001; A63B 65/10

See application file for complete search history.

(71) Applicant: **Safe Tackle LLC**, Walnut Shade, MO  
(US)

(56) **References Cited**

(72) Inventor: **Jeff Adkisson**, Walnut Shade, MO (US)

U.S. PATENT DOCUMENTS

(73) Assignee: **Safe Tackle LLC**, Walnut Shade, MO  
(US)

1,244,735	A *	10/1917	Hinricks	.....	A63B 19/02 105/330
1,356,052	A *	10/1920	Duchesne	.....	B26L 5/14 192/217.6
3,276,820	A *	10/1966	Ditson	.....	E01C 23/124 175/414
3,567,221	A *	3/1971	Stults	.....	A63F 9/26 177/197
3,986,302	A *	10/1976	Biardi	.....	B24B 45/00 451/342
3,999,755	A *	12/1976	Shealy, Jr.	.....	A63B 69/345 473/440
4,919,374	A *	4/1990	Julian	.....	B65F 1/06 220/495.11

(\*\*) Term: **15 Years**

(21) Appl. No.: **29/569,680**

(22) Filed: **Jun. 29, 2016**

(51) **LOC (11) Cl.** ..... **21-02**

(52) **U.S. Cl.**

USPC ..... **D21/788**; D21/698

(Continued)

(58) **Field of Classification Search**

FOREIGN PATENT DOCUMENTS

USPC ..... D21/386, 390, 471, 478, 480, 484, 488,  
D21/502, 563, 680, 698, 699, 710, 788,  
D21/803, 662, 671, 686, 688, 691, 694,  
D21/695, 791, 797, 800, 801, 804, 805,  
D21/809, 824, 302, 303, 305, 306, 387,  
D21/468, 479, 701, 702, 703, 704, 706,  
D21/707, 753, 780, 781, 789, 790, 794,  
D21/796, 798, 799.1, 814; D8/27-29, 62,  
D8/90, 397, 70, 374, 375, 394, 399;  
D29/100; D13/183; D15/135, 136, 137,  
D15/138, 139, 140, 143, 124, 126;  
D19/135, 187, 189, 202, 203, 59, 62;  
D6/601; 415/415-504

CN	3551212	*	8/2006
GB	4014754	*	6/2010

(Continued)

CPC ..... A63B 69/34; A63B 69/345; A63B 69/002;  
A63B 2243/0066; A63B 2243/007; A63B  
63/00; A63B 63/004; A63B 63/008; A63B  
63/06; A63B 19/00; A63B 19/02; A63B

*Primary Examiner* — Catherine A Tuttle  
(74) *Attorney, Agent, or Firm* — Lathrop Gage L.L.P.

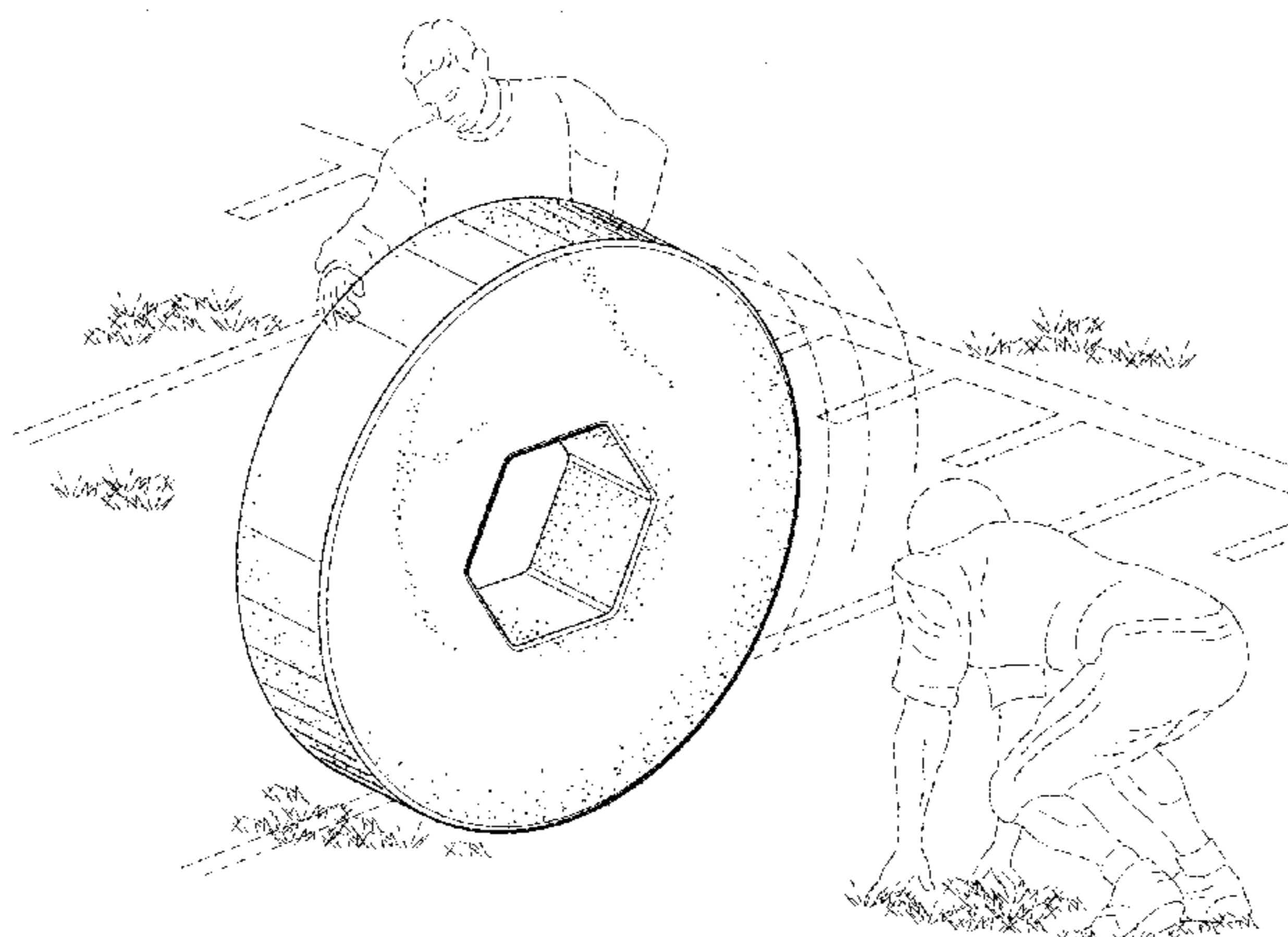
(57) **CLAIM**

An ornamental design for a football tackle dummy, as shown and described.

**DESCRIPTION**

FIG. 1 is a perspective view of the football tackle dummy, showing my new design in use;  
FIG. 2 is a separate perspective view thereof;  
FIG. 3 is a side view, the opposite side being a mirror image thereof; and,  
FIG. 4 is an end view, with all end views being the same.

(Continued)



The broken lines showing the users and environmental detail in FIG. 1 are for illustrative purposes only and form no part of the claimed design.

**1 Claim, 4 Drawing Sheets**

(56)

**References Cited**

U.S. PATENT DOCUMENTS

5,009,414 A \* 4/1991 Bass ..... A63B 69/345  
128/869  
D335,164 S \* 4/1993 Lee ..... D21/424  
5,785,630 A \* 7/1998 Bobick ..... A63B 22/16  
482/1  
6,637,720 B2 \* 10/2003 Brehm ..... F16B 1/00  
248/694

6,716,121 B1 \* 4/2004 Brown ..... A63B 69/002  
473/451  
D669,953 S \* 10/2012 Gold ..... D21/796  
D800,233 S \* 10/2017 Januszek ..... D21/662  
D802,063 S \* 11/2017 Nelson ..... D21/680  
2007/0297703 A1 \* 12/2007 Nadeau ..... A47L 15/248  
384/58  
2011/0062621 A1 \* 3/2011 Kobayashi ..... A21C 11/103  
264/163  
2012/0049096 A1 \* 3/2012 Costin ..... F16K 11/0743  
251/304  
2013/0023388 A1 \* 1/2013 English ..... A63B 69/002  
482/93  
2017/0128809 A1 \* 5/2017 Adkisson ..... A63B 69/345

FOREIGN PATENT DOCUMENTS

GB 6001227 \* 10/2016  
WO WO-2014083506 A1 \* 6/2014 ..... A63B 69/345

\* cited by examiner

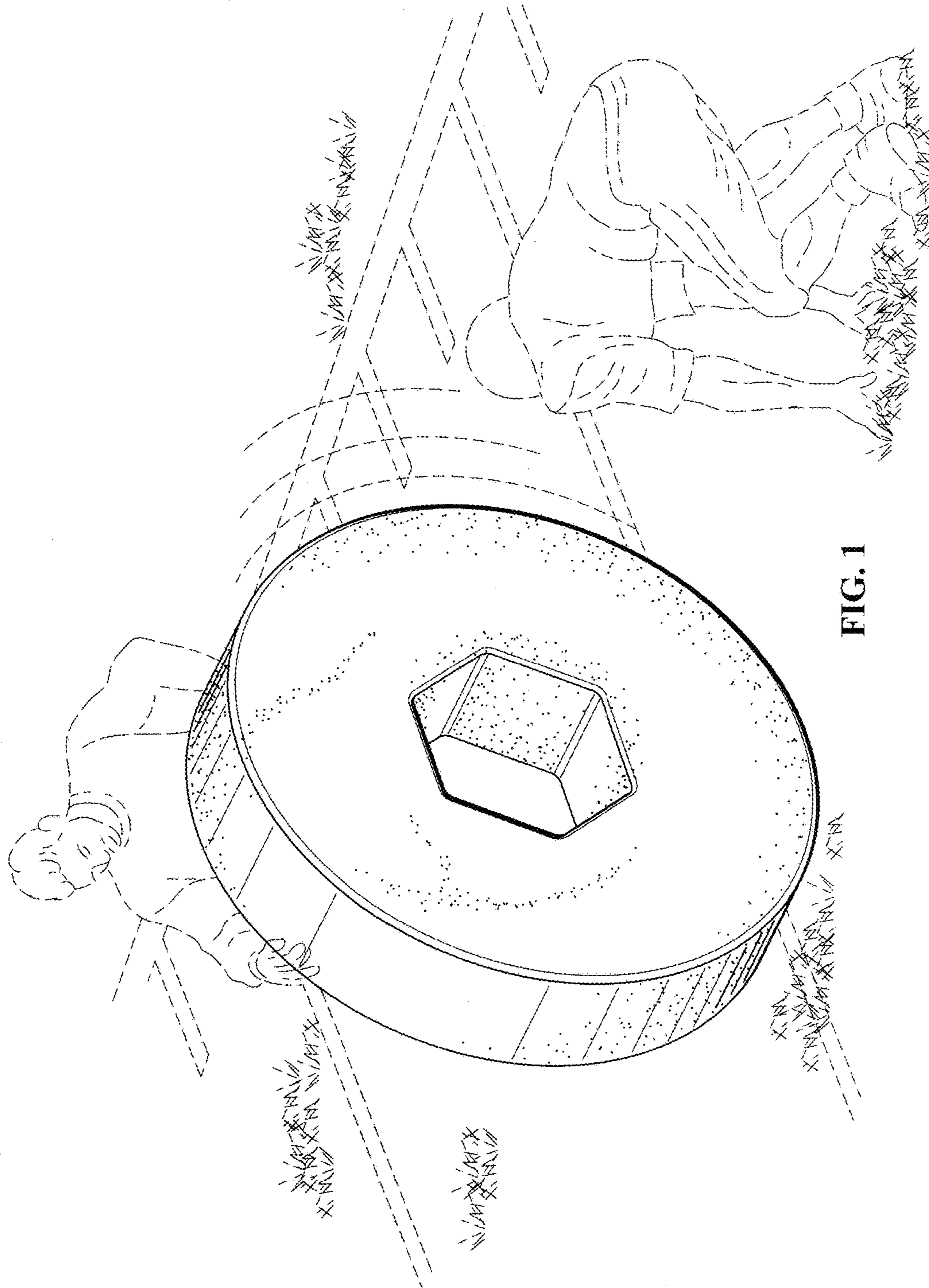


FIG. 1

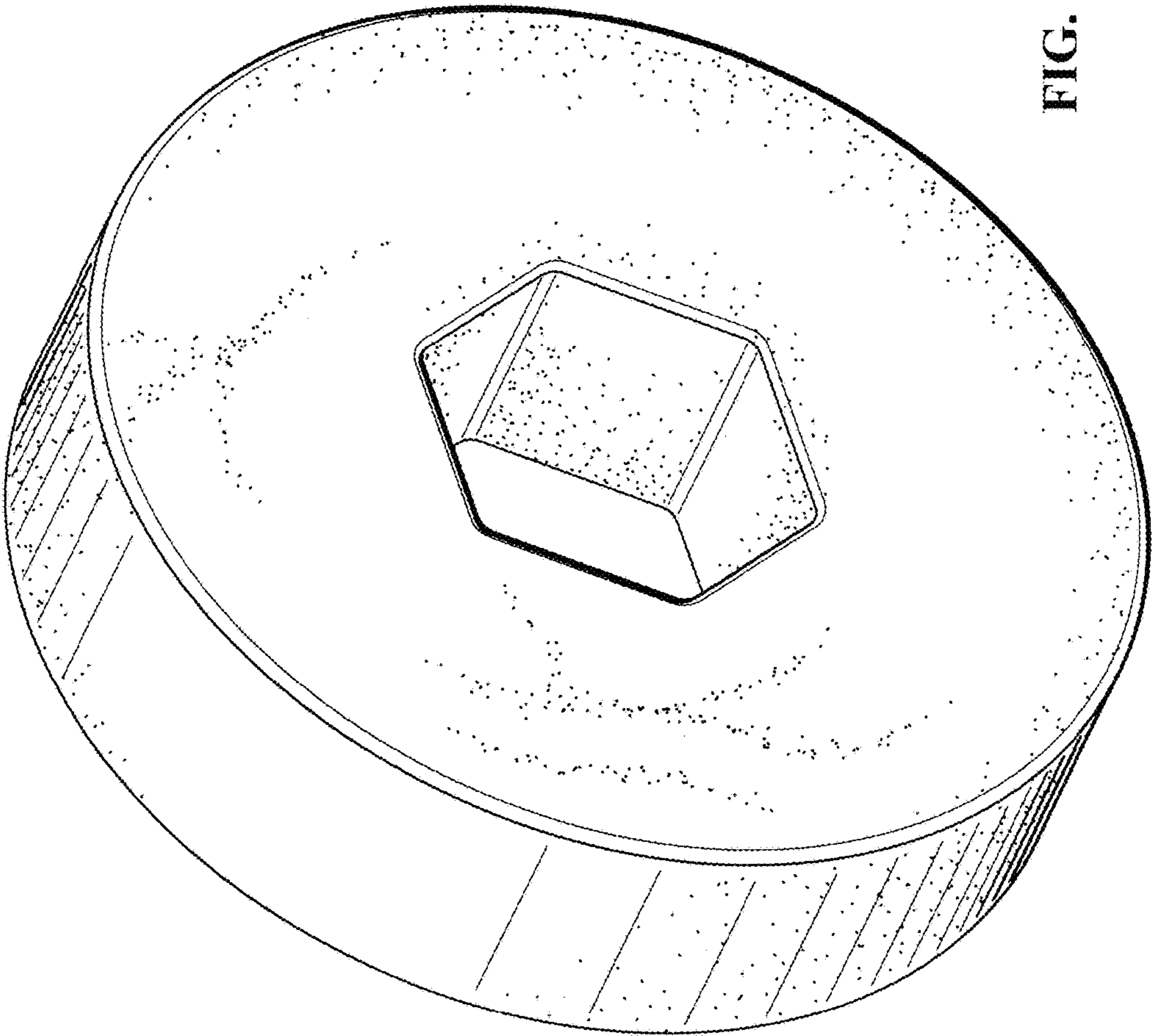


FIG. 2

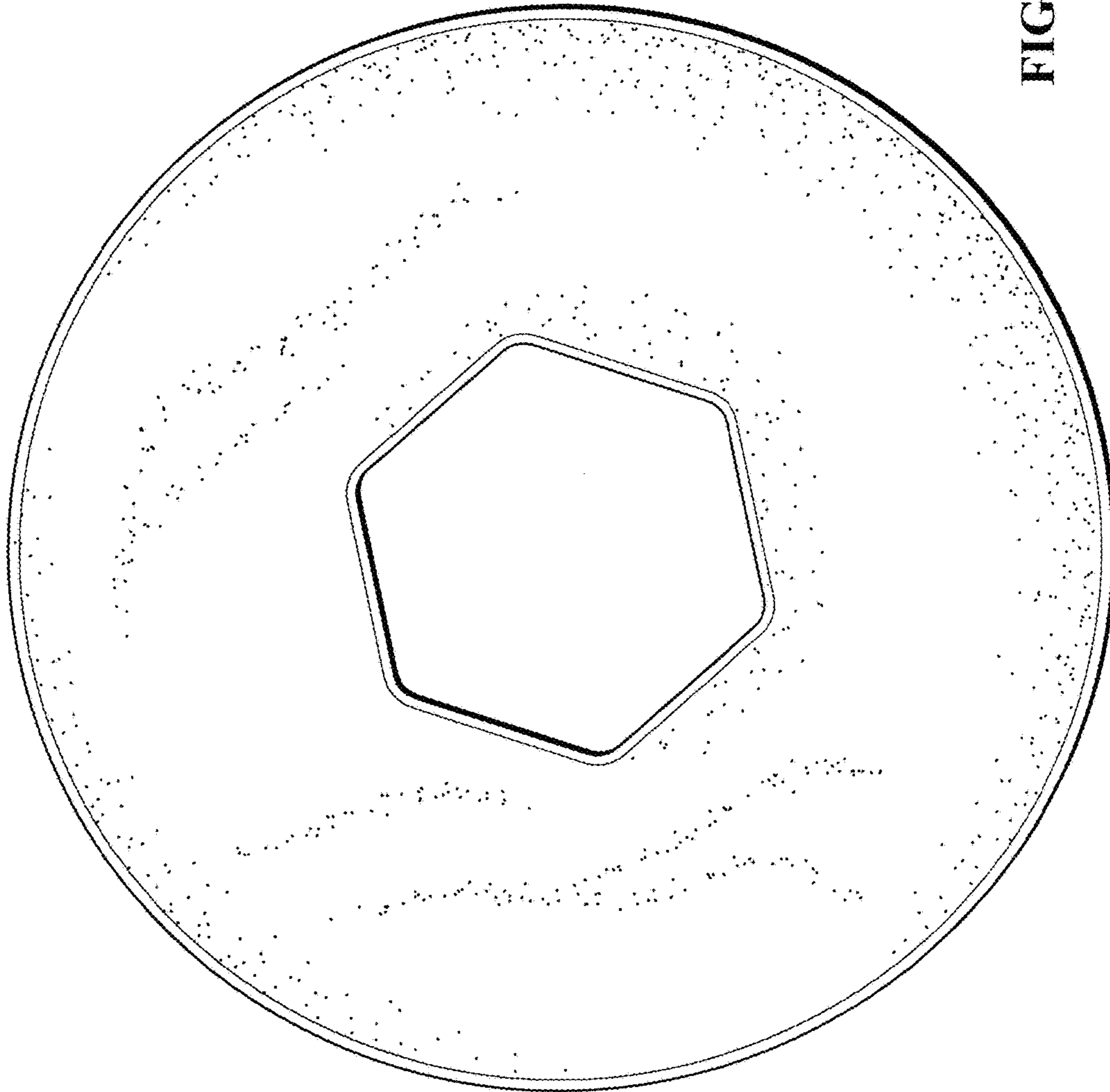


FIG. 3

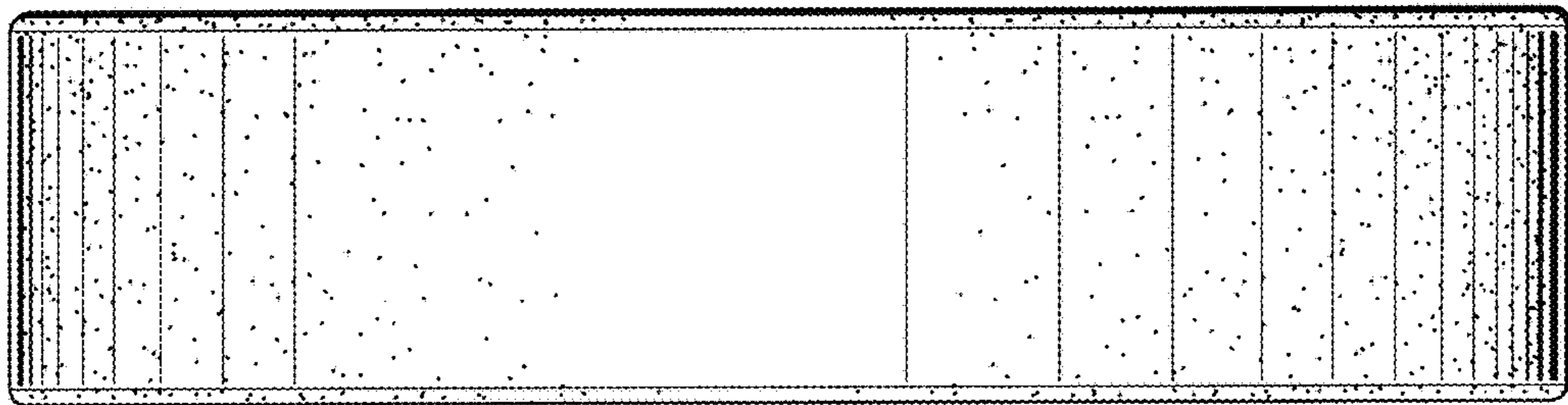


FIG. 4