



US00D817402S

(12) **United States Design Patent** (10) **Patent No.:** **US D817,402 S**  
**Casciotti et al.** (45) **Date of Patent:** **\*\* May 8, 2018**

(54) **WRITING INSTRUMENT**

(71) Applicant: **Amsterdam Printing & Litho, Inc.**,  
North Mankato, MN (US)

(72) Inventors: **David M. Casciotti**, Amsterdam, NY  
(US); **Jing P. Mahler**, Glenville, NY  
(US)

(73) Assignee: **AMSTERDAM PRINTING &  
LITHO, INC.**, North Mankato, MN  
(US)

(\*\*) Term: **15 Years**

(21) Appl. No.: **29/560,305**

(22) Filed: **Apr. 5, 2016**

(51) **LOC (11) Cl.** ..... **19-06**

(52) **U.S. Cl.**  
USPC ..... **D19/201; D19/908**

(58) **Field of Classification Search**  
USPC ..... D9/436, 446, 723; D14/411;  
D19/115-204, 81-85, 66, 70, 71  
CPC ... B43K 5/00; B43K 7/00; B43K 7/12; B43K  
8/04; B43K 8/06; B43K 19/00; B43K  
19/02; B43K 19/14; B43K 24/08  
See application file for complete search history.

(56) **References Cited**

**U.S. PATENT DOCUMENTS**

D292,007 S *	9/1987	Ambasz	.....	D19/176
D319,844 S *	9/1991	Grotsch	.....	D19/167
D330,389 S *	10/1992	Katami	.....	D19/195
D414,202 S *	9/1999	Pellissa Beneyto	.....	D19/171
D459,757 S *	7/2002	Oka	.....	D19/195
D460,114 S *	7/2002	Oka	.....	D19/195
D460,486 S *	7/2002	Oka	.....	D19/195
D498,791 S *	11/2004	Morrow	.....	D19/197

D499,142 S *	11/2004	Morrow	.....	D19/172
D508,717 S	8/2005	Anand		
D536,033 S *	1/2007	Lecce	.....	D19/171
D538,853 S	3/2007	Losel		
D548,788 S *	8/2007	Anand	.....	D19/172
D562,895 S *	2/2008	Shibata	.....	D19/172
D566,763 S *	4/2008	Kowalczyk	.....	D19/172
D584,356 S *	1/2009	Shimizu	.....	D19/195
D602,528 S *	10/2009	Takanashi	.....	D19/195
D608,392 S *	1/2010	Shibata	.....	D19/167
D648,388 S	11/2011	Casciotti et al.		
D648,789 S *	11/2011	Shibata	.....	D19/172
D650,857 S	12/2011	Lira-Nunez et al.		
D650,859 S	12/2011	Lira-Nunez et al.		
D652,080 S *	1/2012	Shibata	.....	D19/172
D664,197 S	7/2012	Casciotti et al.		
D771,190 S *	11/2016	Laemle	.....	D19/197

\* cited by examiner

*Primary Examiner* — Elizabeth Albert

(74) *Attorney, Agent, or Firm* — Dicke, Billig & Czaja,  
PLLC


(57) **CLAIM**


We claim the ornamental design for a writing instrument, as shown and described.

**DESCRIPTION**


FIG. 1 is a perspective view of a writing instrument showing our new design;  
FIG. 2 is a front view of FIG. 1;  
FIG. 3 is a back view of FIG. 1;  
FIG. 4 is a left side view of FIG. 1, the right side view being a mirror image of the left side view;  
FIG. 5 is an enlarged top view of FIG. 1; and,  
FIG. 6 is an enlarged bottom view of FIG. 1.  
The broken lines in the drawings of FIGS. 1-6 are included for the purpose of showing portions that form no part of the claimed design.

**1 Claim, 4 Drawing Sheets**






**Fig. 1**



**Fig. 2**



**Fig. 3**


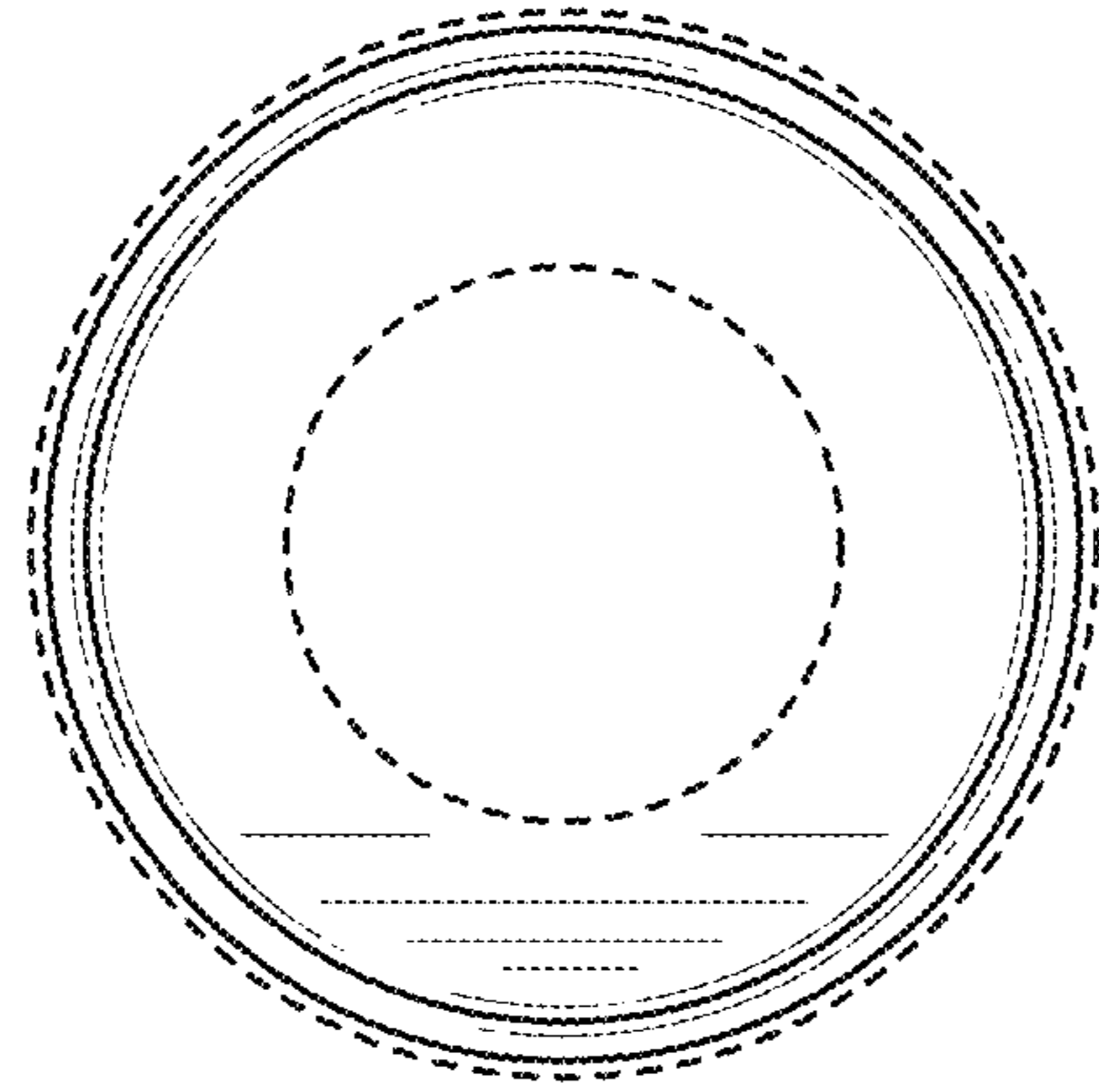
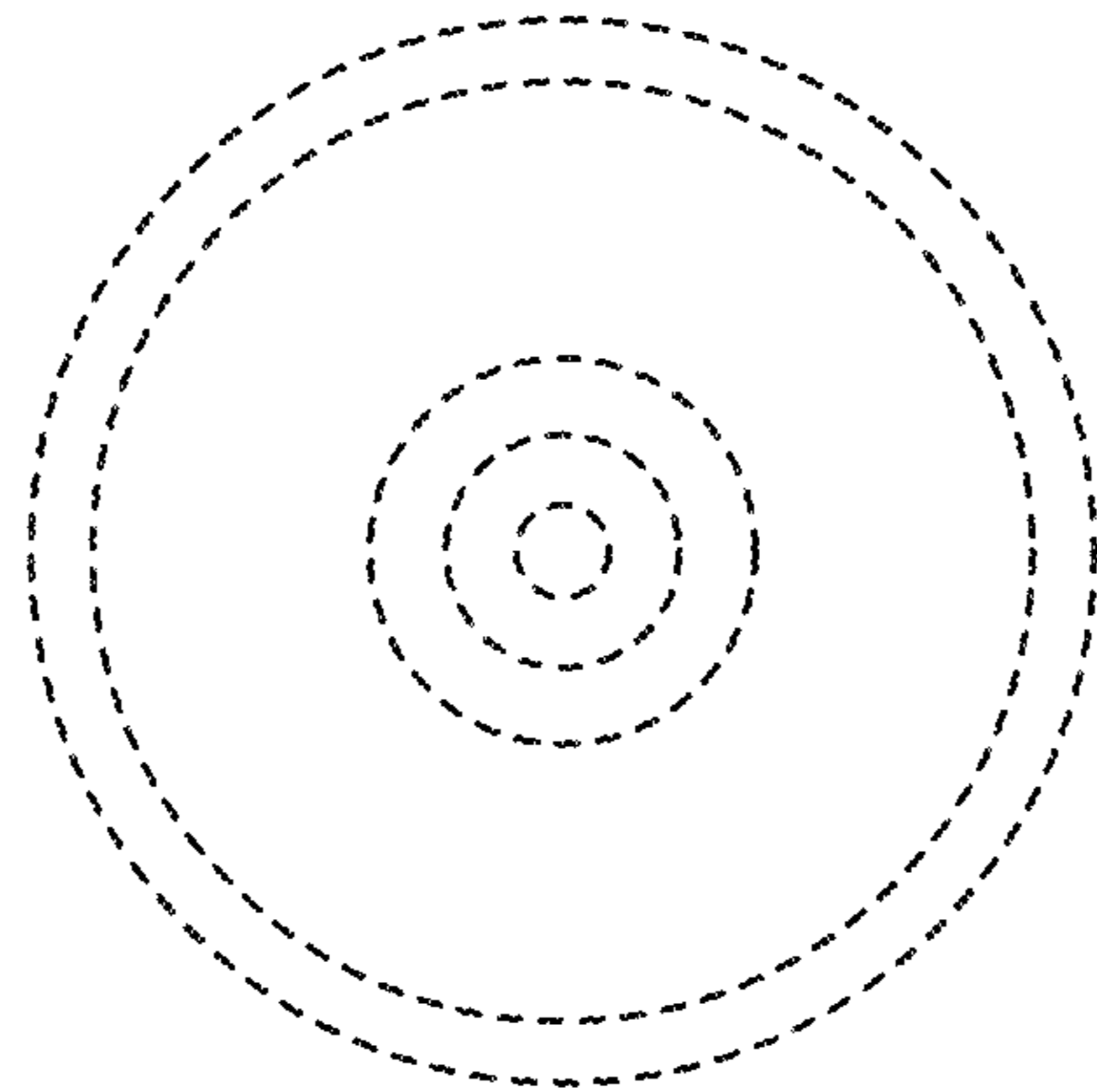


Fig. 4



**Fig. 5**



**Fig. 6**