



US00D817395S

(12) **United States Design Patent** (10) **Patent No.:** **US D817,395 S**
Turner et al. (45) **Date of Patent:** **** May 8, 2018**

(54) **NOTE DISPENSER**

(71) Applicant: **3M INNOVATIVE PROPERTIES COMPANY**, St. Paul, MN (US)

(72) Inventors: **Traxton J. Turner**, Maplewood, MN (US); **Yin C. Quintero**, St. Paul, MN (US); **Gerald E. Mueller**, Eagan, MN (US); **Matt R. Branscomb**, Lakeville, MN (US); **Jennifer L. Lindberg**, Willernie, MN (US); **Jason S. Lind**, Woodbury, MN (US); **Mary L. Brown**, Roseville, MN (US); **Daniel A. Streng**, Elmwood Park, IL (US); **David Yoon**, Chicago, IL (US); **RichardLouie A. Reyes**, Chicago, IL (US); **Mark D. Weiser**, Chicago, IL (US)

(73) Assignee: **3M INNOVATIVE PROPERTIES COMPANY**, St. Paul, MN (US)

(**) Term: **15 Years**

(21) Appl. No.: **29/566,038**

(22) Filed: **May 26, 2016**

(51) **LOC (11) Cl.** **19-02**

(52) **U.S. Cl.**
USPC **D19/91**

(58) **Field of Classification Search**
USPC D6/512-514, 552-553, 566, 567, 570, D6/598, 651.1, 675, 675.4, 683, 683.1, D6/705; D9/432, 608; D19/26-31, 75, D19/77, 85-92; D3/304; D21/600, 604
CPC A47B 63/00; A47B 23/044; A47B 47/02; A47B 55/00; A47B 55/02; A47B 87/007; A47B 87/02; B42F 7/145; B42F 17/12
See application file for complete search history.

(56) **References Cited**

U.S. PATENT DOCUMENTS

D292,012 S * 9/1987 Thomson D19/59
D314,107 S * 1/1991 Lewis D6/518

D370,678 S * 6/1996 Yau D14/194
D386,675 S * 11/1997 Tolpin D1/107
D390,055 S * 2/1998 Abrigo D21/604
D396,315 S * 7/1998 Hamerman D21/604
D408,675 S * 4/1999 Lewis D21/604
D489,099 S * 4/2004 Ogg D21/604
D521,785 S * 5/2006 Nida D6/521
D543,065 S * 5/2007 Kent D6/598
D583,045 S * 12/2008 Leal D24/110
D631,786 S * 2/2011 Palmer D11/158
D657,365 S * 4/2012 Sung D14/480.2
D667,650 S * 9/2012 Roizin D6/406.3
D682,365 S * 5/2013 Perez D21/604
D689,136 S * 9/2013 Crutchley D19/86
D689,547 S * 9/2013 Bayer D19/86

(Continued)

Primary Examiner — Elizabeth A Albert

(74) *Attorney, Agent, or Firm* — Irina Hass

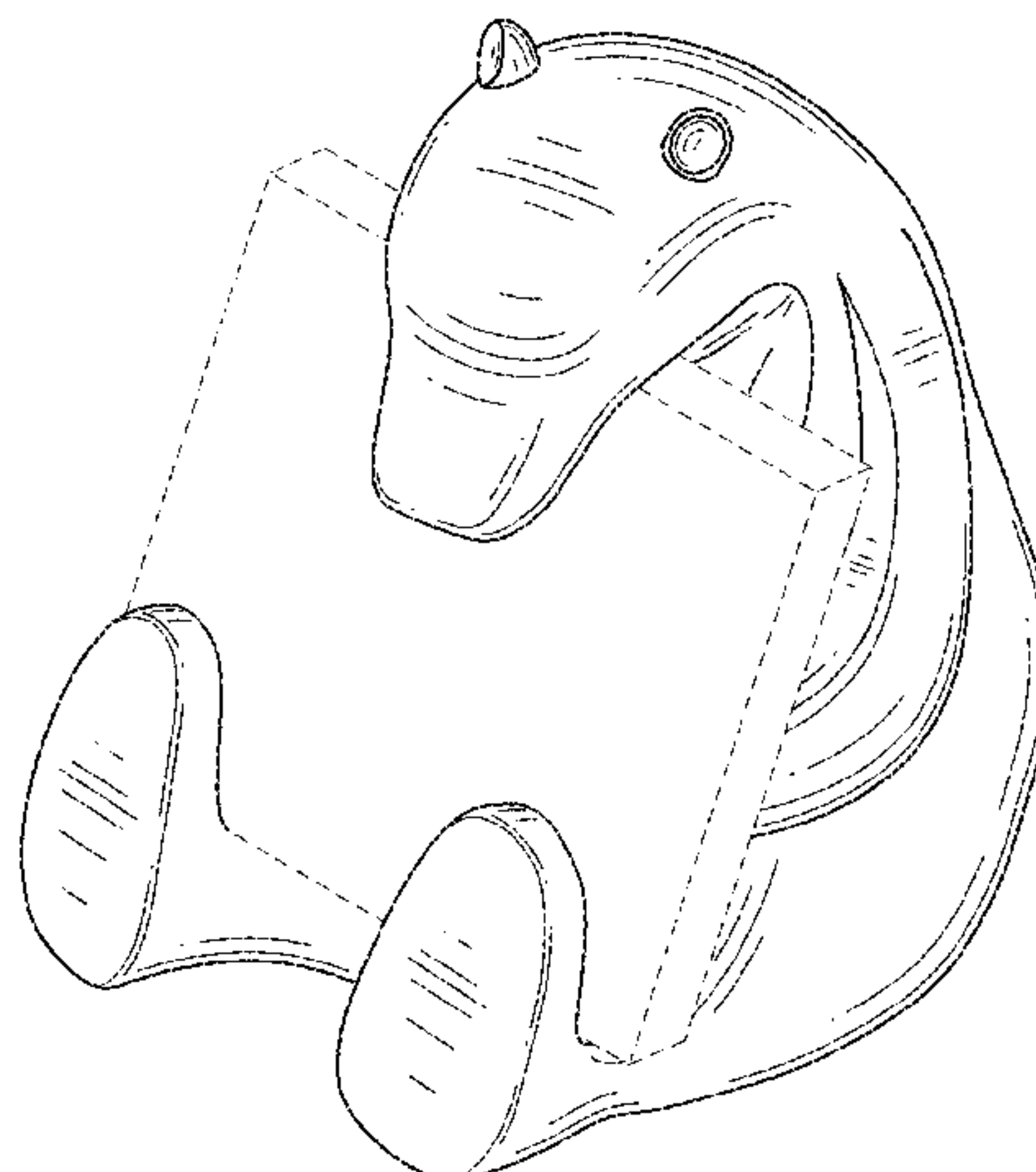
(57) **CLAIM**

The ornamental design for a note dispenser, as shown and described.

DESCRIPTION

FIG. 1 is a perspective view showing the new design for a note dispenser;
FIG. 2 is a front view thereof;
FIG. 3 is a left side view thereof;
FIG. 4 is a right side view thereof;
FIG. 5 is a top view thereof;
FIG. 6 is a rear view thereof;
FIG. 7 is a bottom view thereof; and,
FIG. 8 is a perspective view thereof showing the note dispenser with a note pad.
The portions of the note dispenser in FIGS. 1-5 and 8 shown in broken lines are included to show features that form no part of the claimed design.

1 Claim, 4 Drawing Sheets



(56)

References Cited

U.S. PATENT DOCUMENTS

D710,209 S * 8/2014 Flood D9/608
D793,746 S * 8/2017 Rivera D21/604

* cited by examiner

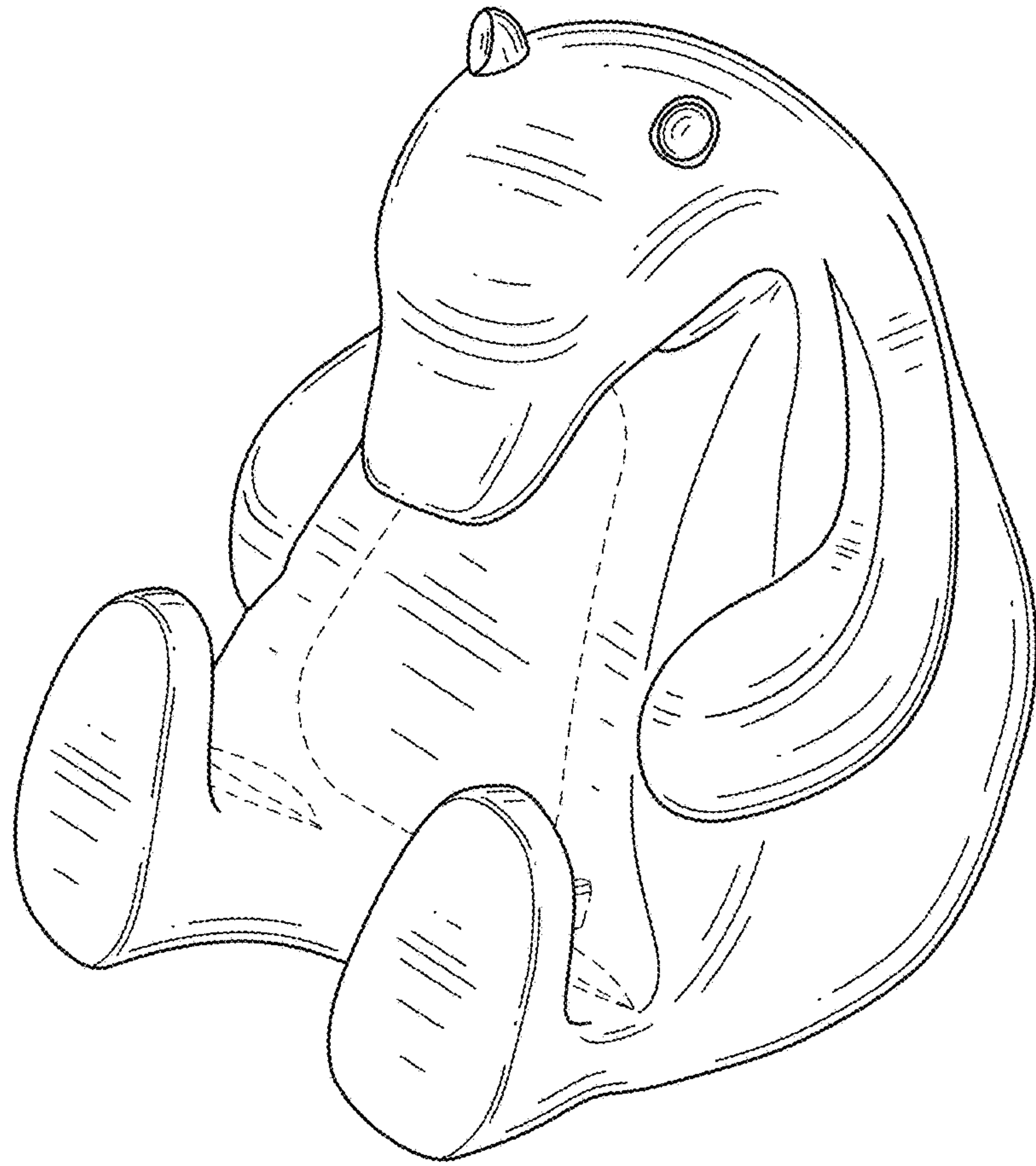


FIG. 1

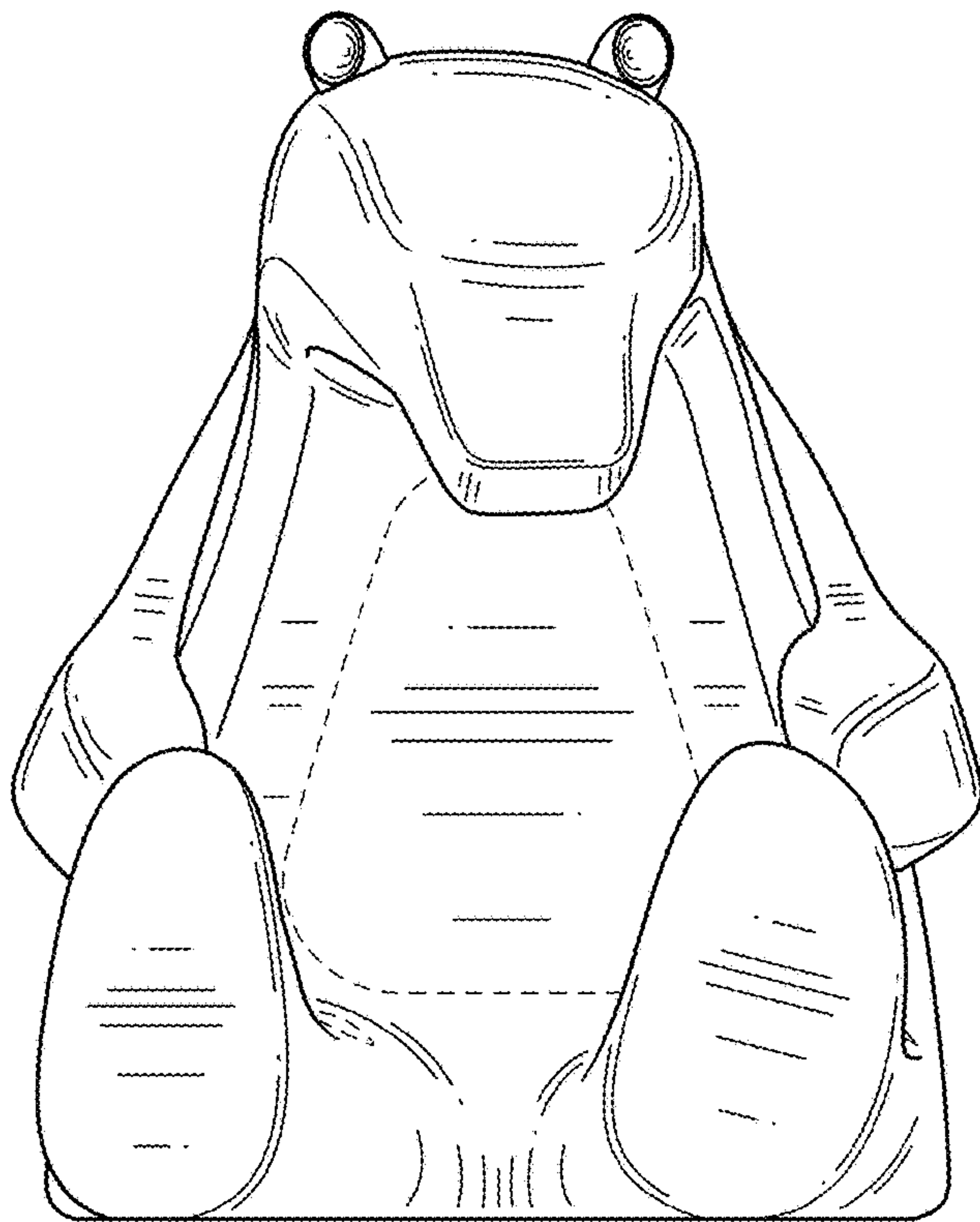


FIG. 2



FIG. 3



FIG. 4




FIG. 5

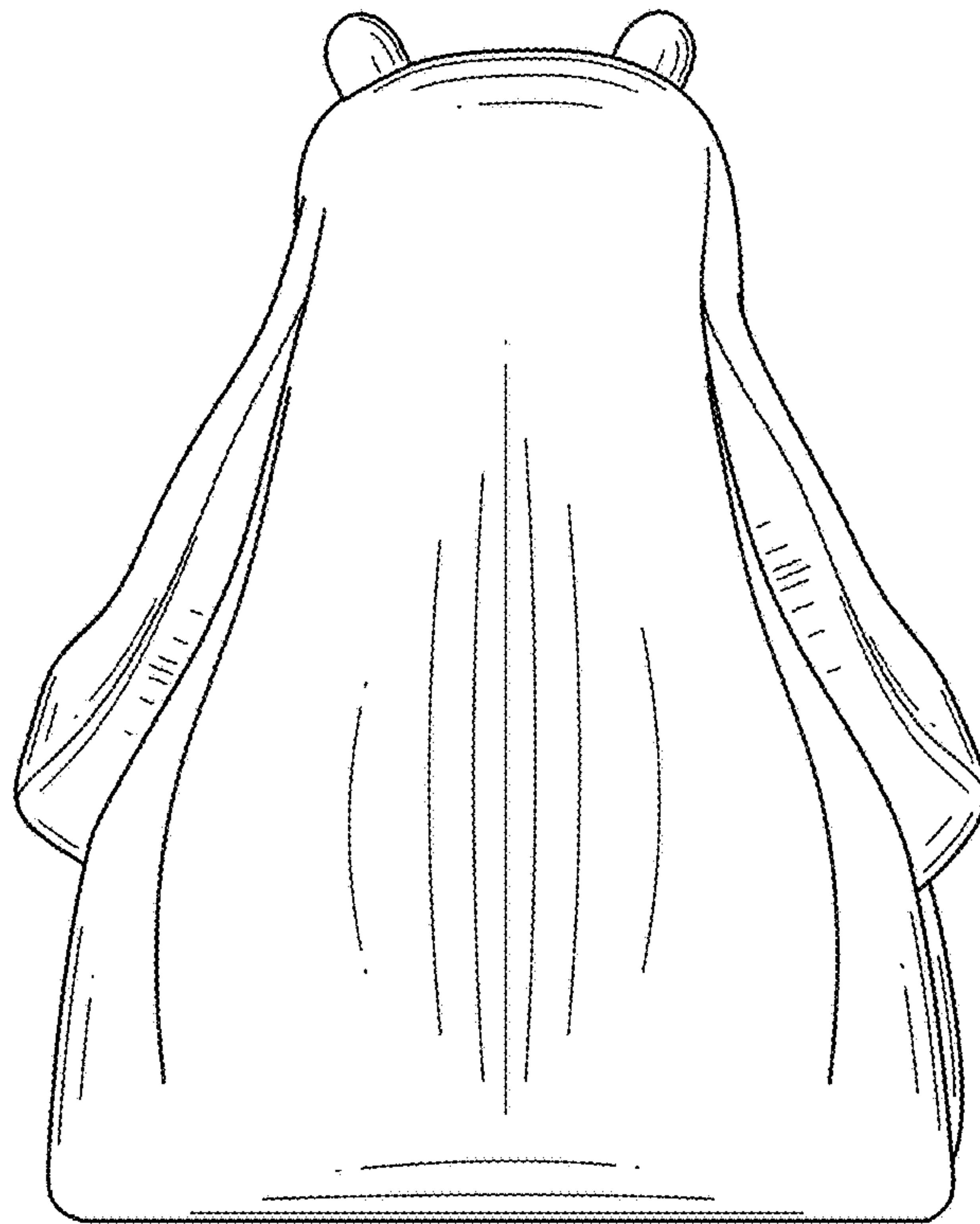


FIG. 6

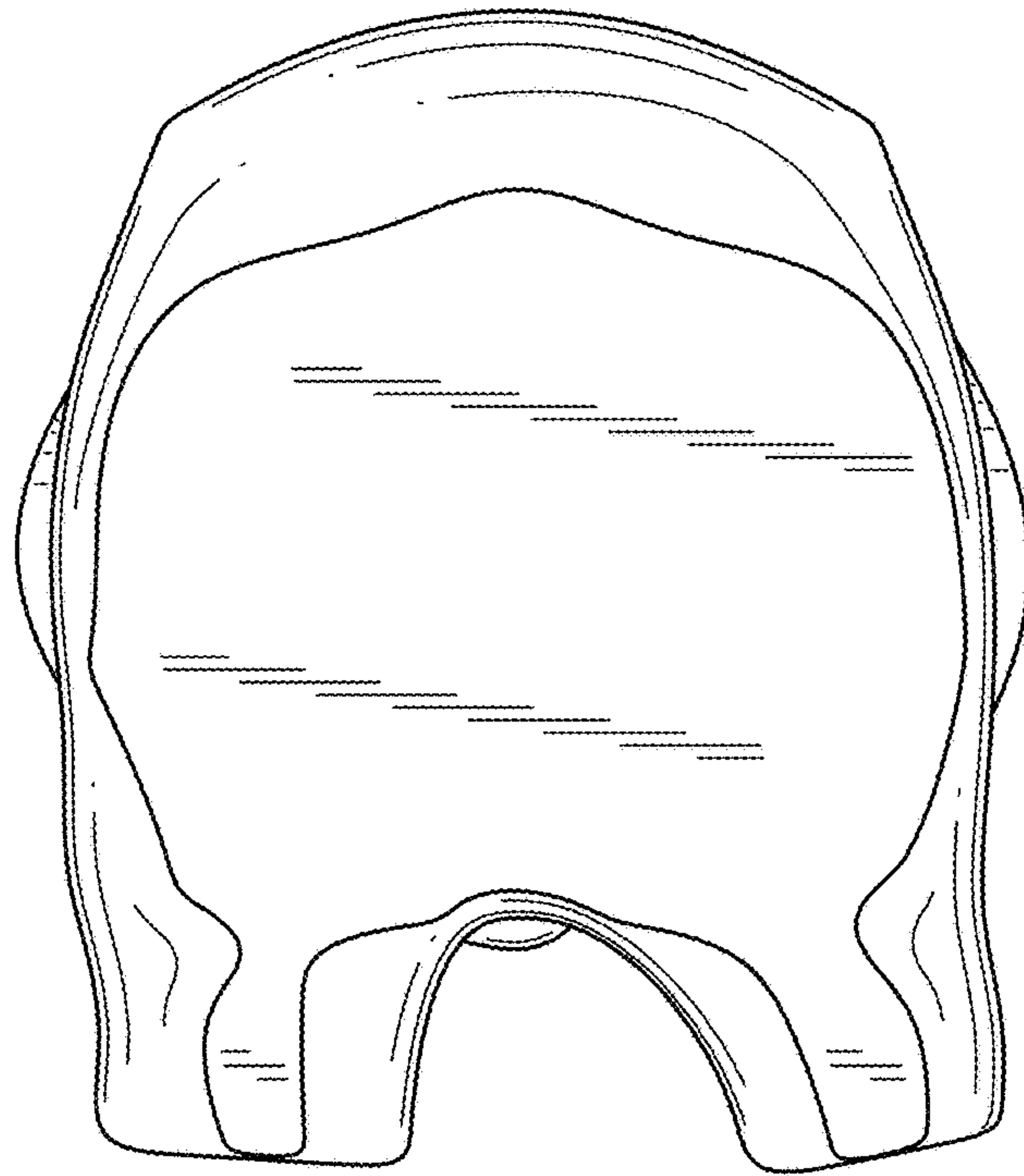


FIG. 7

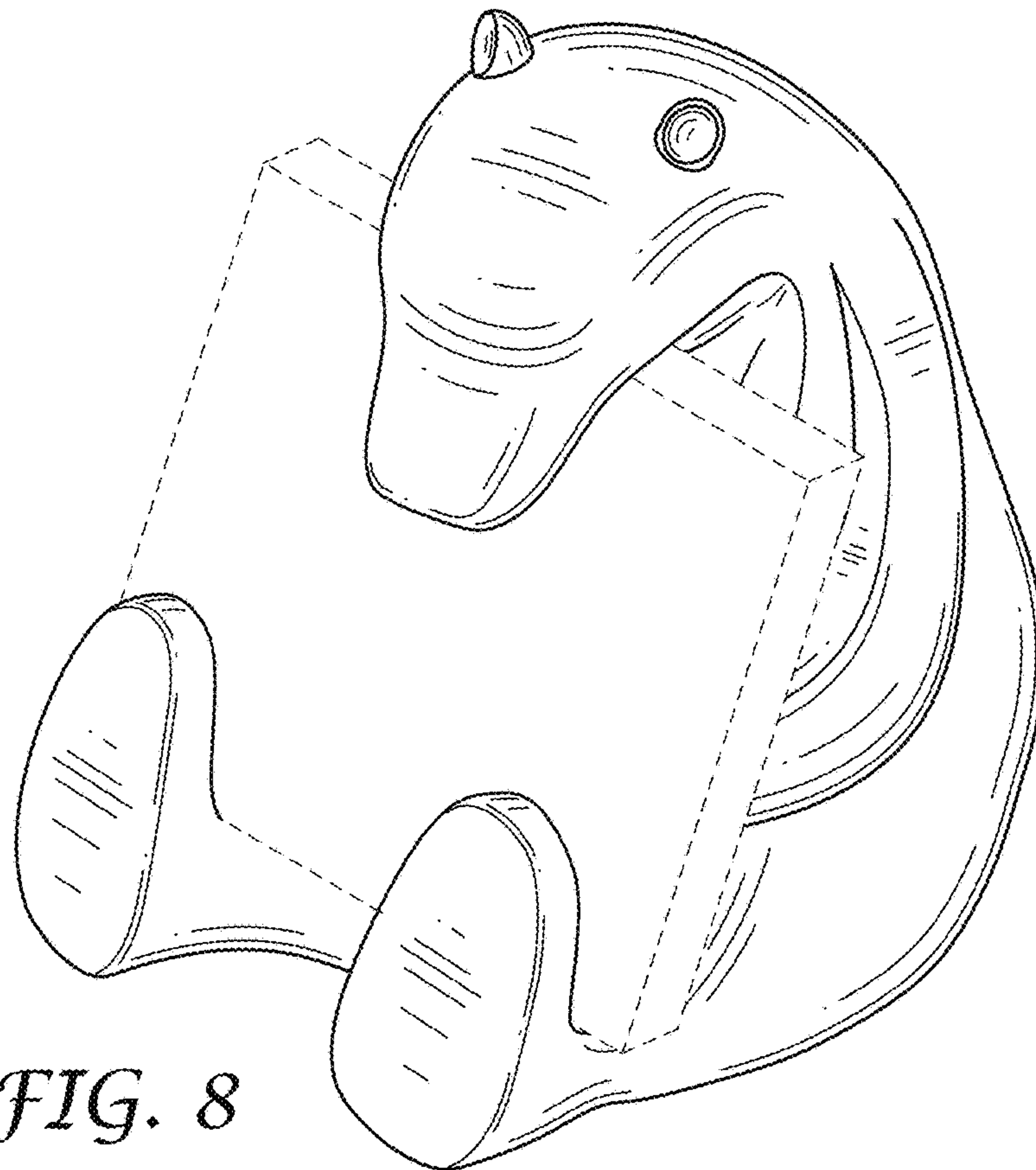


FIG. 8