



US00D817388S

(12) **United States Design Patent**
Wan et al.

(10) **Patent No.:** **US D817,388 S**

(45) **Date of Patent:** **** May 8, 2018**

(54) **PRINTER**

(71) Applicant: **Hewlett-Packard Development Company, L.P.**, Houston, TX (US)

(72) Inventors: **Amy Pui Yee Wan**, Singapore (SG); **Jaewan Park**, Singapore (SG); **Chun Long Goh**, Singapore (SG)

(73) Assignee: **Hewlett-Packard Development Company, L.P.**, Houston, TX (US)

(**) Term: **15 Years**

(21) Appl. No.: **29/554,077**

(22) Filed: **Feb. 8, 2016**

(51) **LOC (11) Cl.** **18-02**

(52) **U.S. Cl.**
USPC **D18/50**

(58) **Field of Classification Search**
USPC D18/12, 14, 18, 19, 36, 37, 38, 39, 43, D18/50, 54, 54.1, 55, 56, 99; D14/420,
(Continued)

(56) **References Cited**

U.S. PATENT DOCUMENTS

D544,907 S * 6/2007 Tjin Wong Joe D18/55
D556,253 S * 11/2007 Hong D18/50
(Continued)

OTHER PUBLICATIONS

HP OfficeJet 250 Mobile All-in-One Printer, [online], [site visited Aug. 12, 2017]. Available from Internet, URL:<http://store.hp.com/us/en/pdp/hp-officejet-250-mobile-all-in-one-printer-p-cz992a-blh--1>.*

Primary Examiner — Caron D Veynar
Assistant Examiner — Katrina N Gonzalez

(74) *Attorney, Agent, or Firm* — Morgan Lewis & Bockius LLP

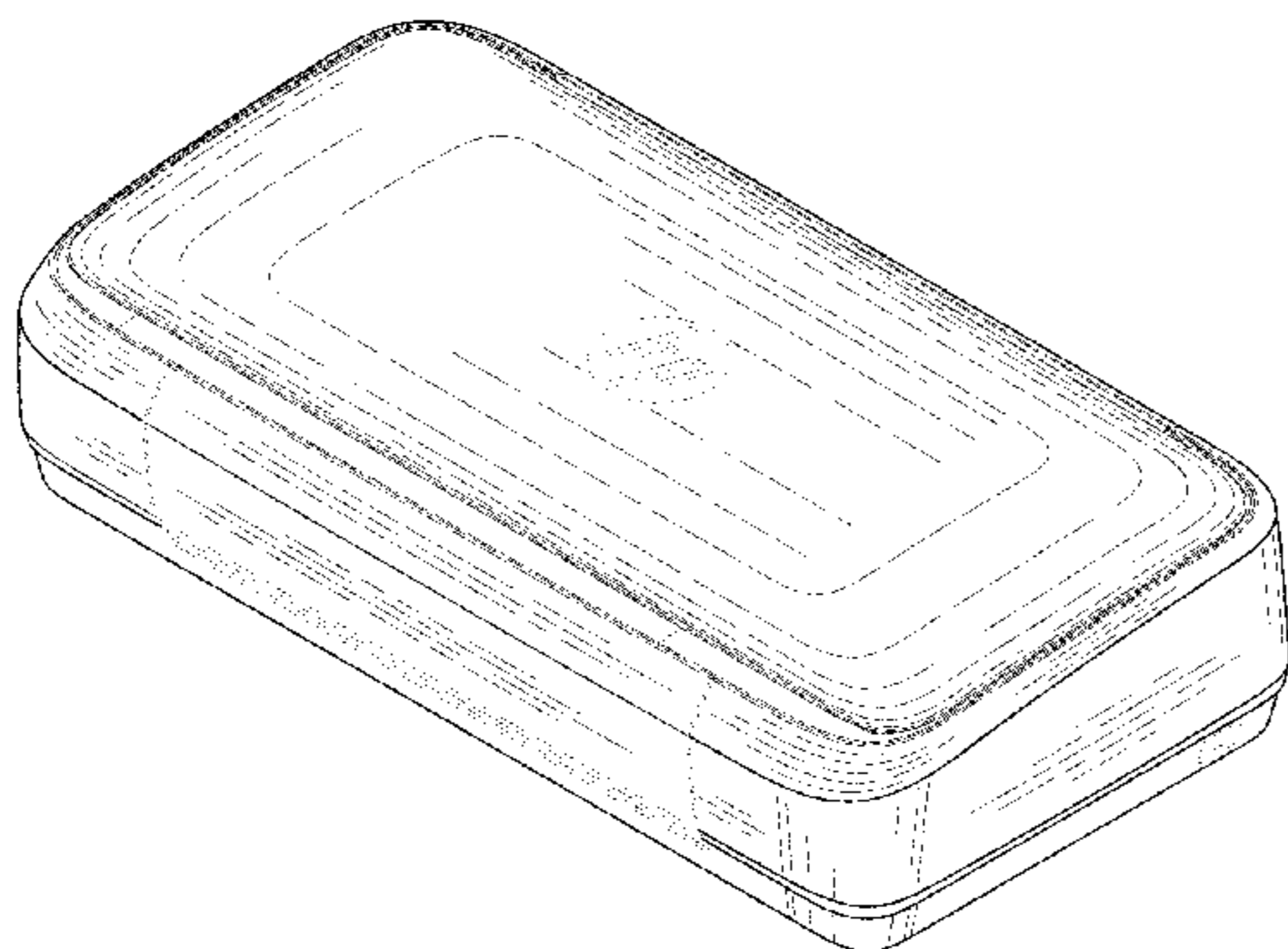
(57) **CLAIM**

The ornamental design for a printer, as shown and described.

DESCRIPTION

FIG. 1 is a front, left, top, perspective view of a printer showing our new design in a closed configuration; FIG. 2 is a front, right, top, perspective view of the printer shown in FIG. 1; FIG. 3 is a front elevational view of the printer shown in FIG. 1; FIG. 4 is a rear elevational view of the printer shown in FIG. 1; FIG. 5 is a left-side elevational view of the printer or shown in FIG. 1; FIG. 6 is a right-side elevational view of the printer shown in FIG. 1; FIG. 7 is a top plan view of the printer shown in FIG. 1; FIG. 8 is a bottom plan view of the printer shown in FIG. 1; FIG. 9 is a front, left, top, perspective view of the printer of FIG. 1 shown in an open configuration; FIG. 10 is a front, right, top, perspective view of the printer shown in FIG. 9; FIG. 11 is a front elevational view of the printer shown in FIG. 9; FIG. 12 is a rear elevational view of the printer shown in FIG. 9; FIG. 13 is a left-side elevational view of the printer or shown in FIG. 9; FIG. 14 is a right-side elevational view of the printer shown in FIG. 9; FIG. 15 is a top plan view of the printer shown in FIG. 9; and, FIG. 16 is a bottom plan view of the printer shown in FIG. 9.
The broken lines shown in the drawings represent portions of the printer that form no part of the claimed design.

1 Claim, 16 Drawing Sheets



(58) **Field of Classification Search**

USPC D14/421, 422, 423, 424, 425, 462, 463,
 D14/464, 465, 466, 467, 668, 469, 470,
 D14/480.5, 483, 484

CPC . B41J 31/16; B41J 32/02; B41J 19/202; B41J
 29/377; B41J 3/4075; B41J 11/58; B41J
 15/12; B41J 15/042; B41J 17/00; B41J
 29/02; B41J 29/08

See application file for complete search history.

(56) **References Cited**

U.S. PATENT DOCUMENTS

D558,262	S	*	12/2007	Hong	D18/50
D643,039	S	*	8/2011	Wilday	D14/422
D648,782	S	*	11/2011	Dwyer	D18/50
D664,192	S	*	7/2012	Emmenegger	D18/50
D667,051	S	*	9/2012	Sato	D18/50
D682,349	S	*	5/2013	Iwai	D18/50
D682,834	S	*	5/2013	Ishikawa	D14/422
D706,269	S	*	6/2014	Qian	D14/422
D709,125	S	*	7/2014	Lim	D18/50
D730,437	S	*	5/2015	Seki	D18/50
D732,108	S	*	6/2015	Ryu	D18/14
D751,635	S	*	3/2016	Jung	D18/50
D754,787	S	*	4/2016	Yoshioka	D18/50
D757,165	S	*	5/2016	Hiraga	D18/50
9,409,428	B2	*	8/2016	Shuto	B41J 25/304
D767,570	S	*	9/2016	Ishida	D14/425
D777,248	S	*	1/2017	Oguchi	D18/50
D781,955	S	*	3/2017	Kim	D18/50
9,724,934	B2	*	8/2017	Shuto	B41J 3/36

* cited by examiner

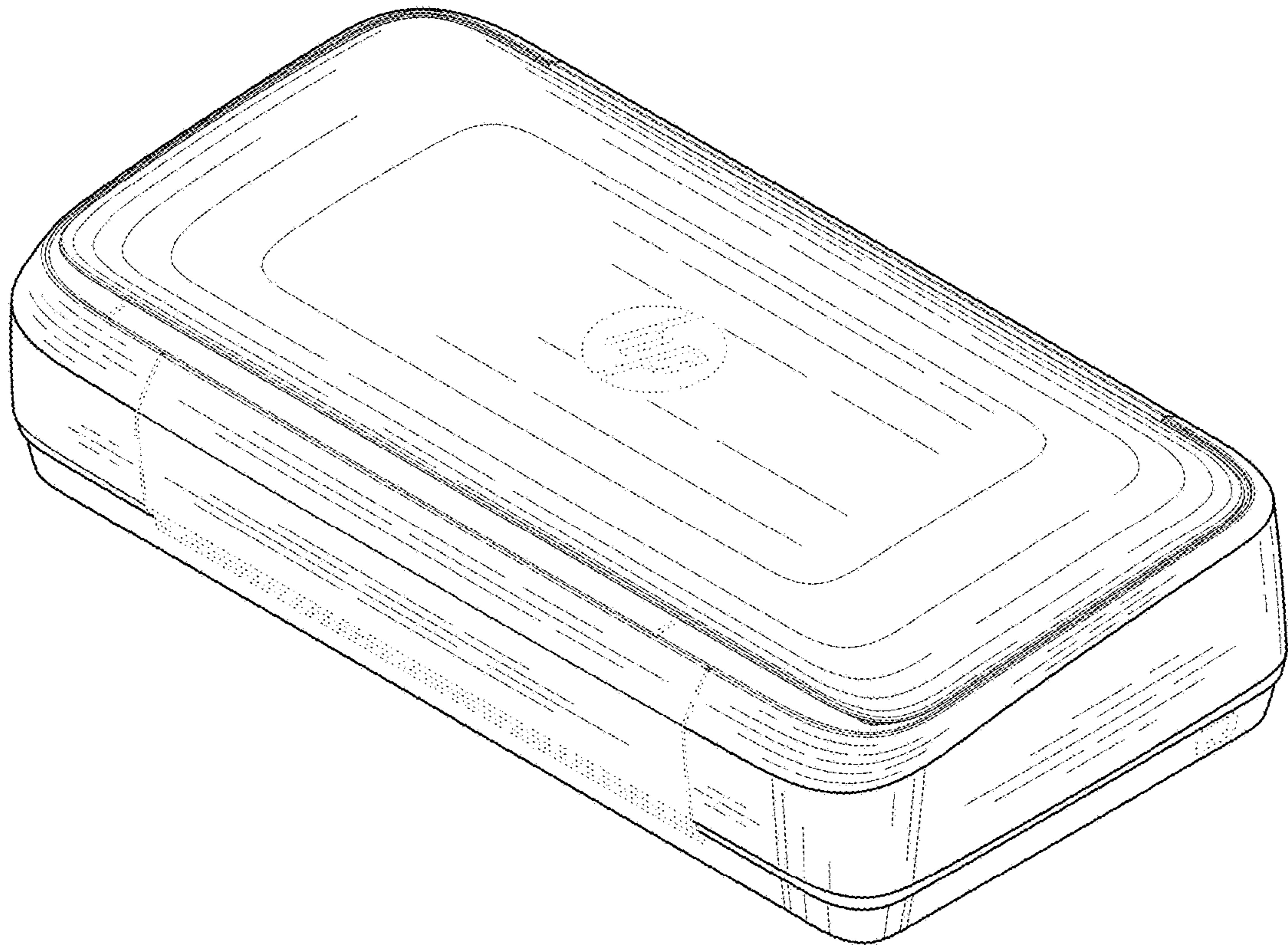


FIG. 1



FIG. 2




FIG. 3




FIG. 4




FIG. 5




FIG. 6



FIG. 7




FIG. 8

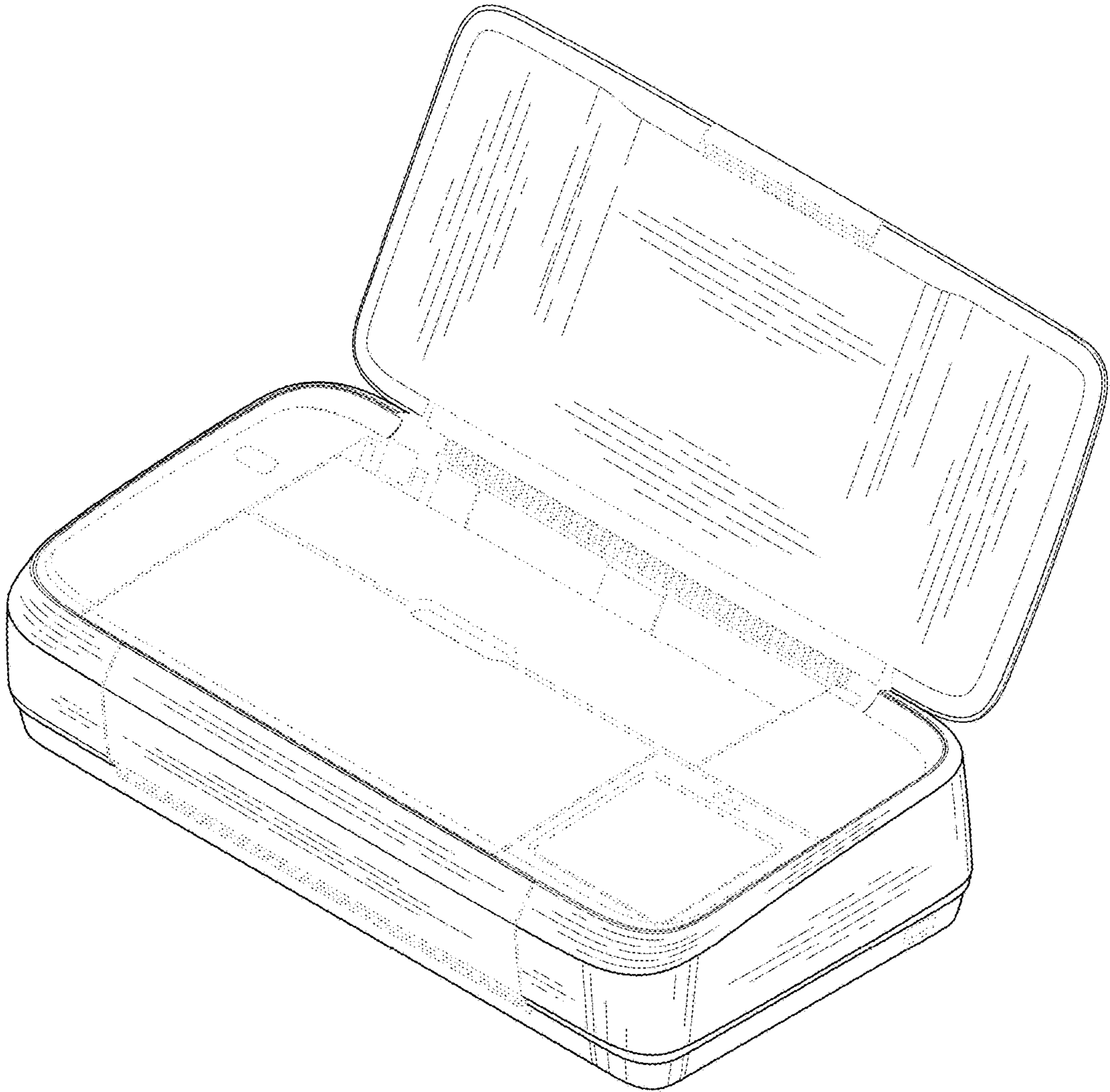


FIG. 9



FIG. 10

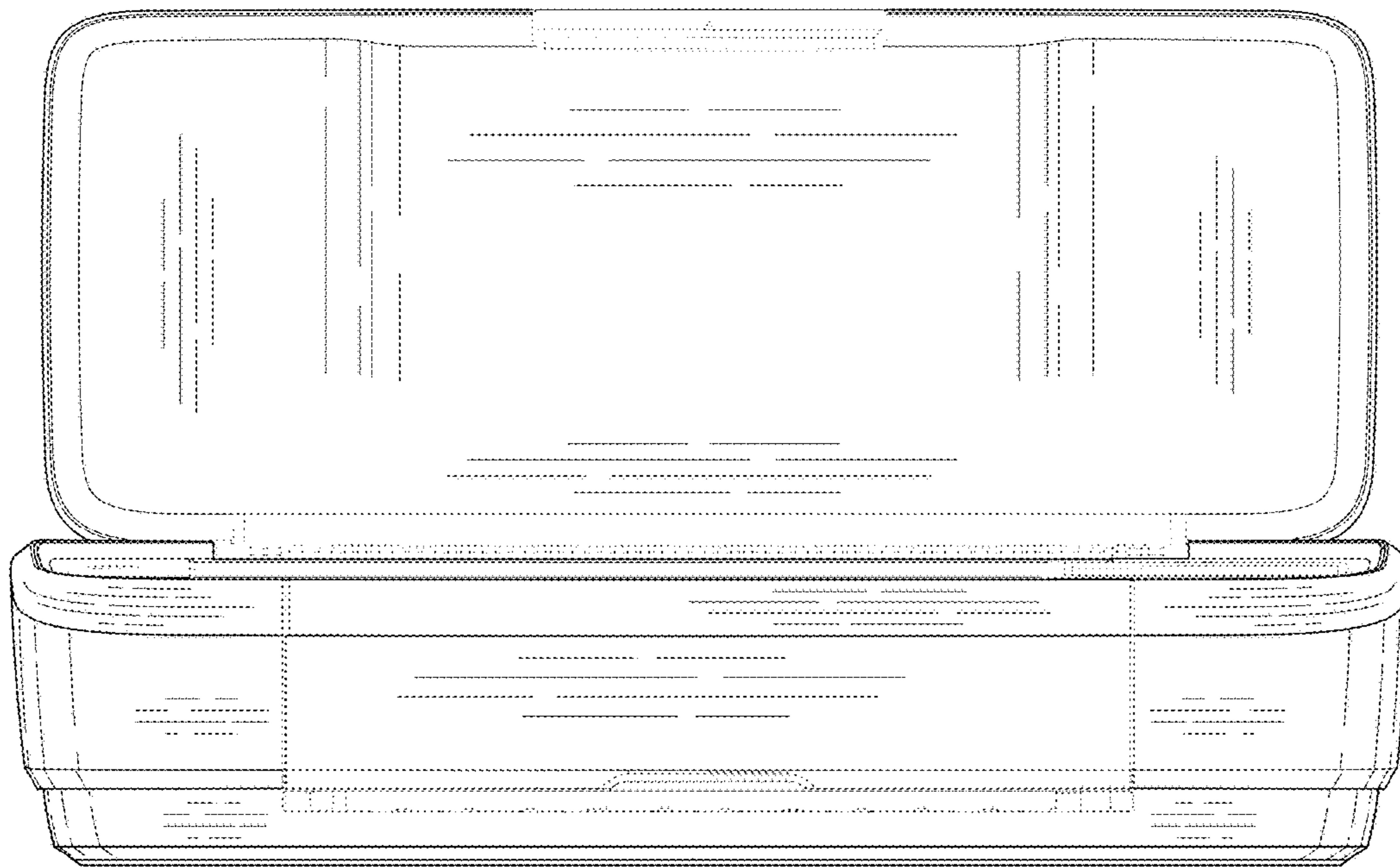


FIG. 11

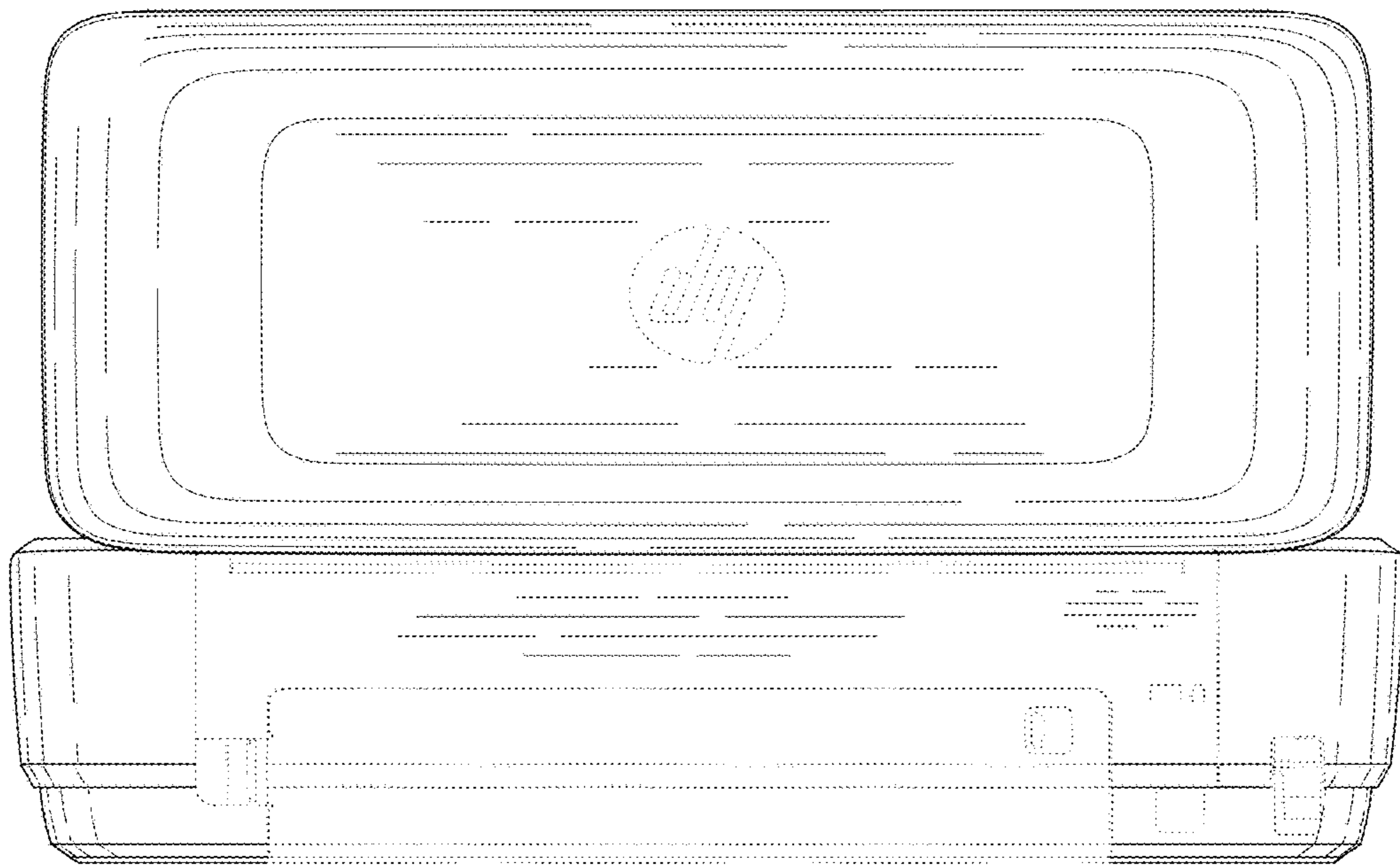


FIG. 12

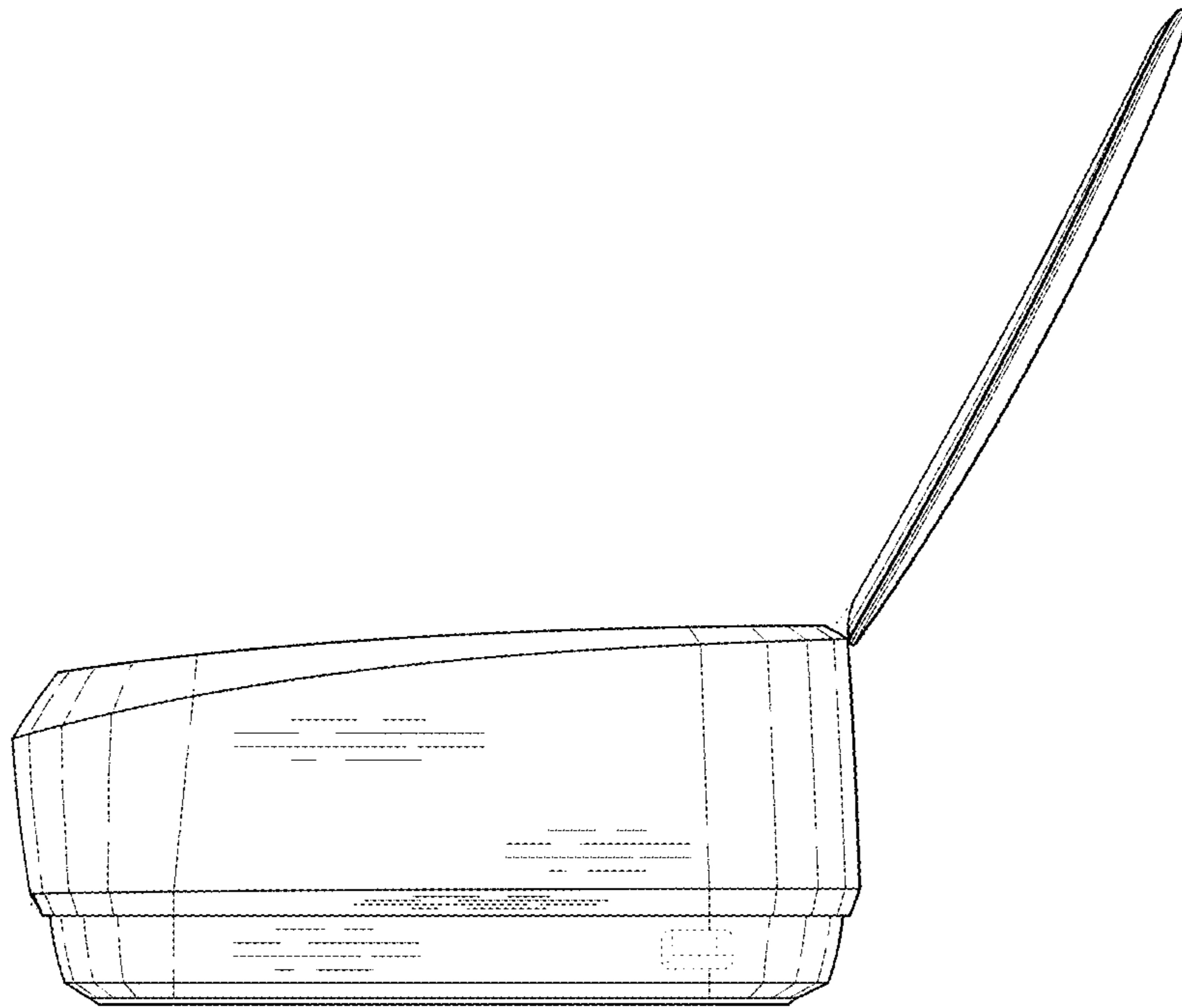


FIG. 13

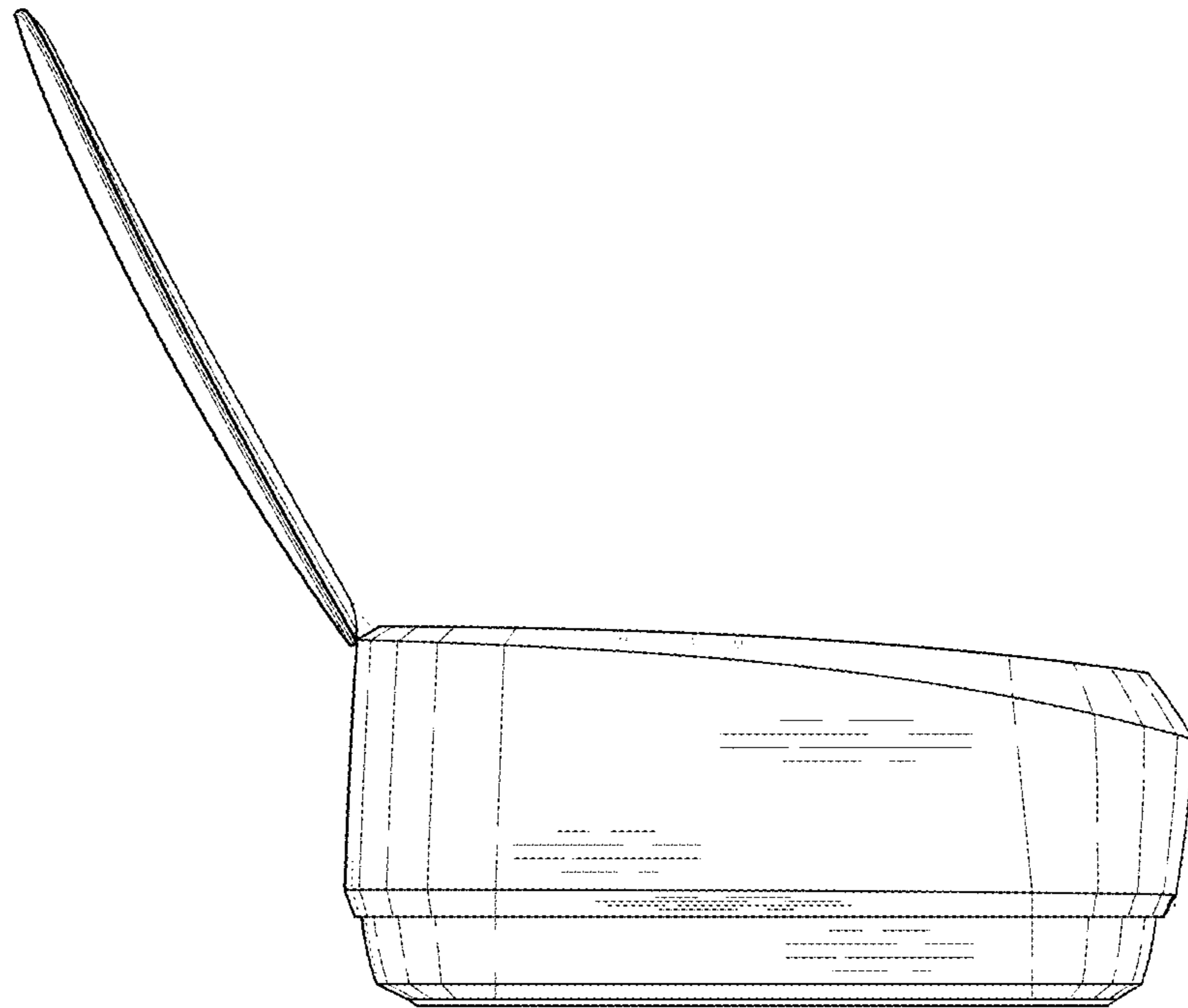


FIG. 14

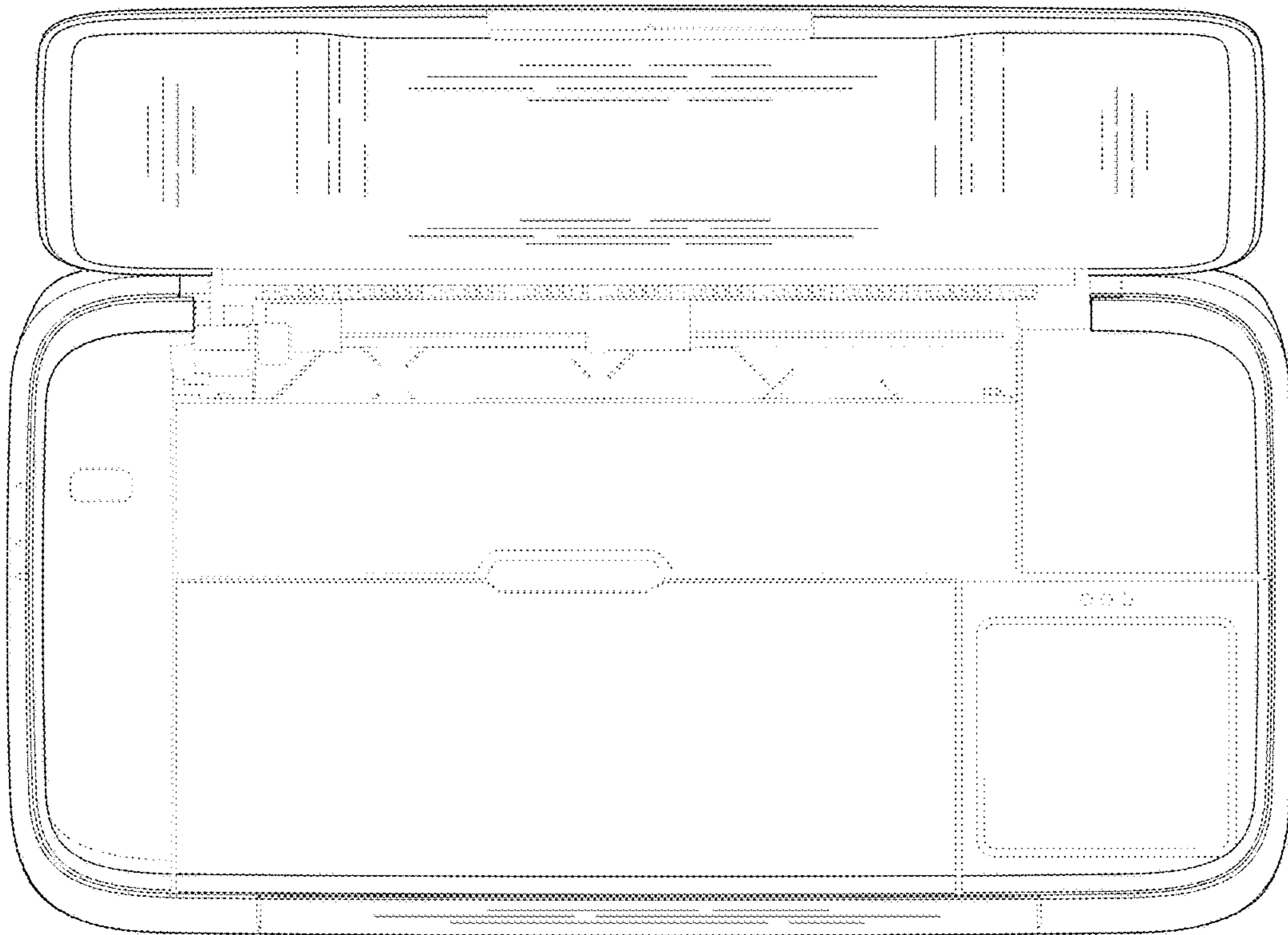


FIG. 15

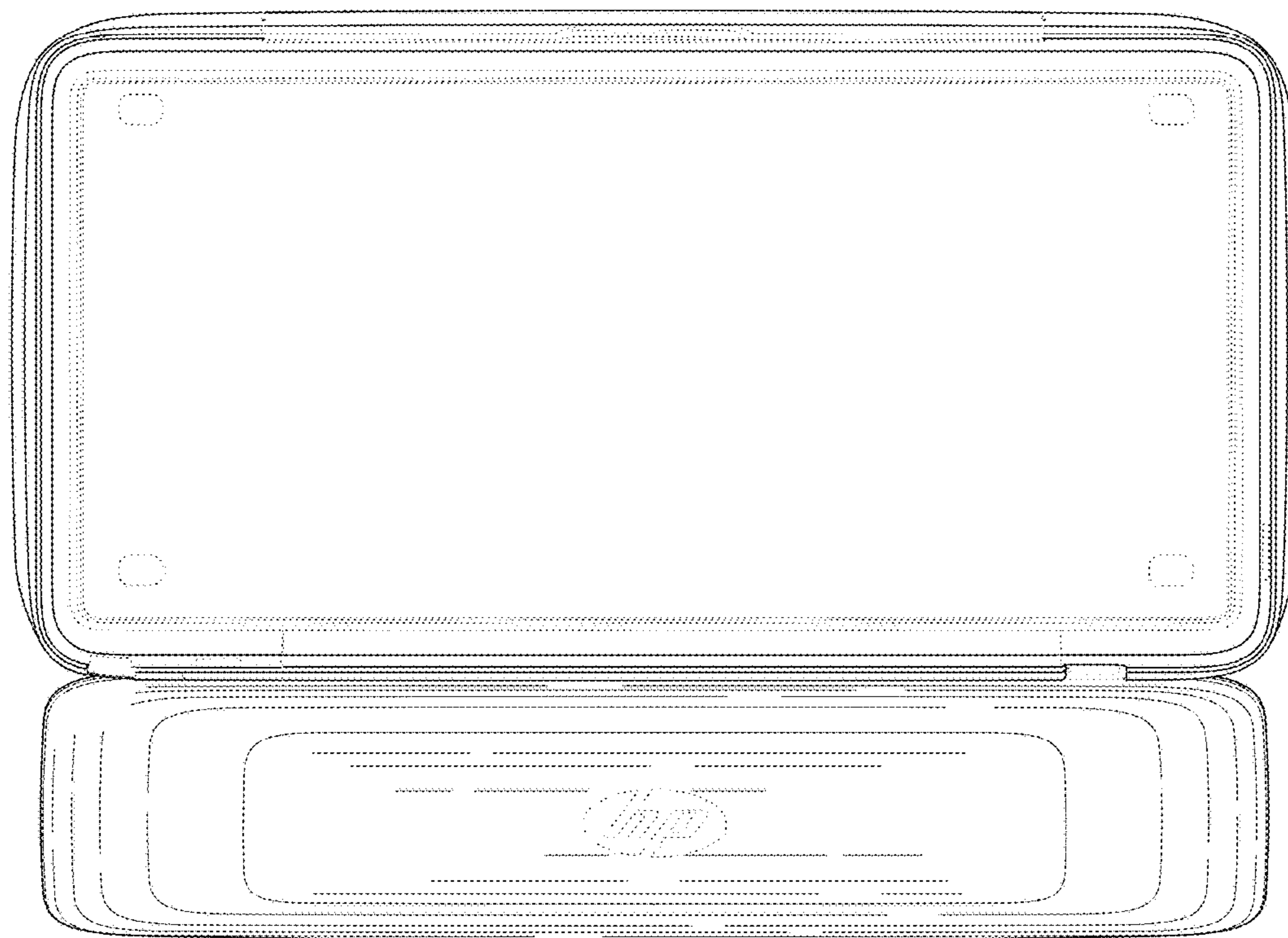


FIG. 16