



US00D817342S

(12) **United States Design Patent** (10) **Patent No.:** **US D817,342 S**  
**Lambert et al.** (45) **Date of Patent:** **\*\* May 8, 2018**

(54) **DISPLAY SCREEN WITH GRAPHICAL USER INTERFACE**

(71) Applicant: **MTL Ventures LLC**, Barrington Hills, IL (US)

(72) Inventors: **Mark Thomas Lambert**, Barrington Hills, IL (US); **Jon Voss**, Bannockburn, IL (US)

(73) Assignee: **MTL Ventures LLC**, Barrington Hills, IL (US)

(\*\*) Term: **15 Years**

(21) Appl. No.: **29/597,803**

(22) Filed: **Mar. 20, 2017**

(51) **LOC (11) Cl.** ..... **14-04**

(52) **U.S. Cl.**  
USPC ..... **D14/485**

(58) **Field of Classification Search**  
USPC ..... D14/485, 486, 487, 488  
CPC ..... G06F 3/048; G06F 19/3406; G06F 19/34; G06F 19/3418; G06F 3/0481; G06F 3/0489; G06F 15/0225; G09B 7/07; A61B 5/02; A61B 8/46; G06T 2207/30004; G06Q 10/063114; H04N 1/00477; G11B 27/34

See application file for complete search history.

(56) **References Cited**

**U.S. PATENT DOCUMENTS**

D523,443 S *	6/2006	Hone	.....	D14/488
D526,324 S *	8/2006	McDougall	.....	D14/485
D526,653 S *	8/2006	McDougall	.....	D14/485
D588,152 S *	3/2009	Okada	.....	D14/488
D617,332 S *	6/2010	Loken	.....	D14/485
D671,952 S *	12/2012	Goldstein	.....	D14/485
D675,634 S *	2/2013	Goldstein	.....	D14/485
D679,285 S *	4/2013	Stidsen	.....	D14/486

D680,548 S *	4/2013	Goldstein	.....	D14/485
8,473,871 B1 *	6/2013	Sandler	.....	G06F 3/0481 345/173
D688,257 S *	8/2013	Talbot	.....	D14/486
D691,154 S *	10/2013	Talbot	.....	D14/485
D693,358 S *	11/2013	Perry	.....	D14/486
D705,236 S *	5/2014	Noda	.....	D14/485

(Continued)

*Primary Examiner* — Robin V Webster

*Assistant Examiner* — Rachel Voorhies

(74) *Attorney, Agent, or Firm* — Cook Alex Ltd.

(57) **CLAIM**

The ornamental design for a display screen with animated graphical user interface, as shown and described.

**DESCRIPTION**

FIG. 1 is the first image in a sequence for a display screen with animated graphical user interface showing a first embodiment of our new design;

FIG. 2 is the second image thereof;

FIG. 3 is the third image thereof;

FIG. 4 is the fourth image thereof;

FIG. 5 is the fifth image thereof;

FIG. 6 is the first image in a sequence for a display screen with animated graphical user interface showing a second embodiment of our new design;

FIG. 7 is the second image thereof;

FIG. 8 is the third image thereof;



FIG. 9 is the fourth image thereof; and,

FIG. 10 is the fifth image thereof.

The appearance of the display screen with animated graphical user interface sequentially transitions between the images shown in FIGS. 1-5 and FIGS. 6-10, respectively.

The process or period in which one image transitions to another forms no part of the claimed design. The broken line showing of the remainder of the user interface and the remainder of the display screen is for environmental purposes only and forms no part of the claimed design.

**1 Claim, 10 Drawing Sheets**








FIGURE 1

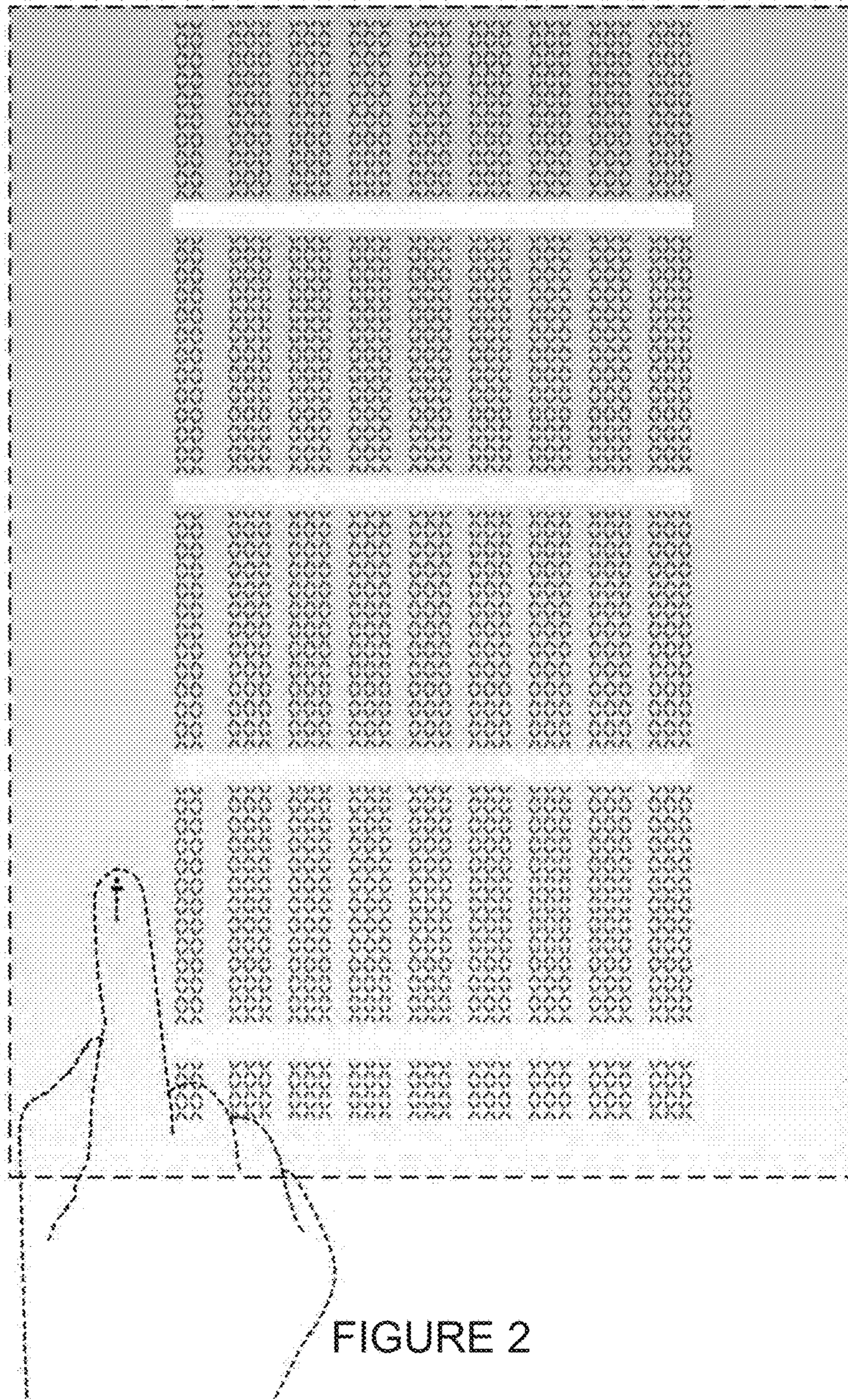


FIGURE 2




FIGURE 3

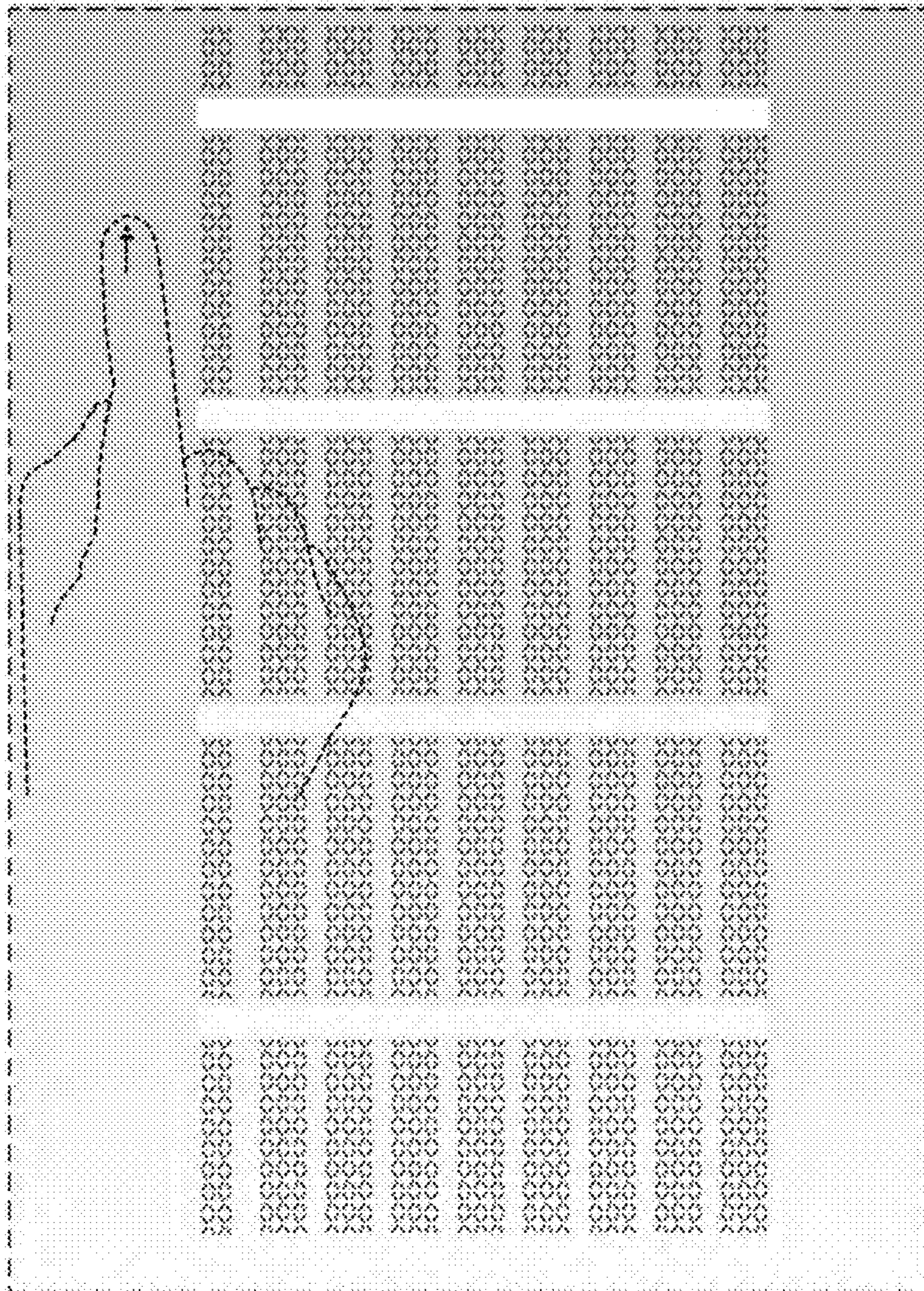


FIGURE 4




FIGURE 5




FIGURE 6



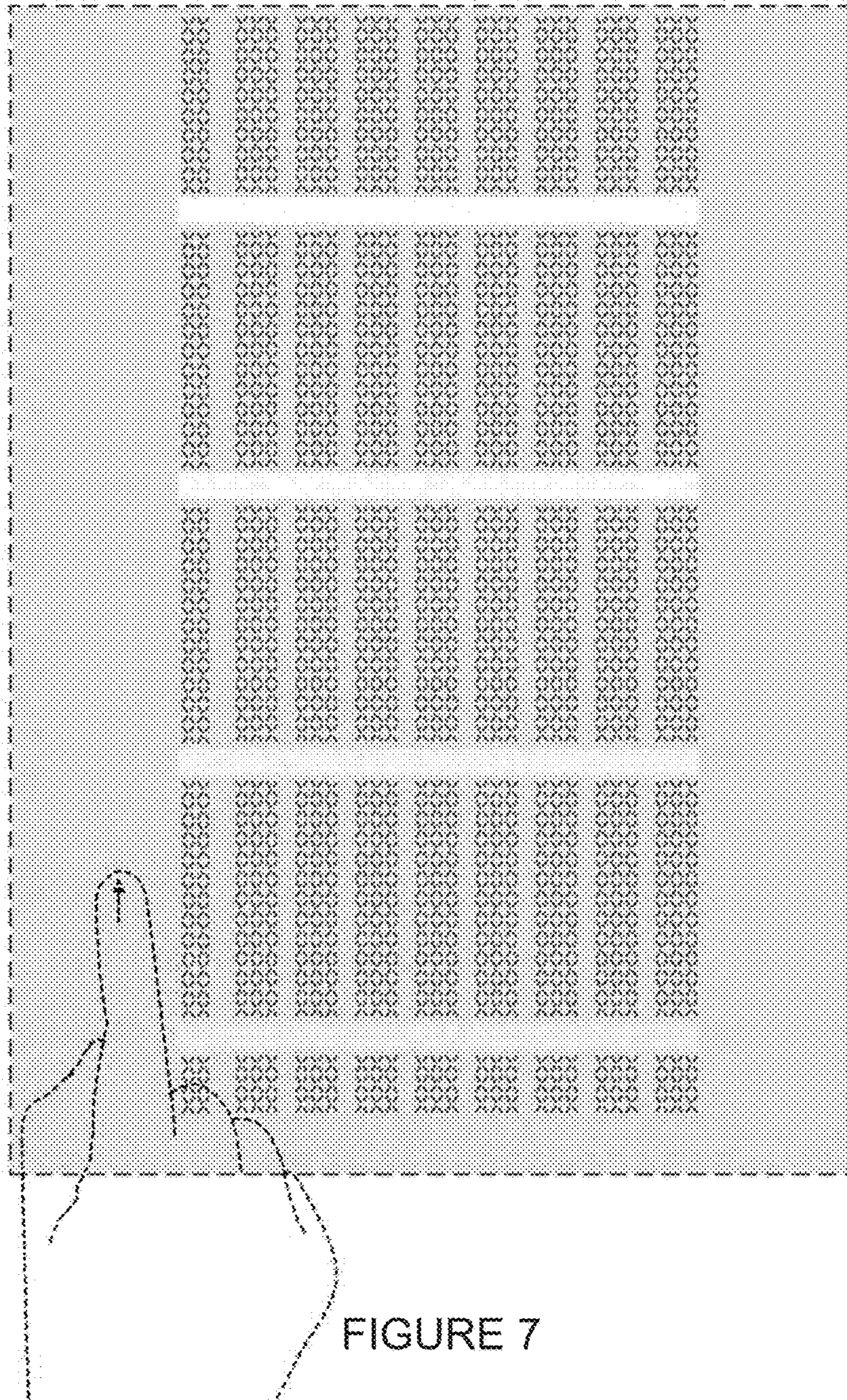


FIGURE 7

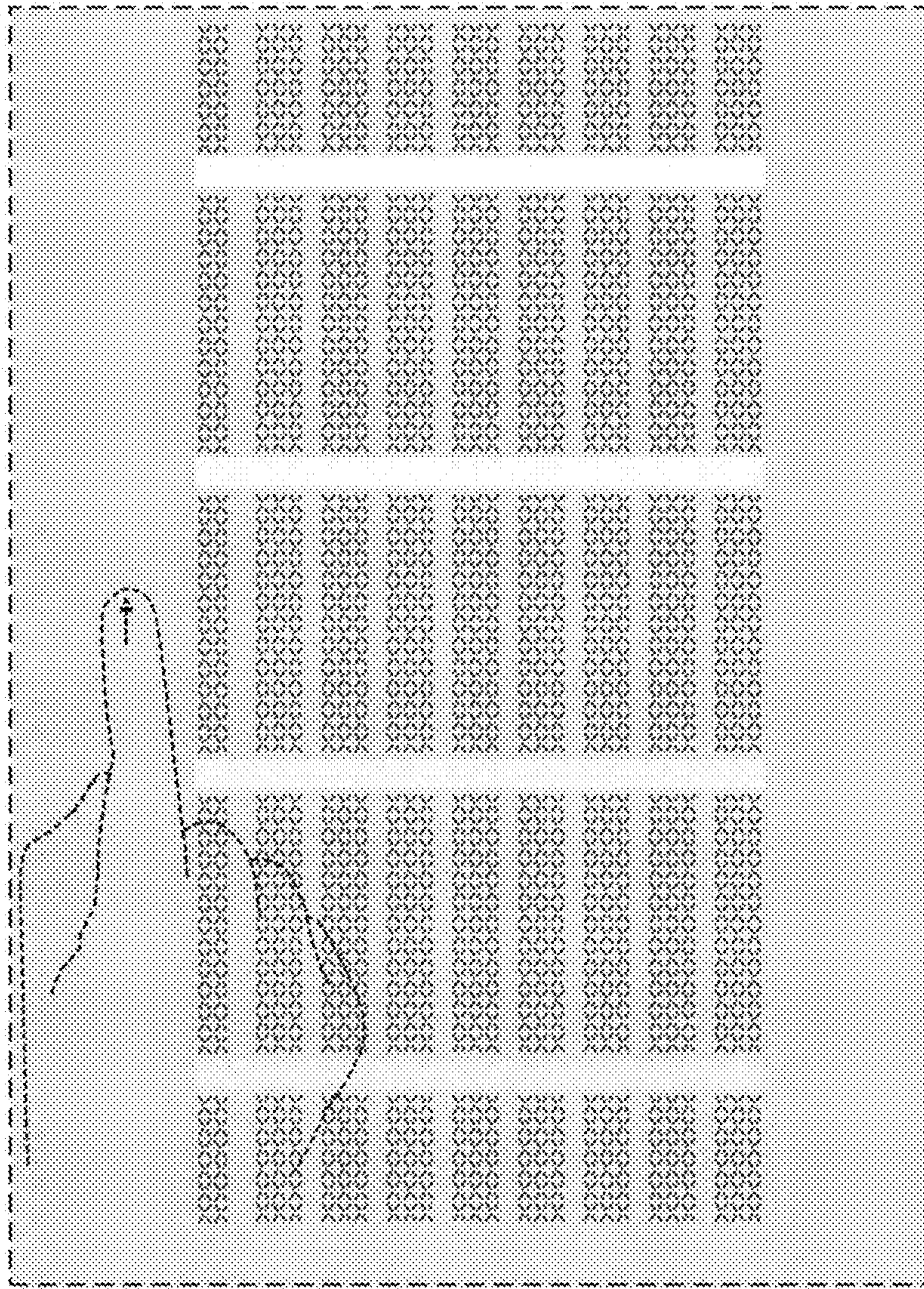


FIGURE 8




FIGURE 9




FIGURE 10