



US00D817334S

(12) **United States Design Patent** (10) **Patent No.:** **US D817,334 S**
Fenton et al. (45) **Date of Patent:** **** May 8, 2018**

(54) **TABLET CASE**

(71) Applicant: **Fairhaven Group, Inc.**, Seattle, WA (US)

(72) Inventors: **Timothy John Fenton**, Mercer Island, WA (US); **Gary Allen Ashley**, Seattle, WA (US)

(73) Assignee: **PIONEER SQUARE BRANDS, INC.**, McLean, VA (US)

(**) Term: **15 Years**

(21) Appl. No.: **29/553,452**

(22) Filed: **Feb. 1, 2016**

(51) **LOC (11) Cl.** **14-02**

(52) **U.S. Cl.**
USPC **D14/440**

(58) **Field of Classification Search**
USPC D14/440, 250, 447; 206/45.23, 320, 206/45.2; 361/679.55; 294/25; 224/218
CPC ... G06F 1/1628; G06F 1/1626; A47B 23/044; H04B 1/3888

See application file for complete search history.

(56) **References Cited**

U.S. PATENT DOCUMENTS

D764,477 S *	8/2016	Su	D14/440
D784,349 S *	4/2017	Schwibner	D14/440
D792,886 S *	7/2017	Schwibner	D14/440
2012/0182678 A1 *	7/2012	Wu	A45F 5/10 361/679.01

* cited by examiner

Primary Examiner — Cynthia Underwood

(74) *Attorney, Agent, or Firm* — Grandview Law

(57) **CLAIM**

The ornamental design for a tablet case, as shown and described.

DESCRIPTION

FIG. 1 is a front elevational view of a second embodiment thereof.

FIG. 2 is a left side elevational view thereof.

FIG. 3 is a bottom plan view thereof.

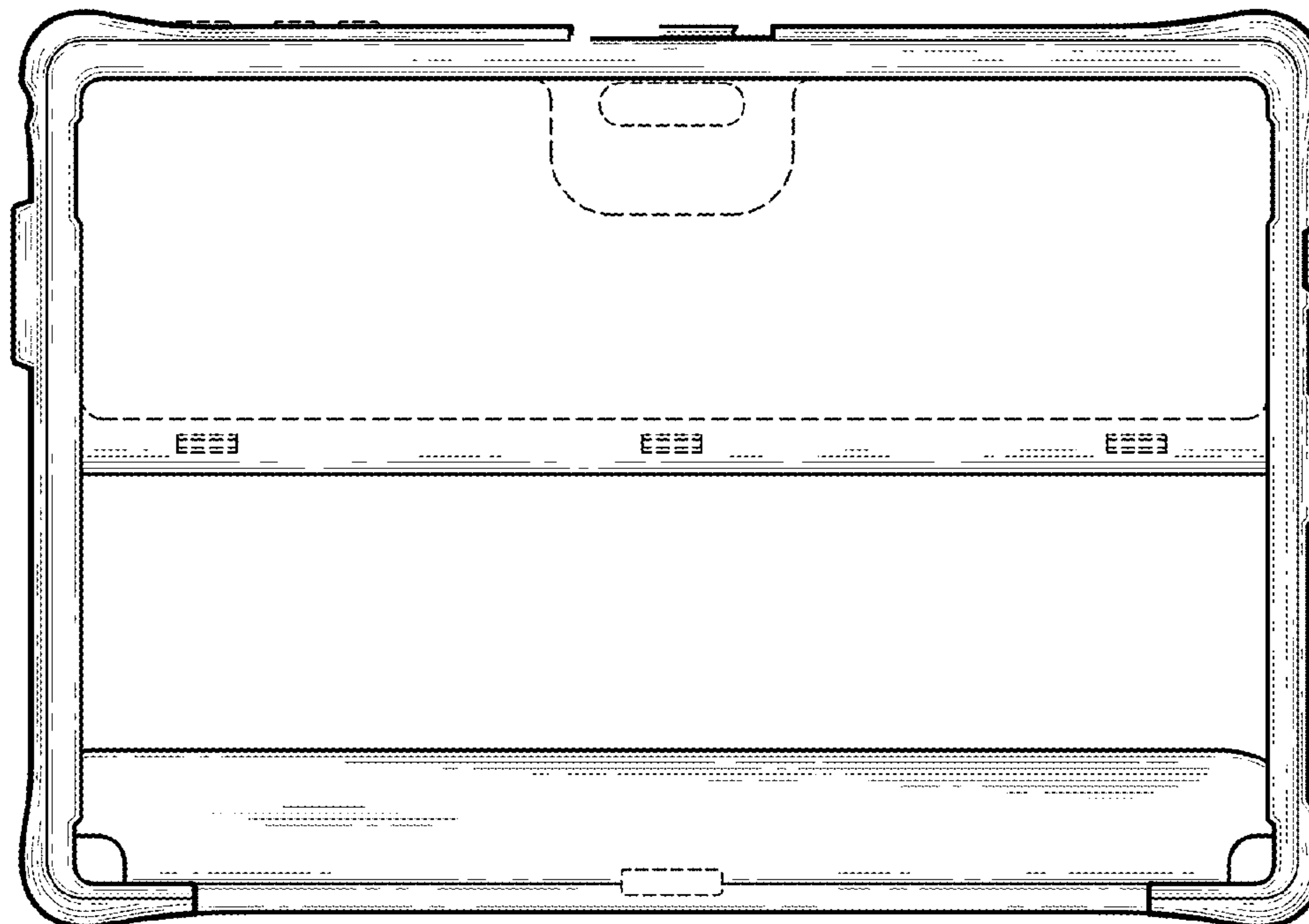
FIG. 4 is a top plan view thereof.

FIG. 5 is a right side elevational view thereof; and,

FIG. 6 is a rear elevational view thereof.

The features shown in broken lines in the drawing figures depict features that form no part of the claimed design.

1 Claim, 2 Drawing Sheets



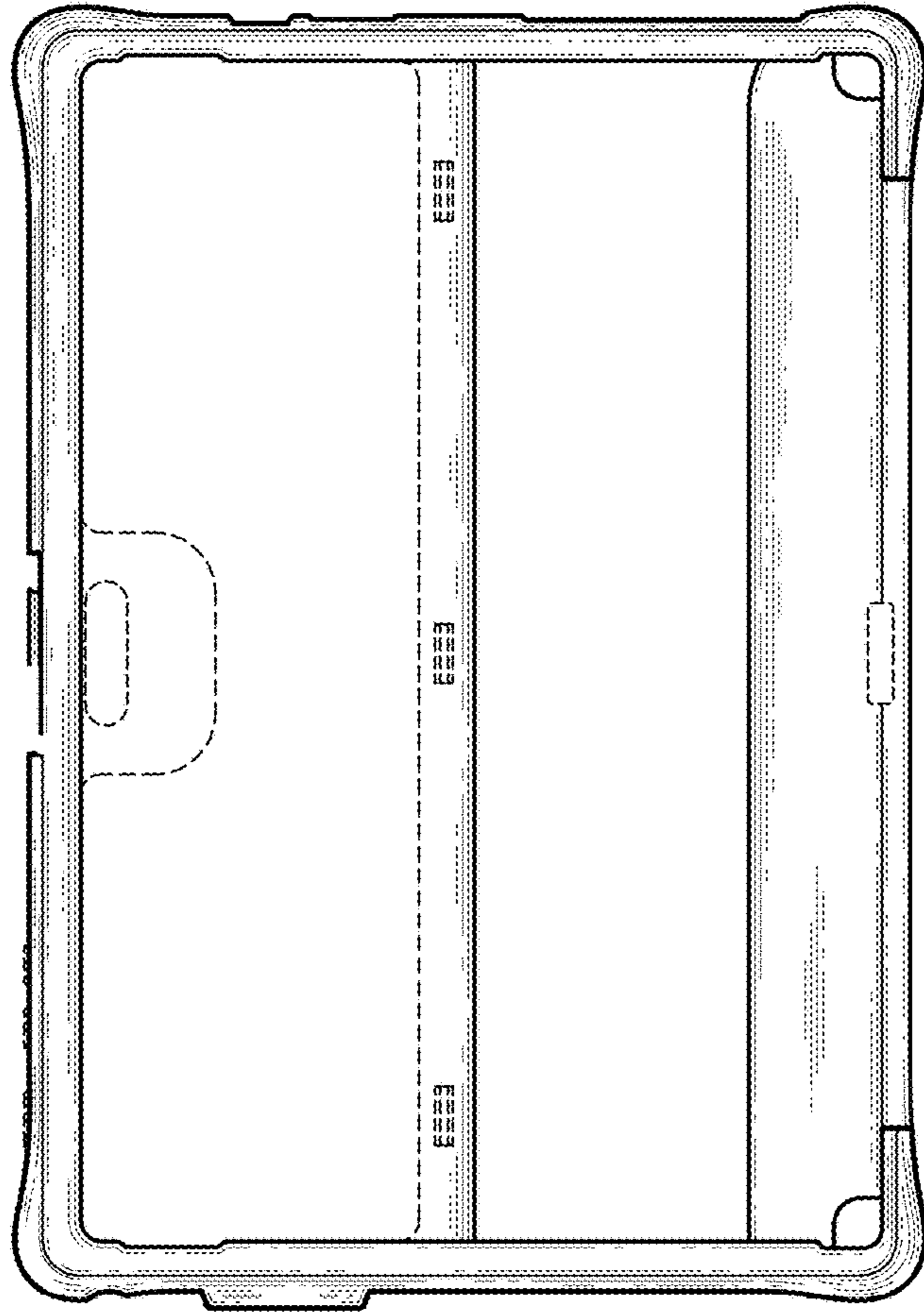


Fig. 1

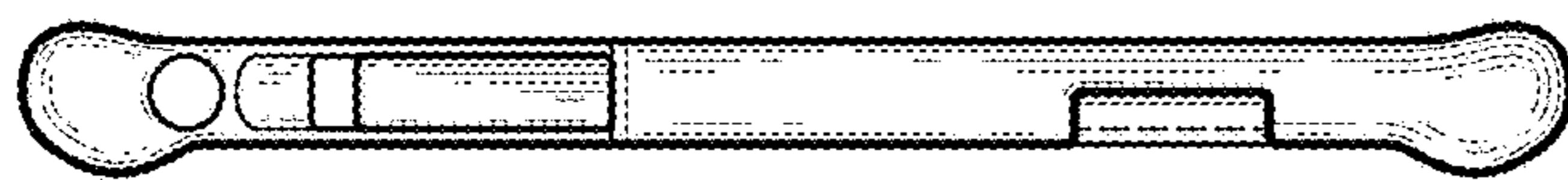


Fig. 2




Fig. 3




Fig. 4

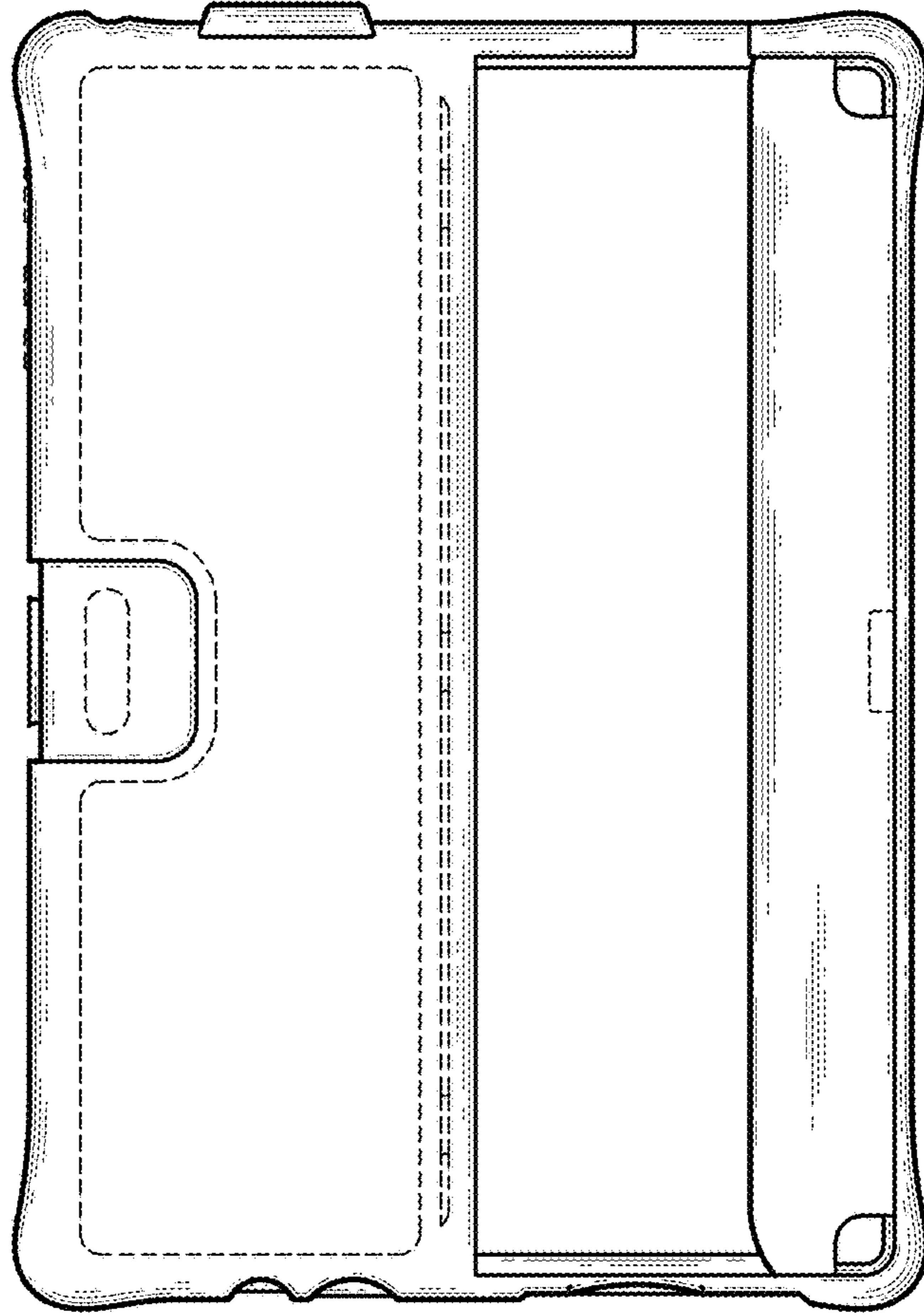


Fig. 6

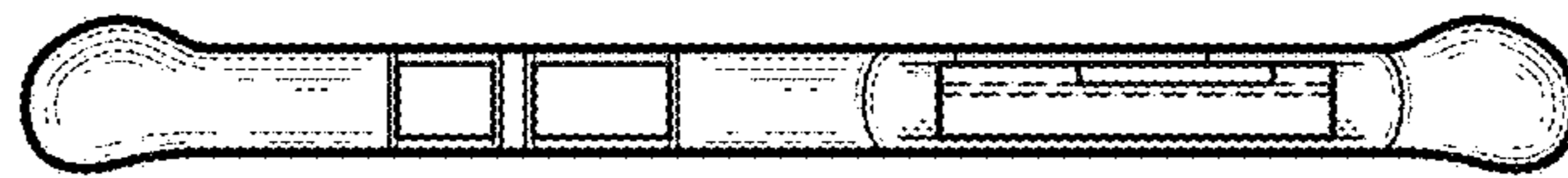


Fig. 5