



US00D817322S

(12) **United States Design Patent** (10) **Patent No.:** **US D817,322 S**  
**Xia** (45) **Date of Patent:** **\*\* May 8, 2018**

(54) **NOTEBOOK COMPUTER**  
(71) Applicant: **SHENZHEN ROYOLE TECHNOLOGIES CO. LTD.,**  
Shenzhen (CN)  
(72) Inventor: **Xinyuan Xia, Shenzhen (CN)**  
(73) Assignee: **SHENZHEN ROYOLE TECHNOLOGIES CO. LTD.,**  
Shenzhen (CN)

D574,378 S \* 8/2008 Andre ..... D14/315  
D600,240 S \* 9/2009 Solomon ..... D14/315  
D664,537 S \* 7/2012 Hu ..... D14/327  
D671,936 S \* 12/2012 Fong ..... D14/318  
D708,179 S \* 7/2014 Andre ..... D14/318  
D727,892 S \* 4/2015 Bowers ..... D14/327  
D766,887 S \* 9/2016 Moon ..... D14/318  
D776,653 S \* 1/2017 Akana ..... D14/318

(\*\*) Term: **15 Years**

\* cited by examiner

*Primary Examiner* — Freda S Nunn

(21) Appl. No.: **29/602,131**

(74) *Attorney, Agent, or Firm* — Hauptman Ham, LLP

(22) Filed: **Apr. 28, 2017**

(57) **CLAIM**

(30) **Foreign Application Priority Data**

The ornamental design for a notebook computer, as shown and described.

Oct. 31, 2016 (CN) ..... 2016 3 0519615

(51) **LOC (11) Cl.** ..... **14-02**

(52) **U.S. Cl.**  
USPC ..... **D14/315**

**DESCRIPTION**

(58) **Field of Classification Search**  
USPC ..... D14/315-327; D18/1, 2, 7, 11;  
235/145 A, 145 R; 341/22, 23; 345/104,  
345/156, 168, 169, 173; 361/679.08,  
361/679.09, 679.11, 679.26, 679.27  
CPC ..... G06F 1/16; G06F 1/1616; G06F 1/1626;  
G06F 1/1632; G06F 1/1613; G06F  
1/1601; G06F 1/1618; G06F 1/162; G06F  
1/166; G06F 1/1654; G06F 1/1681; G06F  
1/1637; G06F 1/1688; G06F 1/1656;  
H01R 35/02; H03M 11/00; G09B 13/04;  
H03K 17/94; G09G 5/00; F16M 11/10;  
H05K 5/00; H04M 1/0237  
See application file for complete search history.

FIG. 1 is a front side view of the notebook computer in accordance with of the present invention;  
FIG. 2 is a back side view of the notebook computer depicted in FIG. 1;  
FIG. 3 is a left side view of the notebook computer depicted in FIG. 1;  
FIG. 4 is a right side view of the notebook computer depicted in FIG. 1;  
FIG. 5 is a top view of the notebook computer depicted in FIG. 1;  
FIG. 6 is a bottom view of the notebook computer depicted in FIG. 1; and,  
FIG. 7 is a front side perspective view of the notebook computer depicted in FIG. 1.

(56) **References Cited**

**U.S. PATENT DOCUMENTS**

The broken lines shown in the drawings illustrate portions of the notebook computer and form no part of the claimed design.

D540,804 S \* 4/2007 Hibino ..... D14/434  
7,403,378 B2 \* 7/2008 Lo ..... G06F 1/162  
341/21

**1 Claim, 4 Drawing Sheets**

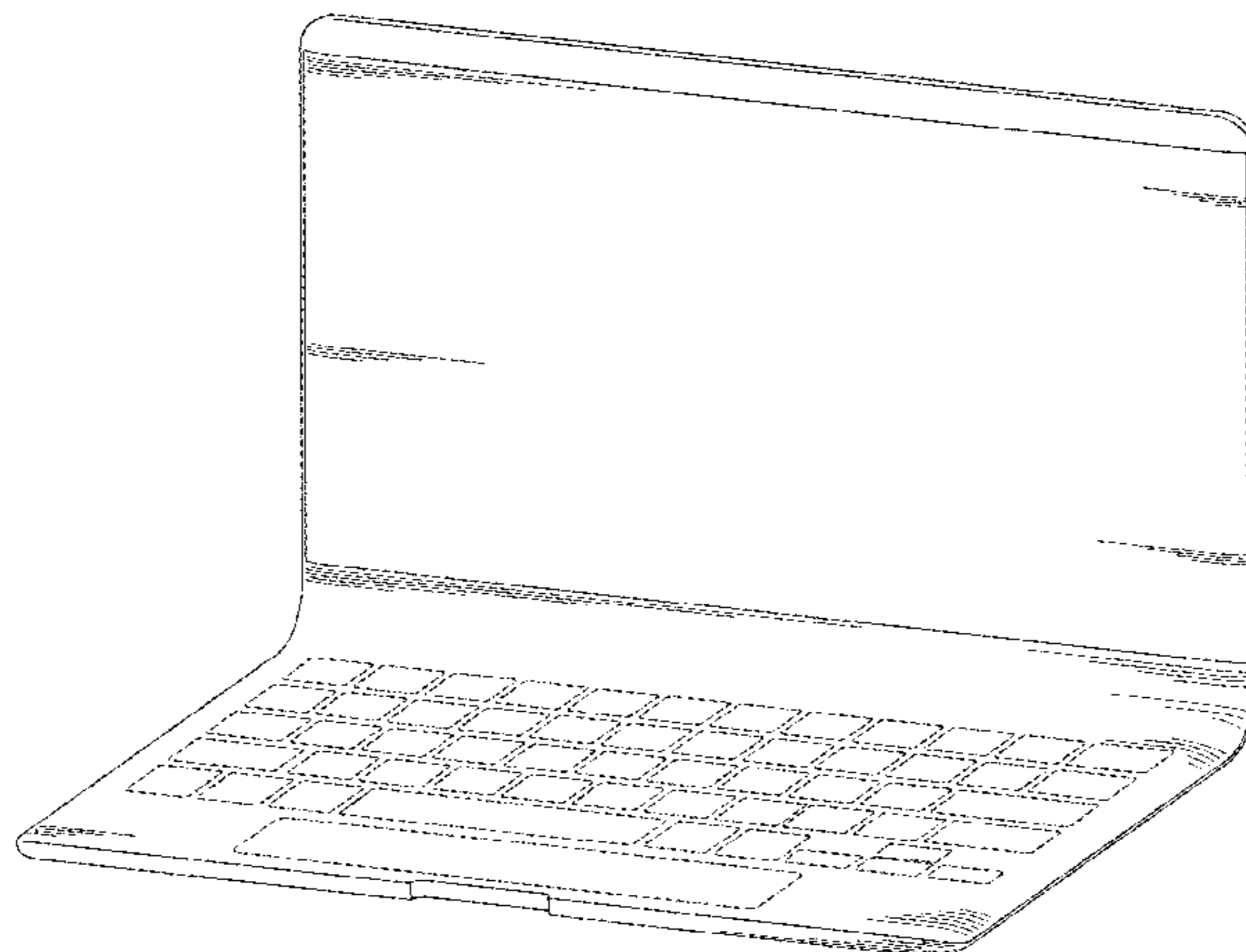




FIG.1



FIG.2

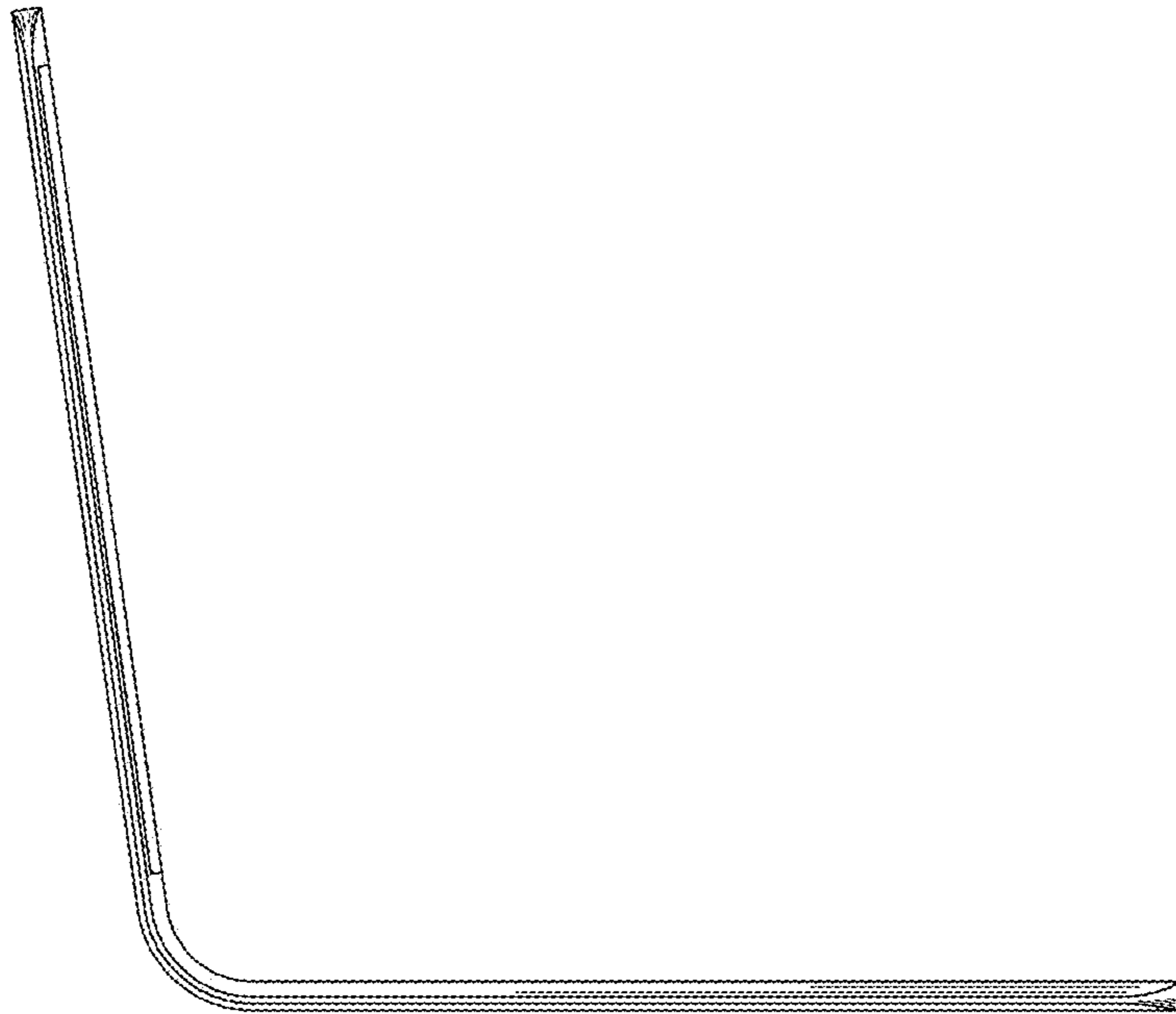


FIG.3

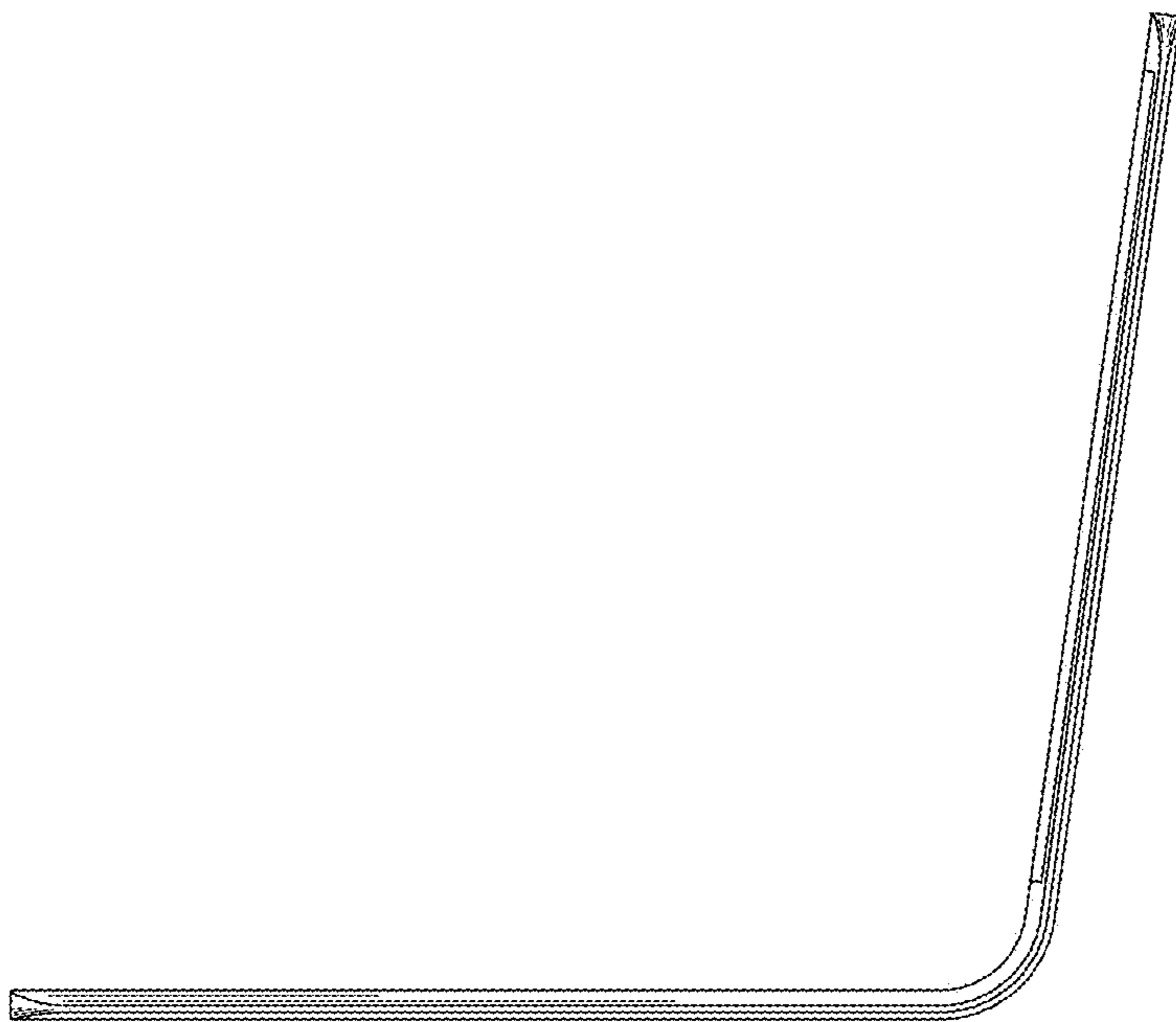


FIG.4

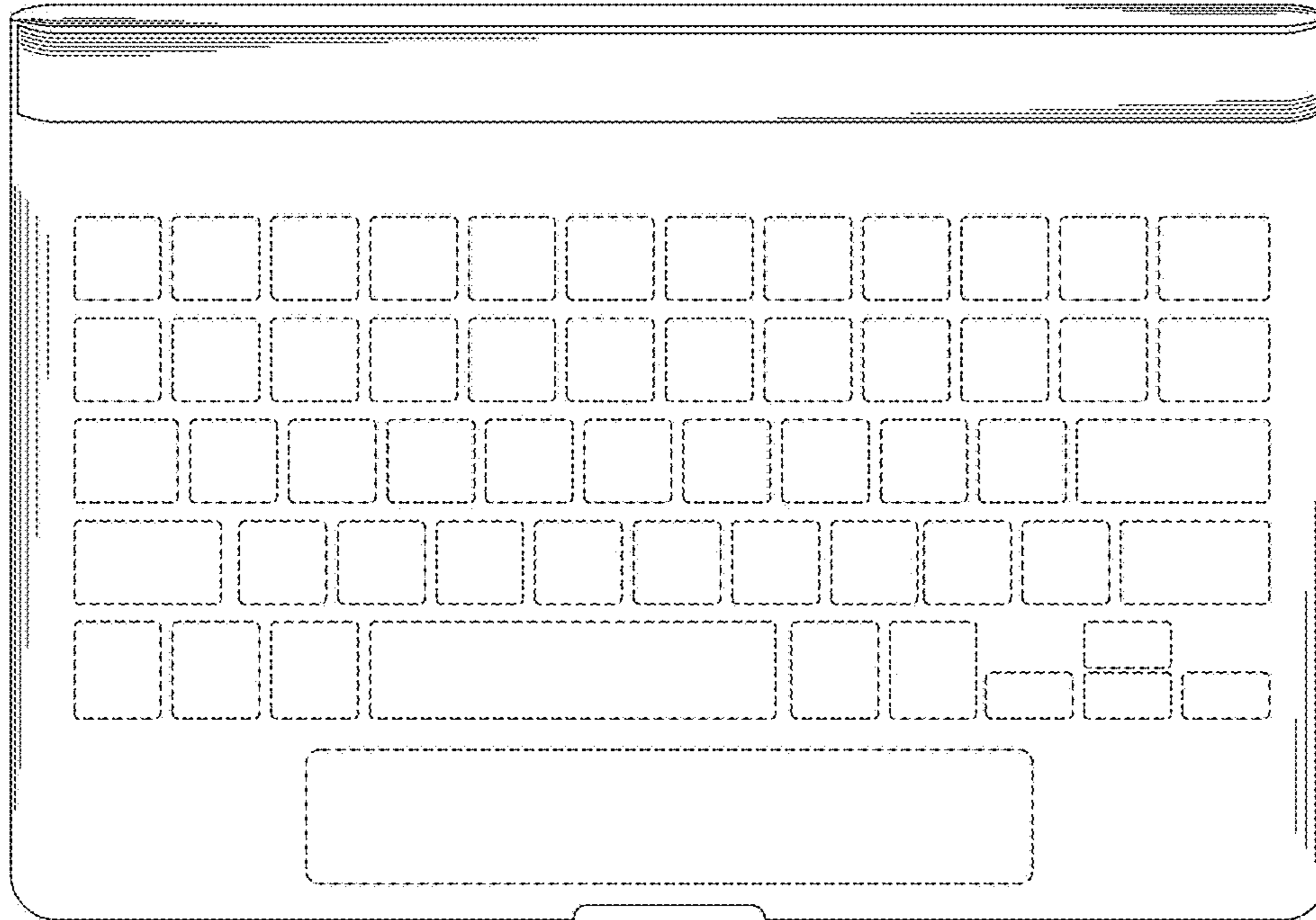


FIG.5



FIG.6

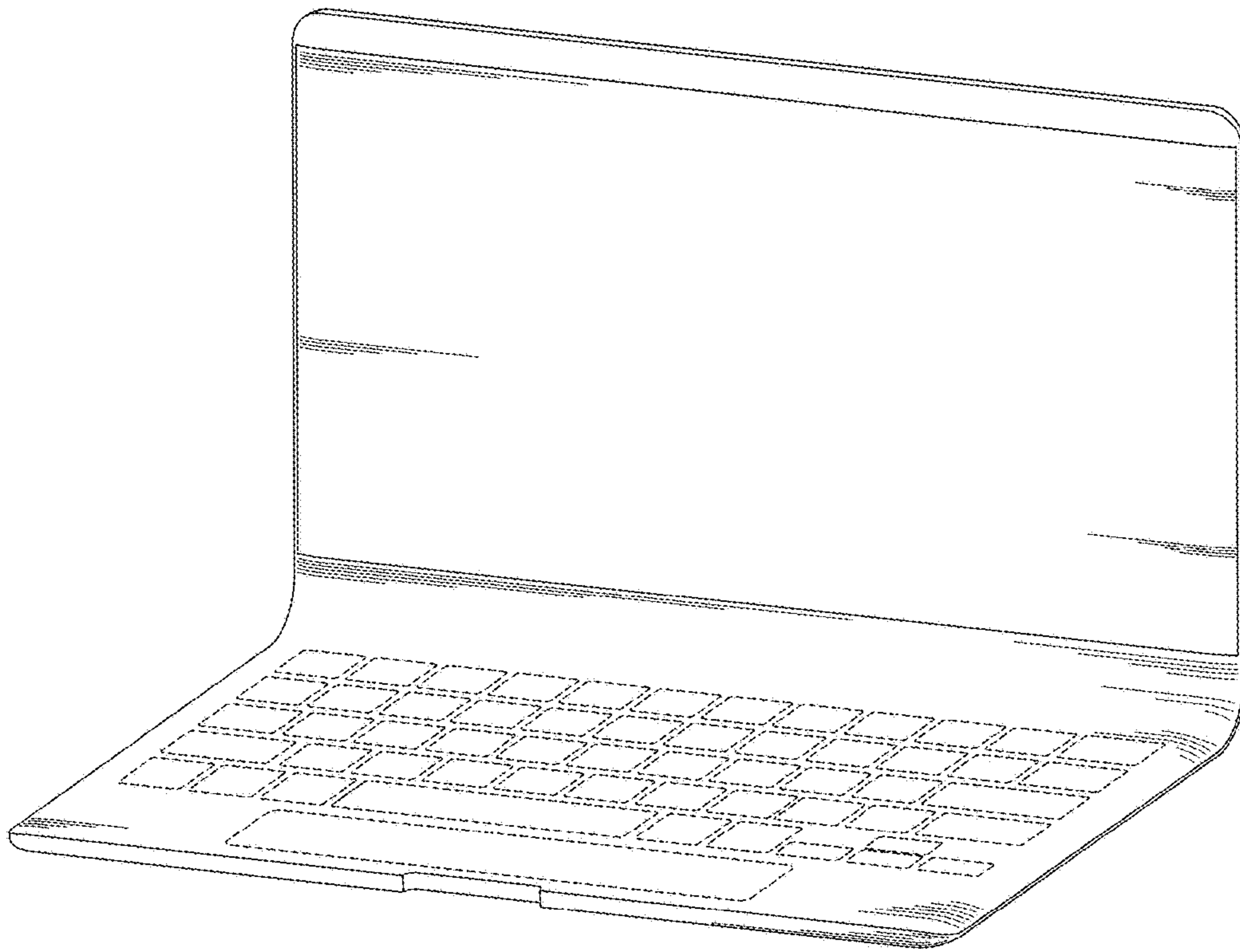


FIG.7