



US00D817315S

(12) **United States Design Patent**  
**Dickie**

(10) **Patent No.:** **US D817,315 S**

(45) **Date of Patent:** **\*\* May 8, 2018**

(54) **CELL PHONE CASE**

(71) Applicant: **Robert G. Dickie**, King (CA)

(72) Inventor: **Robert G. Dickie**, King (CA)

(\*\*) Term: **15 Years**

(21) Appl. No.: **29/571,864**

(22) Filed: **Jul. 22, 2016**

(51) **LOC (11) Cl.** ..... **14-03**

(52) **U.S. Cl.**  
USPC ..... **D14/250**

(58) **Field of Classification Search**  
USPC ..... D14/143, 189, 203.2–203.7, 217, 238.1,  
D14/240, 248, 250–253, 440, 447, 496;  
D3/201, 218, 247–251, 269, 273, 301,  
D3/303; D13/103, 107–108, 119  
CPC ..... A45C 1/06; A45C 11/00; A45C 13/02;  
A45C 2011/002; A45F 2005/026; A45F  
2200/0525; A45F 2200/0516; H04B  
1/3888; H04M 1/0283; H04M 1/0202  
See application file for complete search history.

(56) **References Cited**

**U.S. PATENT DOCUMENTS**

D560,068 S *	1/2008	Dixon	.....	A45F 5/02 D3/218
D640,679 S *	6/2011	Willes	.....	D14/250
D646,671 S *	10/2011	Fathollahi	.....	D14/250
D646,673 S *	10/2011	Fathollahi	.....	D14/250
D647,895 S *	11/2011	Fathollahi	.....	D14/250
D674,803 S *	1/2013	Westrup	.....	A45C 3/02 D14/440
D695,297 S *	12/2013	Sun	.....	D14/440
8,718,731 B1	5/2014	Tang		
D717,804 S *	11/2014	Budge	.....	D14/447
D745,524 S *	12/2015	Hung	.....	D14/440
9,314,078 B1	4/2016	Haymond et al.		

D756,985 S *	5/2016	Akana	.....	D14/250
D764,478 S *	8/2016	Radmard	.....	H04M 1/185 D14/250
D795,263 S *	8/2017	Fujioka	.....	D14/440
2014/0252786 A1	9/2014	Singhal		
2016/0080022 A1	3/2016	Radmard		

**OTHER PUBLICATIONS**

Yesgo: iPhone 7 Case, posted at amazon.com, earliest date reviewed Oct. 10, 2016, [online], acquired on Sep. 28, 2017. Available from Internet, <URL:https://www.amazon.com/iPhone-Case-Shock-proof-Anti-Scratch-Protective/dp/B01LXYNH4S/ref=cm\_cr\_arp\_d\_pdt\_img\_top?ie=UTF8>.\*

\* cited by examiner

*Primary Examiner* — Cathron C Brooks

*Assistant Examiner* — Aula Soroush

(74) *Attorney, Agent, or Firm* — Sand & Sebolt

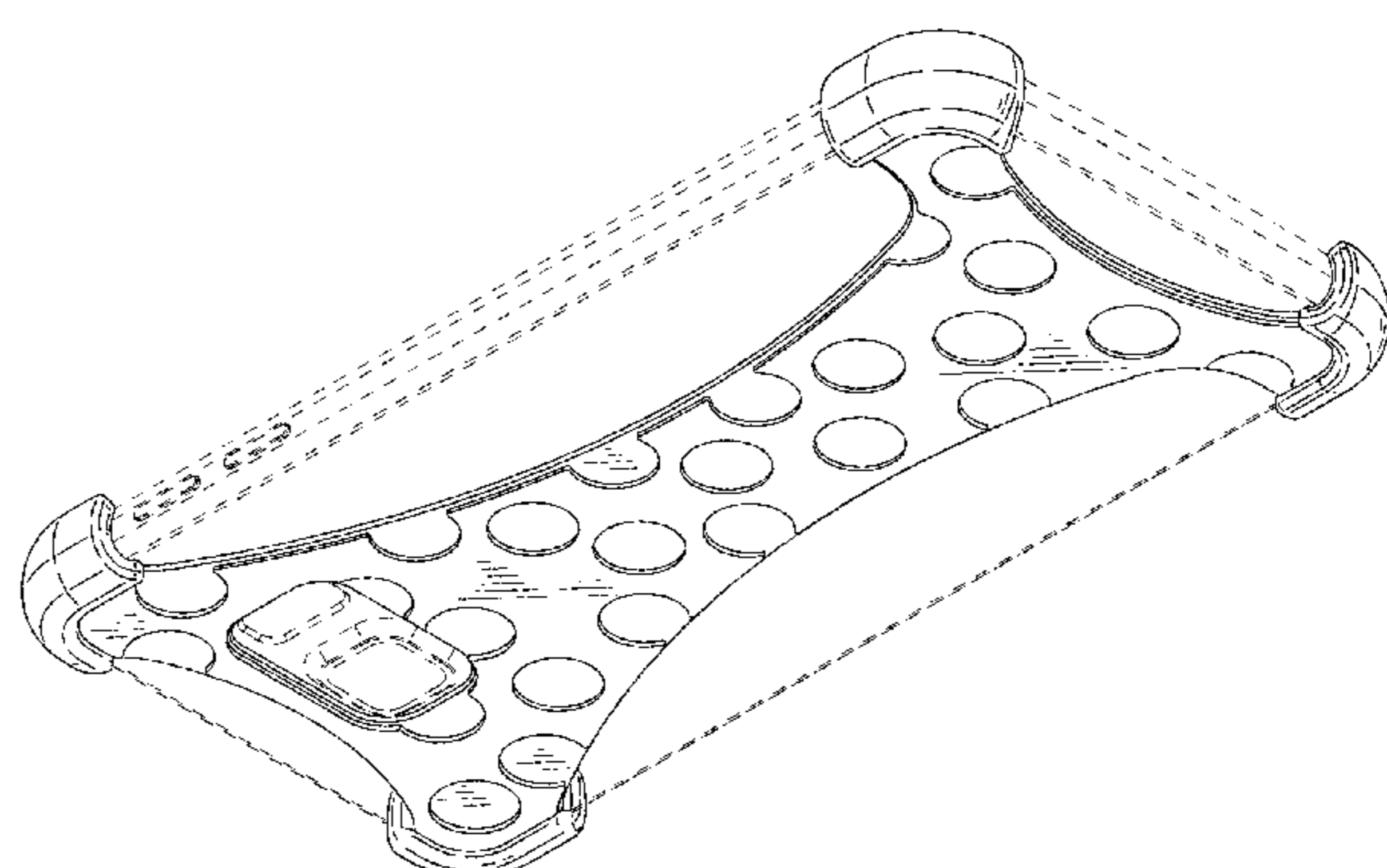
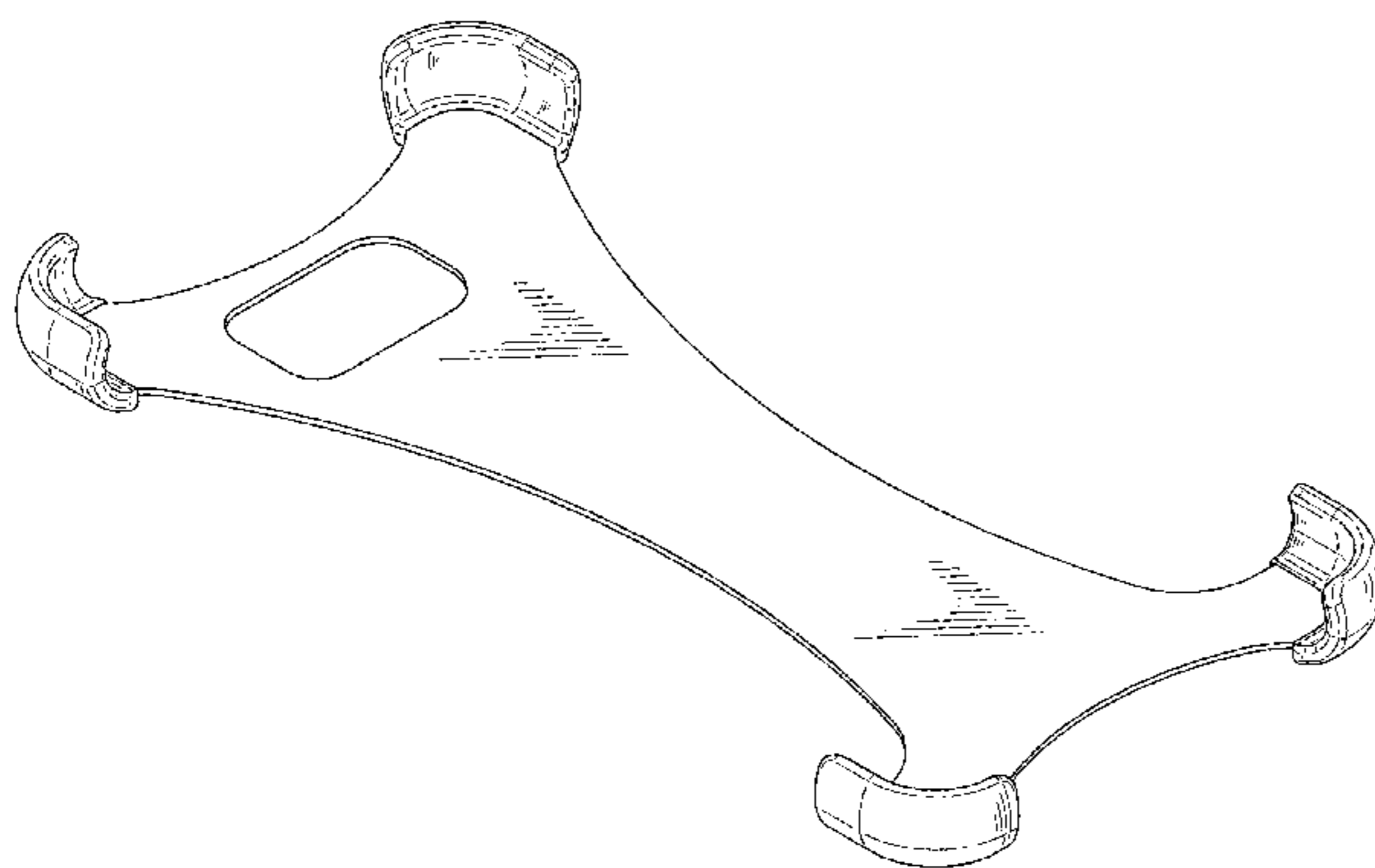
(57) **CLAIM**

The ornamental design for a cell phone case, as shown and described.

**DESCRIPTION**

FIG. 1 is a top perspective view of a cell phone case in accordance with a current invention.  
FIG. 2 is a bottom perspective view thereof.  
FIG. 3 is a top plan view thereof.  
FIG. 4 is a bottom plan view thereof.  
FIG. 5 is a side elevation view thereof; and,  
FIG. 6 is an end elevation view thereof.  
The broken lines illustrate the environment in which the cell phone case is used and form no part of the claimed design.

**1 Claim, 6 Drawing Sheets**



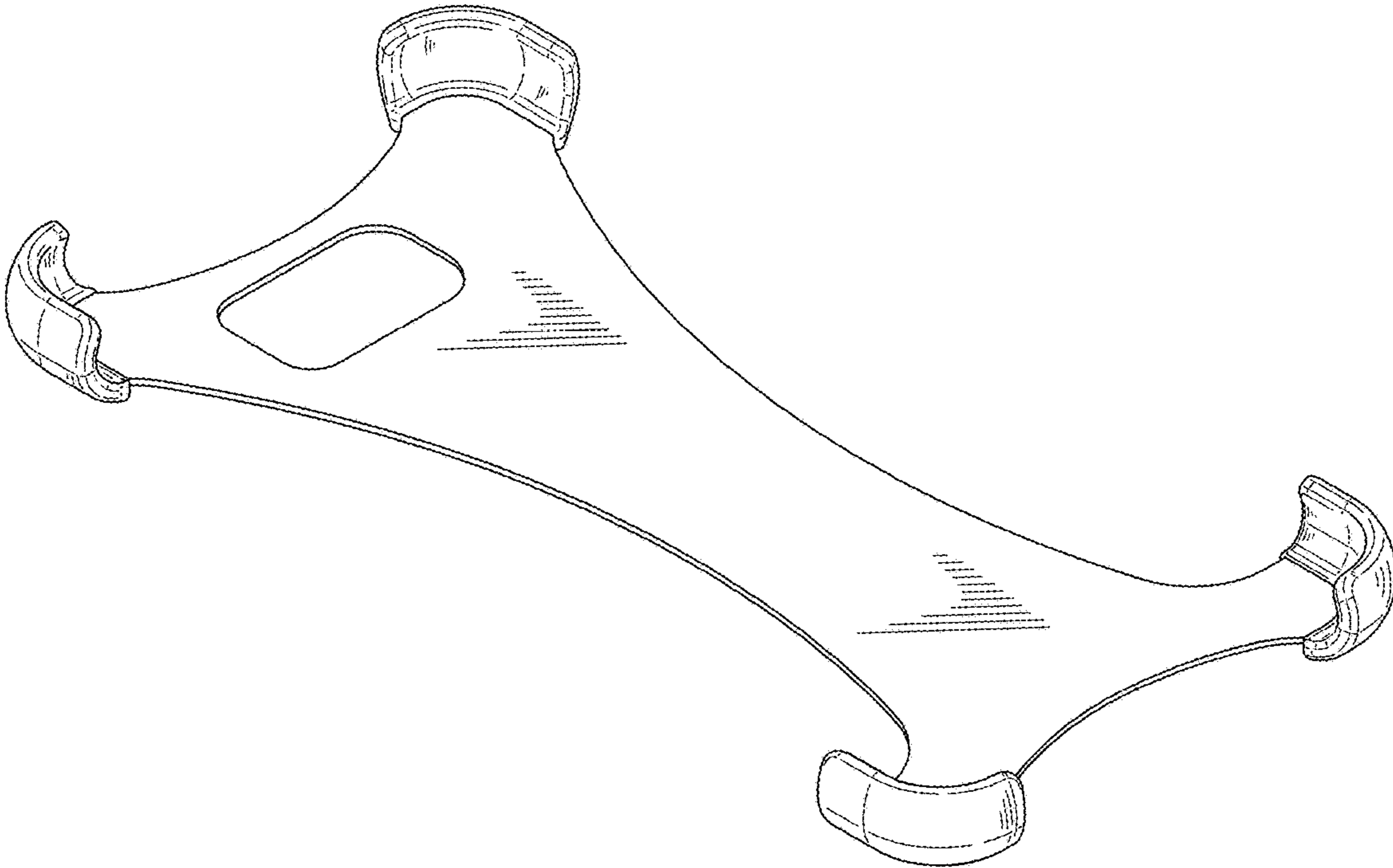


FIG. 1

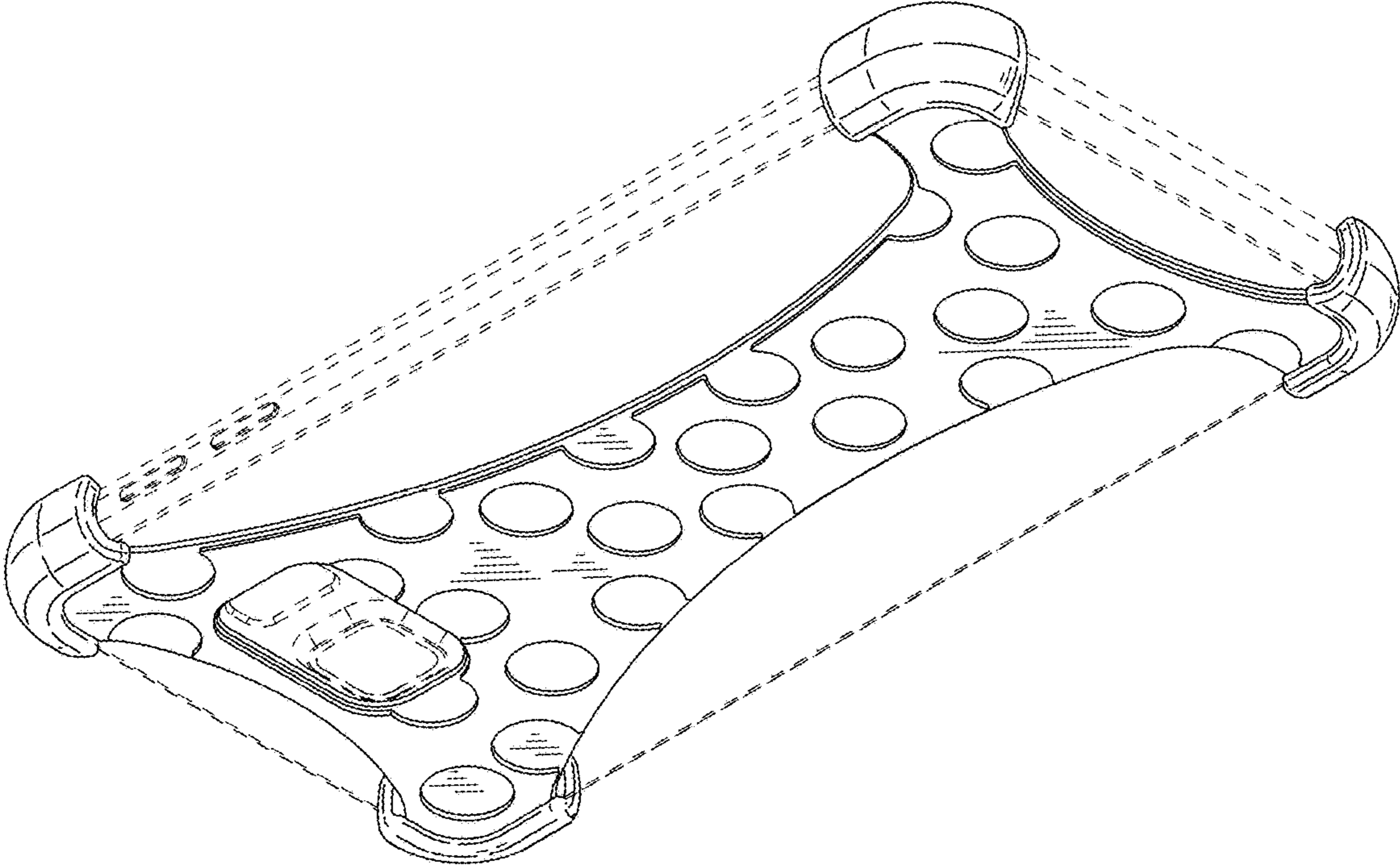


FIG. 2

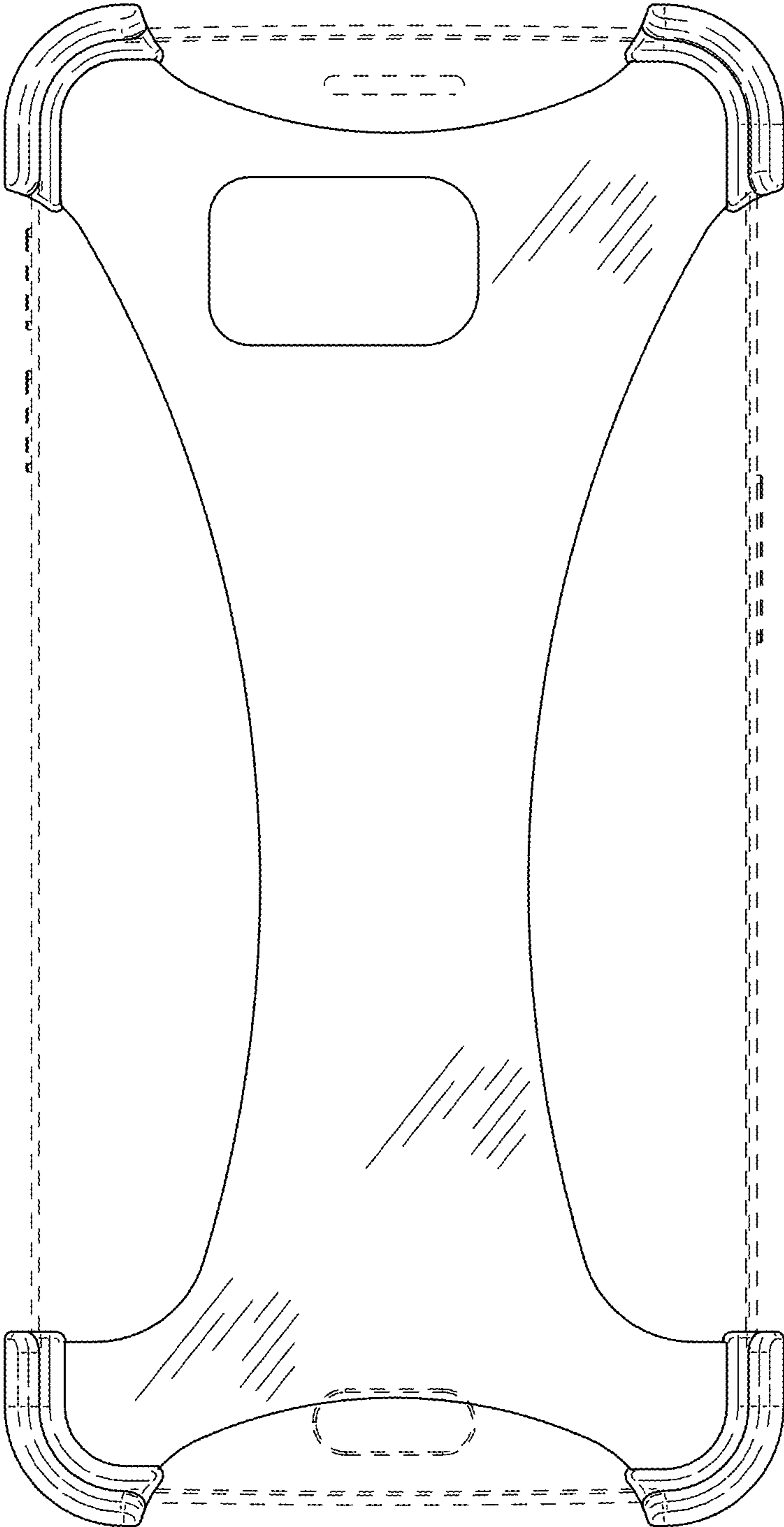


FIG. 3



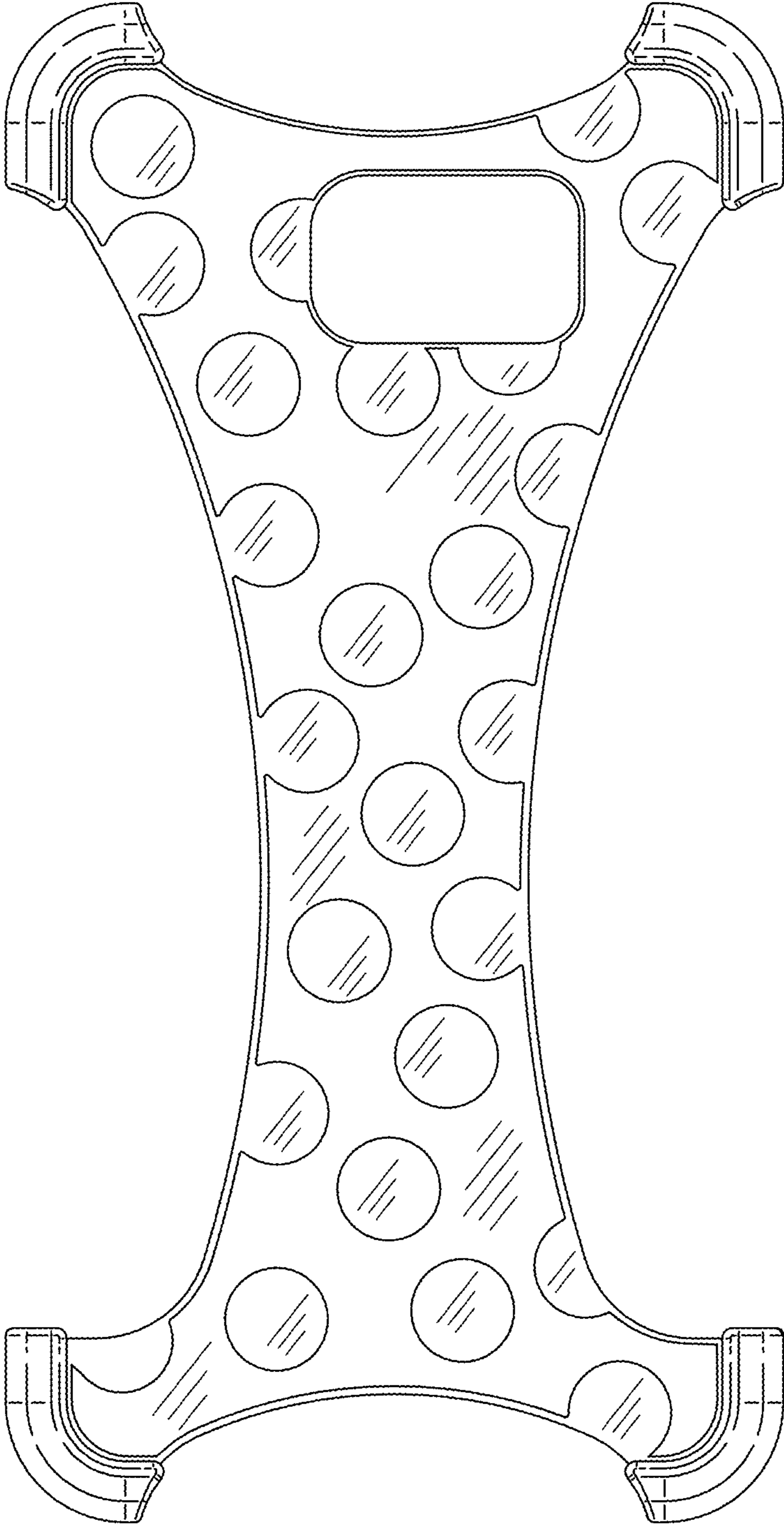


FIG. 4

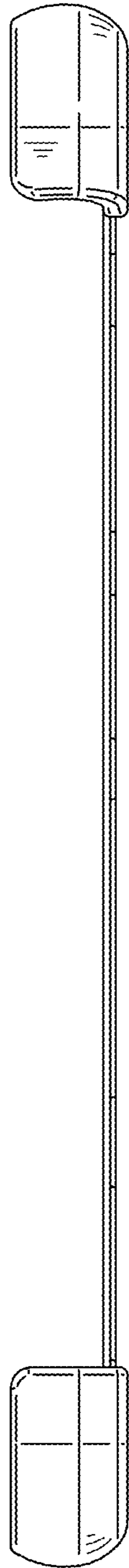


FIG. 5

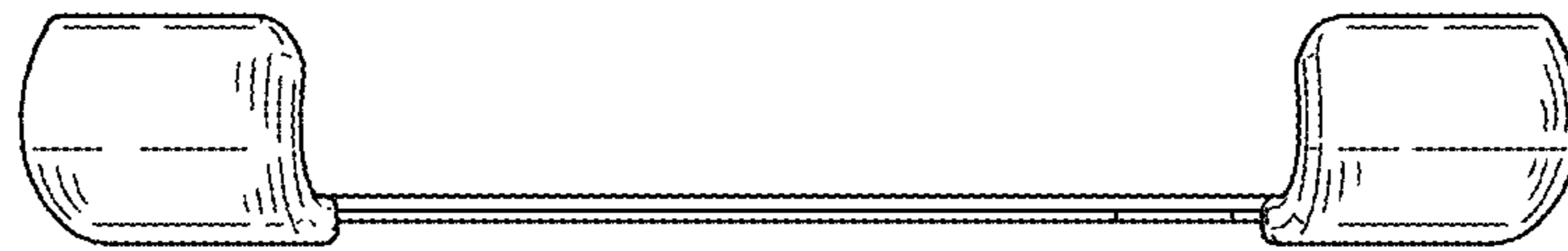


FIG. 6