



US00D817310S

(12) **United States Design Patent**
Marinissen

(10) **Patent No.:** **US D817,310 S**

(45) **Date of Patent:** **** May 8, 2018**

(54) **EAR PLUG**

(71) Applicant: **Dynamic Ear Company B.V.**, Delft (NL)

(72) Inventor: **David Marinissen**, Delft (NL)

(**) Term: **15 Years**

(21) Appl. No.: **29/590,635**

(22) Filed: **Jan. 12, 2017**

(30) **Foreign Application Priority Data**

Nov. 11, 2016 (EM) 003459262-0001

(51) **LOC (11) Cl.** **14-01**

(52) **U.S. Cl.**
USPC **D14/223**

(58) **Field of Classification Search**

USPC D14/223, 205; D24/174, 210, 106;
D9/729, 530, 435, 503; D28/76;
181/129, 130, 135; 128/151, 152, 864,
128/865; 381/74, 325, 374, 328, 151,
381/380, 381, 322; 455/90.3, 575.1,
455/569.1

See application file for complete search history.

(56) **References Cited**

U.S. PATENT DOCUMENTS

1,830,198 A * 11/1931 French H04R 25/652
181/135
D135,236 S * 3/1943 Younghusband D4/116
D141,278 S * 5/1945 Frederics D28/85
3,123,069 A * 3/1964 Laisne A61F 11/08
128/865
D208,885 S * 10/1967 Roehrich D9/503
3,408,461 A * 10/1968 Langford H04R 25/48
381/322

D221,978 S * 9/1971 Daenen D7/503
3,881,570 A * 5/1975 Lewis A61F 11/08
128/864
D236,988 S * 9/1975 Walters D14/223
D259,279 S * 5/1981 Takeda D24/106
4,584,718 A * 4/1986 Fuller G11B 33/025
181/149
D284,946 S * 8/1986 Augros D9/435
4,724,922 A * 2/1988 Kalayjian G10K 11/22
181/130
5,113,967 A * 5/1992 Killion A61F 11/08
181/132
D354,914 S * 1/1995 Newman D9/453
5,654,530 A * 8/1997 Sauer H04R 25/652
181/130
D468,301 S * 1/2003 Fushimi D14/223
6,931,142 B2 * 8/2005 Fushimi H04R 1/1016
181/130
D519,108 S * 4/2006 Yang D14/223
D548,325 S * 8/2007 Benner D24/106
D549,222 S * 8/2007 Huang A61F 11/08
D14/223

(Continued)

Primary Examiner — Paula Allen Greene

(74) *Attorney, Agent, or Firm* — Donald J. Ranft; Collen IP

(57) **CLAIM**

The ornamental design for an ear plug, as shown.

DESCRIPTION

FIG. 1 is a front right perspective view of an ear plug showing my new design;

FIG. 2 is a front view thereof;

FIG. 3 is a rear view thereof;

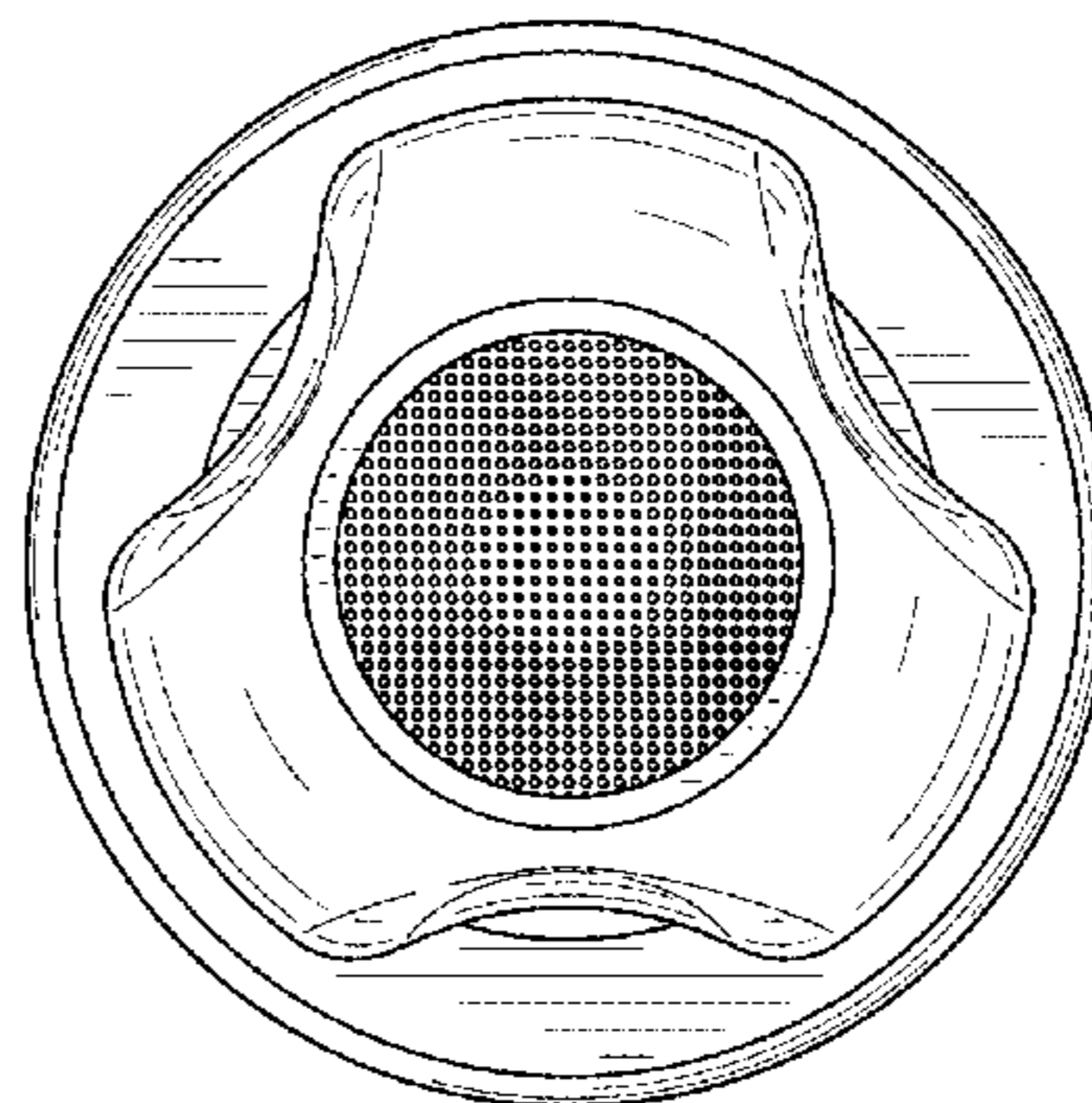
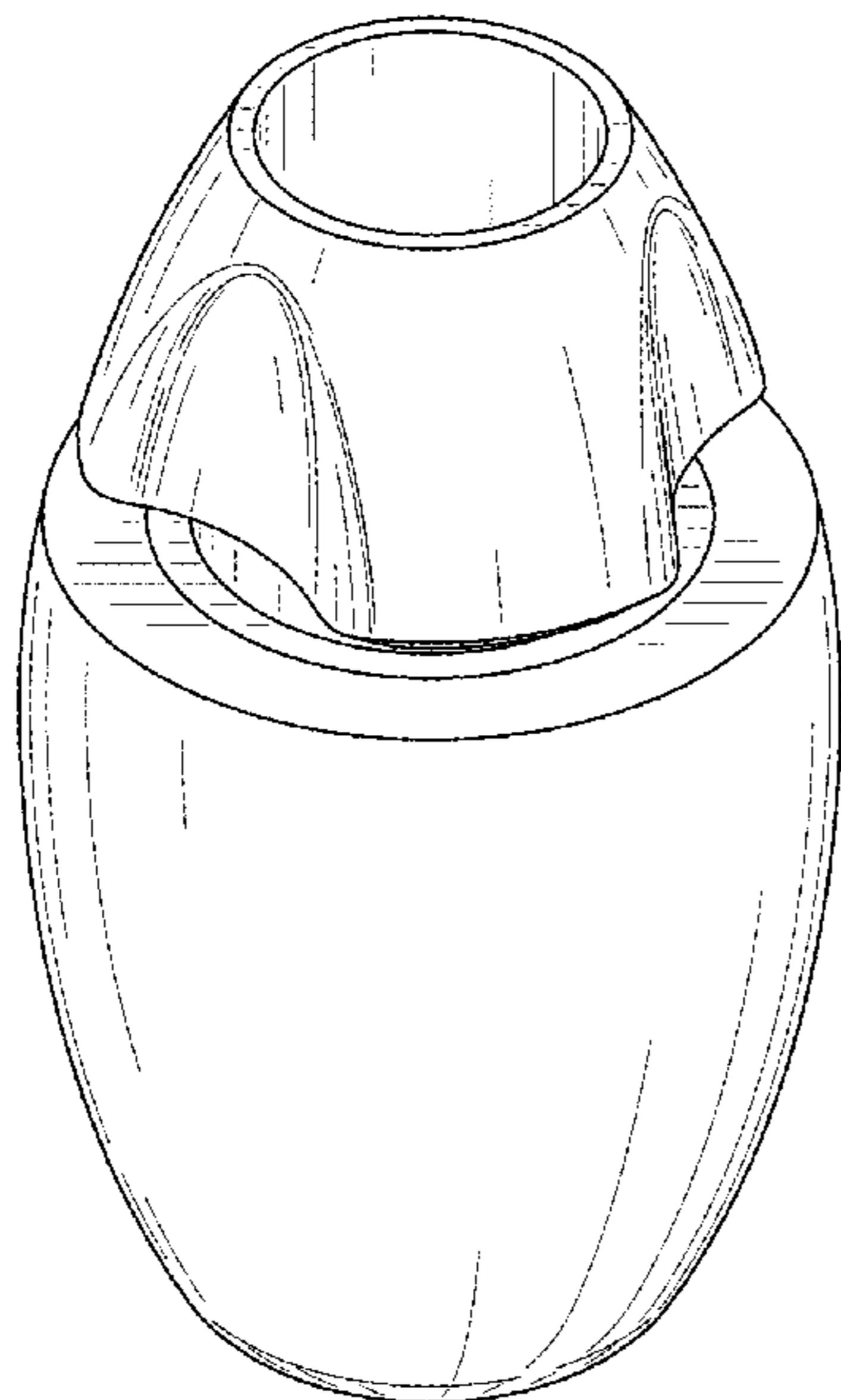
FIG. 4 is a left side view thereof;

FIG. 5 is a right side view thereof;

FIG. 6 is a top view thereof; and,

FIG. 7 is a bottom view thereof.

1 Claim, 4 Drawing Sheets



(56)

References Cited

U.S. PATENT DOCUMENTS

7,264,081 B2 * 9/2007 Bruck A61F 11/08
 181/129
 D569,841 S * 5/2008 Chung D14/205
 D586,333 S * 2/2009 Tkachuk D14/223
 D587,681 S * 3/2009 Yanai D14/205
 D594,441 S * 6/2009 Lee D14/205
 D595,268 S * 6/2009 Kolton D14/205
 D595,837 S * 7/2009 Benner D24/106
 7,778,434 B2 * 8/2010 Juneau A61F 11/10
 381/322
 D654,056 S * 2/2012 Hoggarth D14/205
 8,275,166 B2 * 9/2012 Wu H04R 25/00
 381/328
 8,290,193 B2 * 10/2012 Pang H04R 1/1033
 381/370
 D676,415 S * 2/2013 Erdel D14/205
 D685,764 S * 7/2013 Coulter D14/205
 8,477,978 B2 * 7/2013 Caldarola H04R 25/02
 181/130

D689,472 S * 9/2013 Erdel D14/223
 D691,278 S * 10/2013 Aunio D14/223
 D698,023 S * 1/2014 Iseberg D24/174
 8,731,227 B2 * 5/2014 Hwang H04R 1/1091
 181/135
 8,983,108 B2 * 3/2015 Ho H04R 1/1016
 181/135
 D726,145 S * 4/2015 Hsieh D14/205
 D764,445 S * 8/2016 Czaniecki D14/223
 D787,479 S * 5/2017 Tong D14/223
 2007/0154042 A1 * 7/2007 Buckley B65D 85/38
 381/322
 2011/0031060 A1 * 2/2011 Epping H04R 1/2803
 181/135
 2011/0110552 A1 * 5/2011 Pang H04R 1/1033
 381/374
 2014/0226833 A1 * 8/2014 Fukushima H04R 1/1075
 381/74
 2015/0382099 A1 * 12/2015 Chu H04R 1/2811
 381/370

* cited by examiner

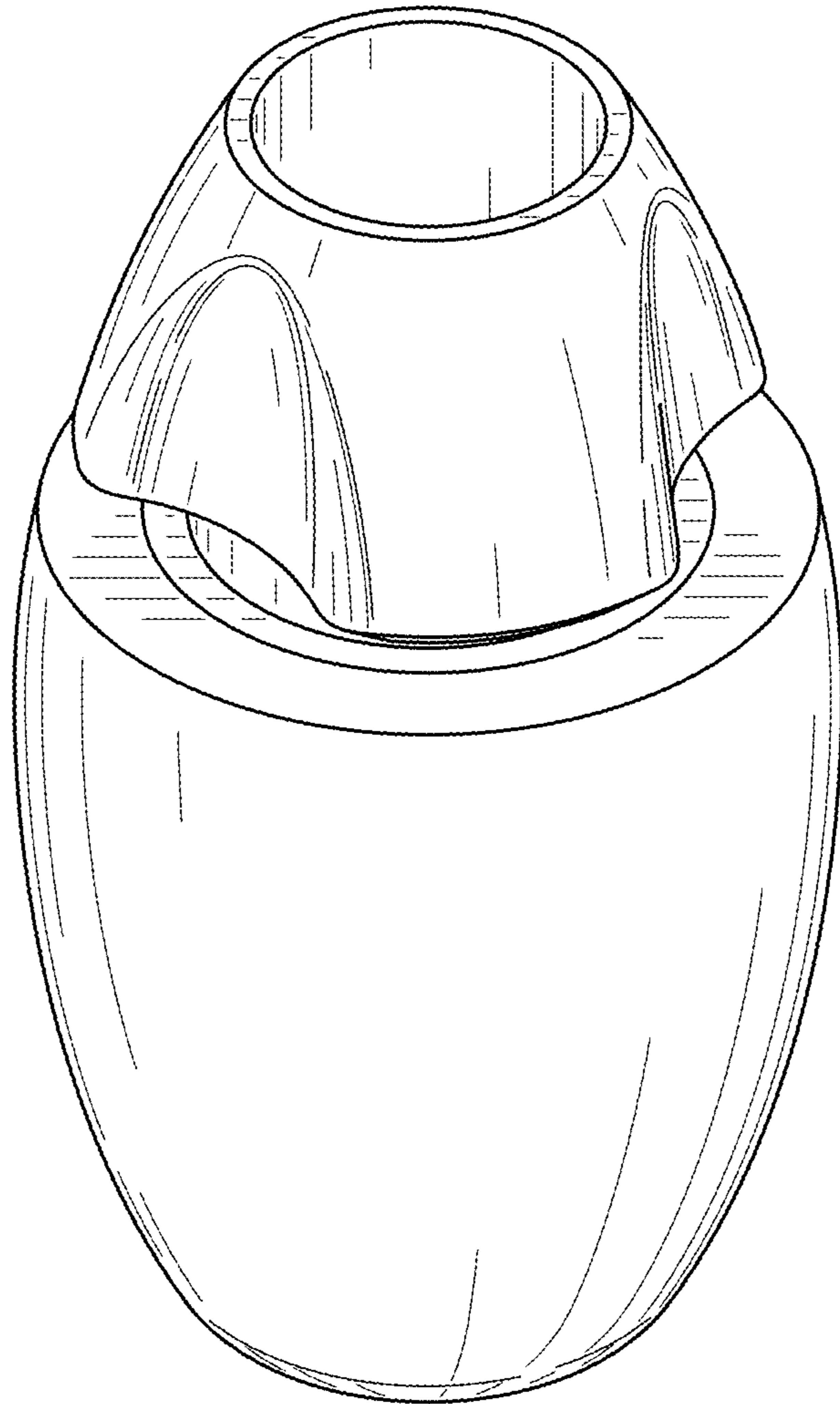


FIG. 1

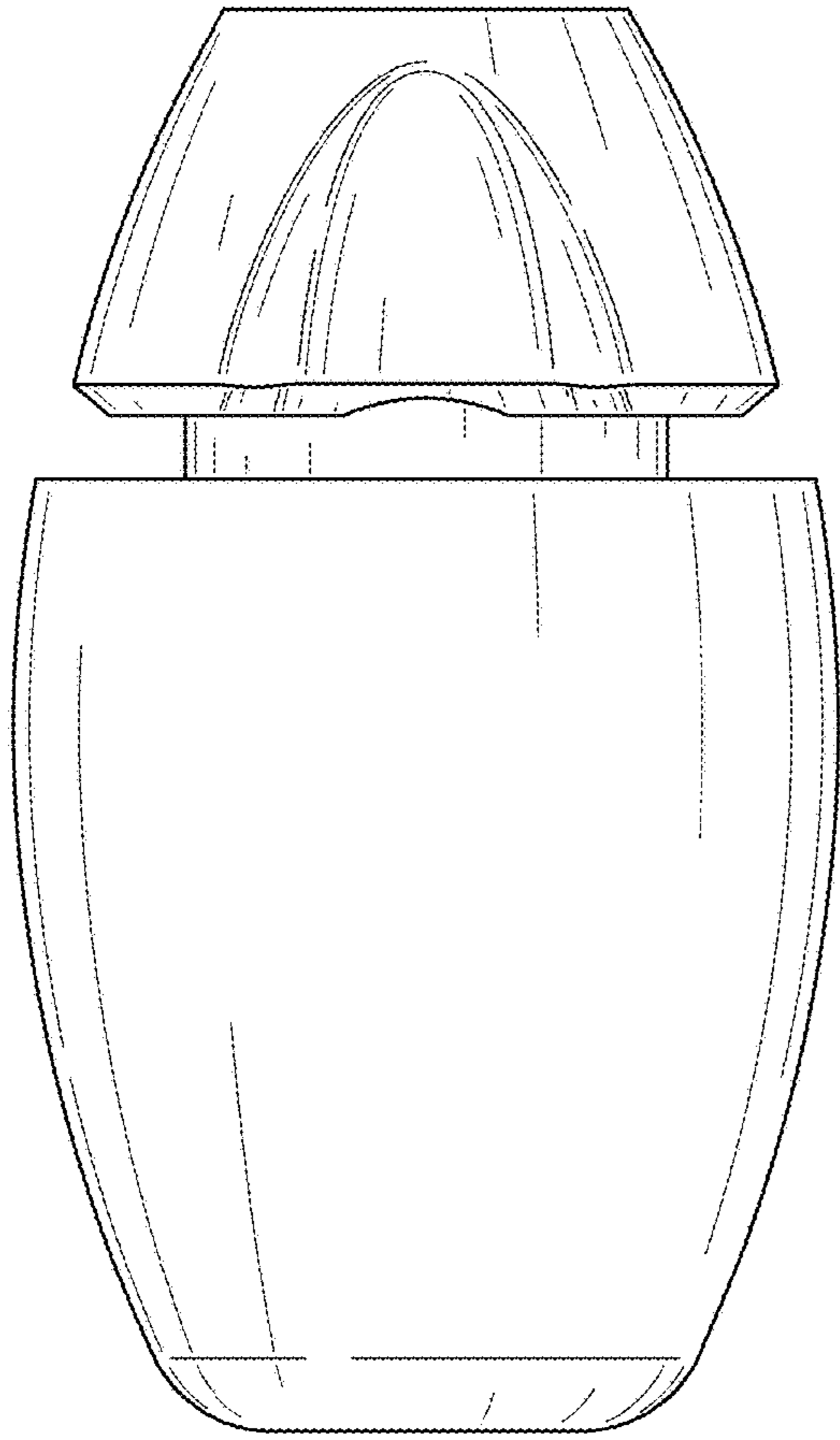


FIG. 2




FIG. 3

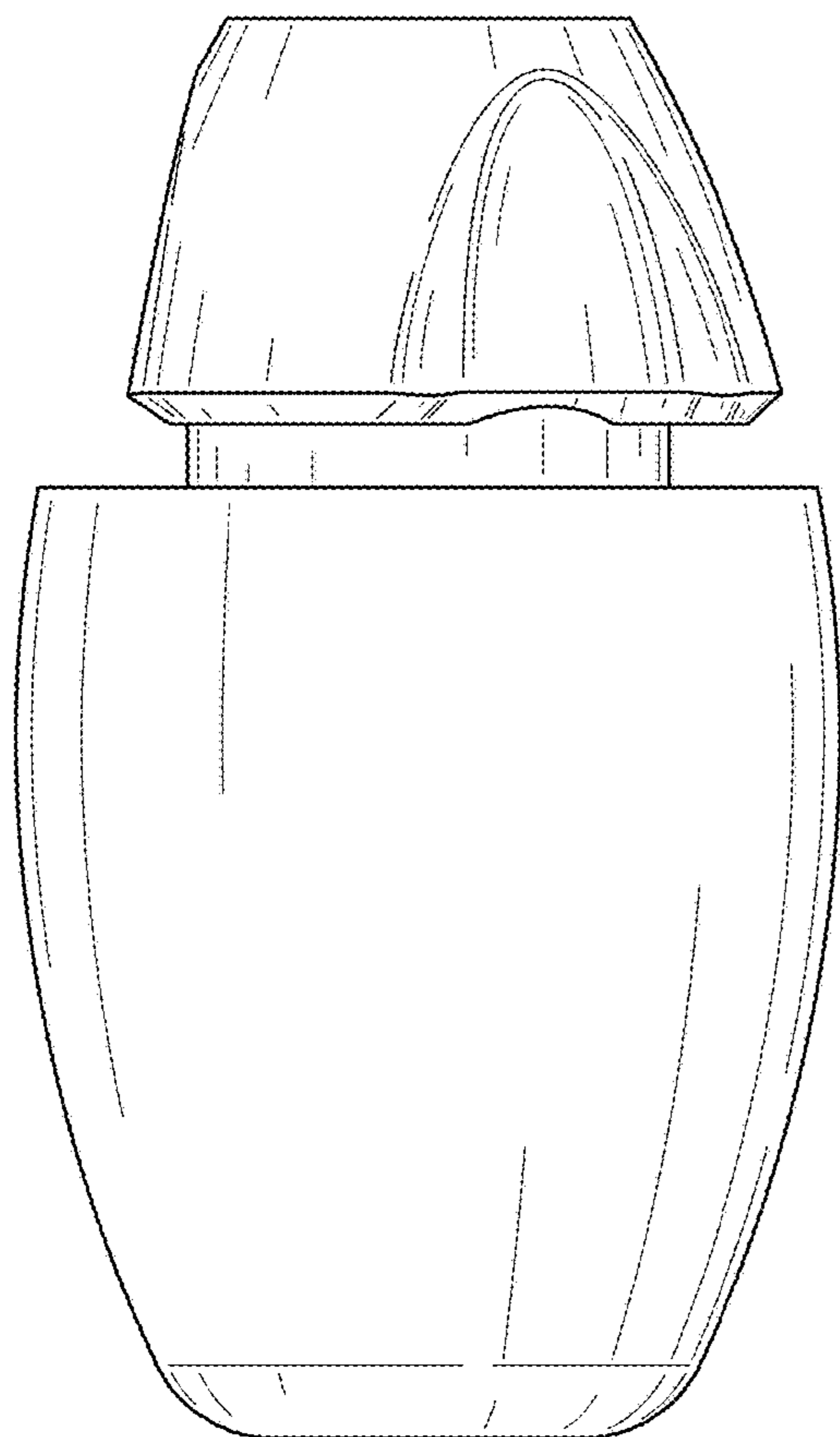


FIG. 4




FIG. 5

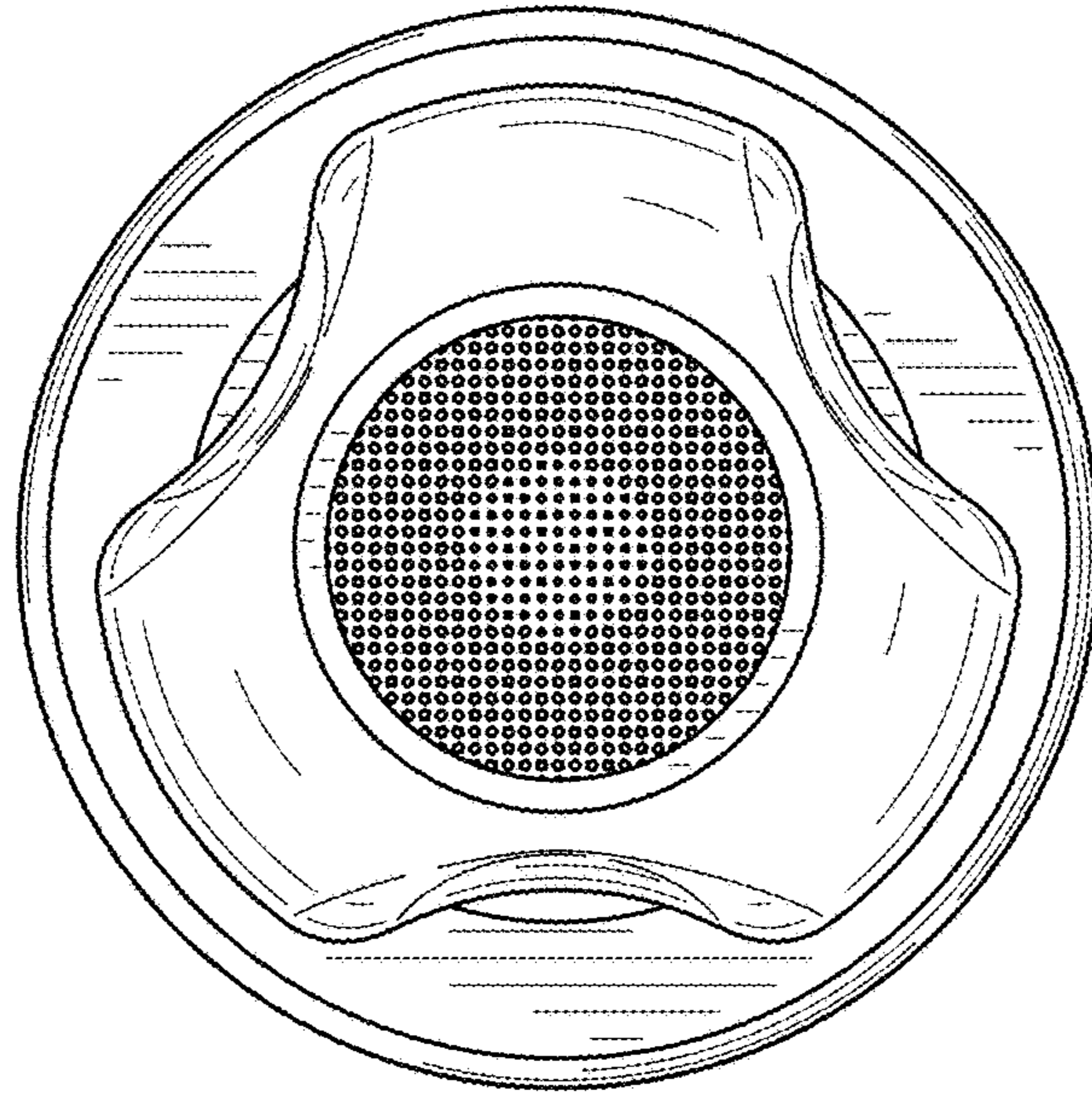


FIG. 6

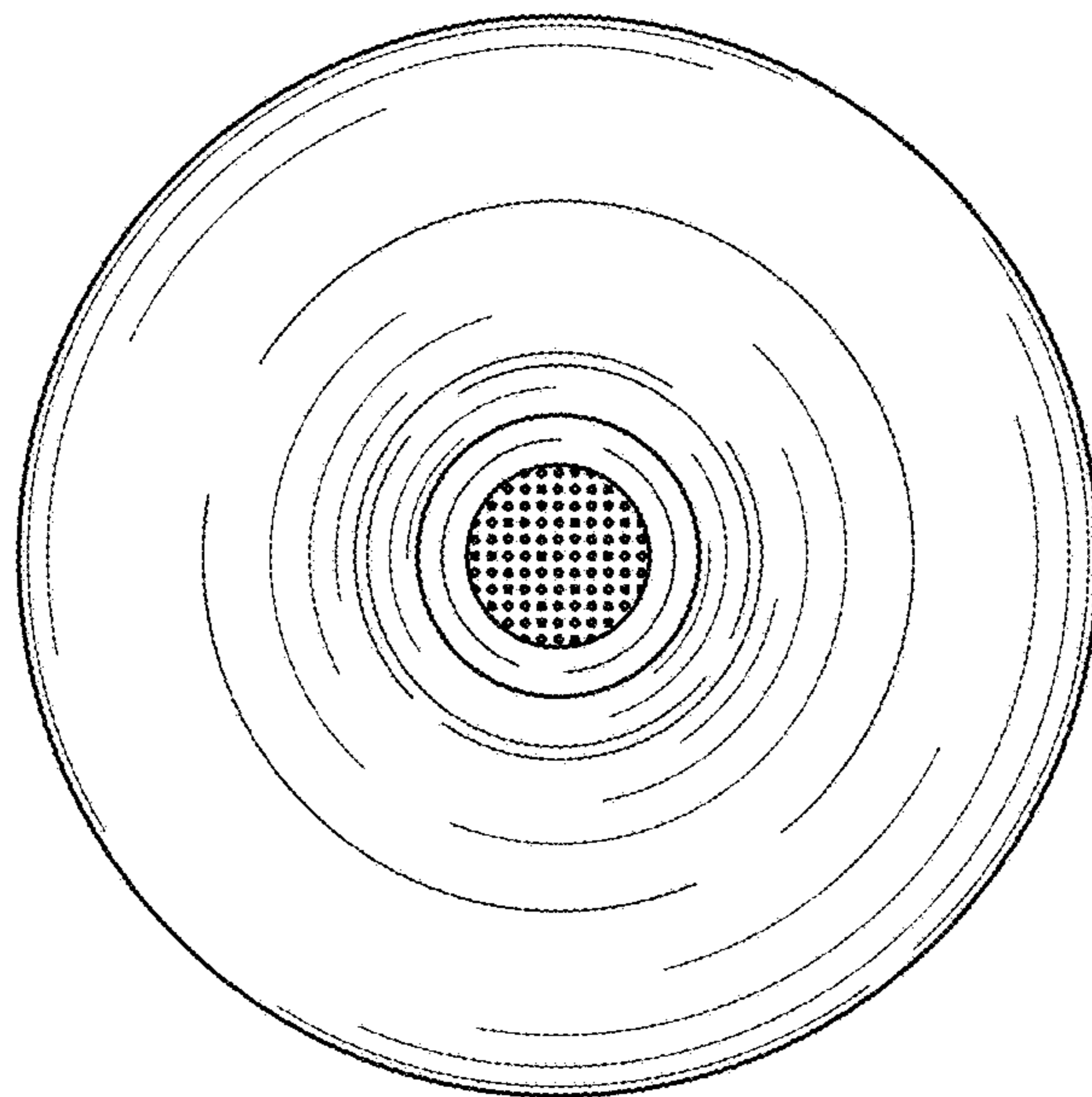


FIG. 7