



US00D817270S

(12) **United States Design Patent** (10) **Patent No.:** **US D817,270 S**
Kim (45) **Date of Patent:** **** May 8, 2018**

(54) **WIRELESS CHARGER FOR CELLULAR PHONE**

(71) Applicant: **LG INNOTEK CO., LTD.**, Seoul (KR)

(72) Inventor: **Jin Ho Kim**, Seoul (KR)

(73) Assignee: **LG INNOTEK CO., LTD.**, Seoul (KR)

(**) Term: **15 Years**

(21) Appl. No.: **29/563,823**

(22) Filed: **May 9, 2016**

(30) **Foreign Application Priority Data**

Nov. 9, 2015 (KR) 30-2015-0056227

(51) **LOC (11) Cl.** **13-02**

(52) **U.S. Cl.**
USPC **D13/108**

(58) **Field of Classification Search**
USPC D13/102-110, 118-119, 184; D14/251, D14/253, 432, 434
CPC Y02E 60/12; Y02T 90/14; Y02T 90/122; Y02T 90/128; Y02T 90/163; H02J 7/025; H02J 7/0042; H02J 7/0044; H02J 7/0045; H02J 7/0003; H01F 38/14; H01R 13/6675; H01M 2/1022; H01M 2/1055; H01M 10/44; H01M 10/46; H01M 10/425; B60L 11/182
See application file for complete search history.

(56) **References Cited**

U.S. PATENT DOCUMENTS

D465,486 S * 11/2002 Lee D14/341
D611,898 S * 3/2010 Yang D13/108

D611,899 S * 3/2010 Yang D13/108
D611,900 S * 3/2010 Yang D13/108
D644,989 S * 9/2011 Guccione D13/108
D692,375 S * 10/2013 Mamane D13/108
D697,473 S * 1/2014 Guccione D13/108
D705,160 S * 5/2014 Ormesher D13/108
D719,506 S * 12/2014 Jung D13/108
D725,035 S * 3/2015 Jung D13/110
D728,469 S * 5/2015 Castelli D13/103
D731,967 S * 6/2015 Tuhkanen D13/108
D771,050 S * 11/2016 Morgeneier D14/426

* cited by examiner

Primary Examiner — Rosemary K Tarca

Assistant Examiner — Alison M Ofstun

(74) *Attorney, Agent, or Firm* — Ked & Associates LLP

(57) **CLAIM**


The ornamental design for a wireless charger for cellular phone, as shown and described.

DESCRIPTION

FIG. 1 is a perspective view of a wireless charger for cellular phone showing my new design;
FIG. 2 is a front view thereof;
FIG. 3 is a rear view thereof;
FIG. 4 is a first side view thereof;
FIG. 5 is a second side view thereof;
FIG. 6 is a top view thereof; and,
FIG. 7 is a bottom view thereof.

The broken lines in the figures represent portions of the article which form no part of the claimed design.

1 Claim, 7 Drawing Sheets






FIG. 1




FIG. 2

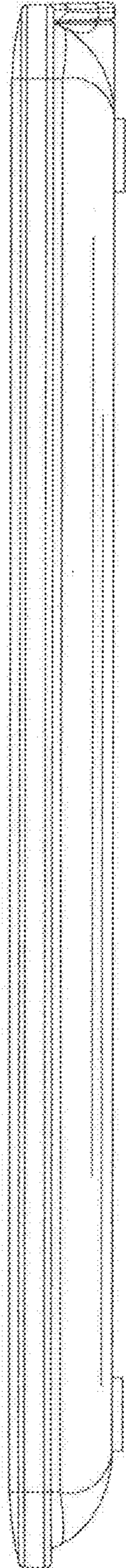


FIG. 3

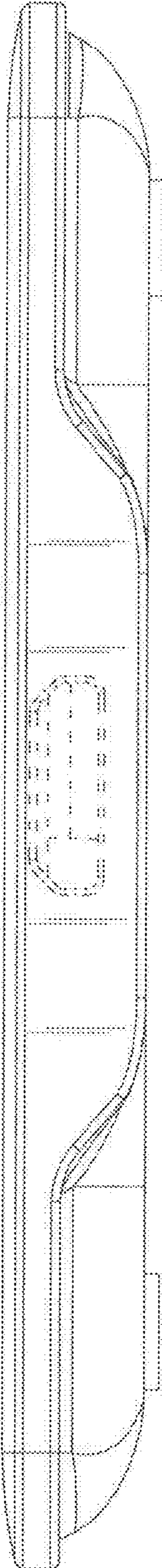


FIG. 4




FIG. 5




FIG. 6

FIG. 7

