



US00D817263S

(12) **United States Design Patent** (10) **Patent No.:** **US D817,263 S**
Zheng (45) **Date of Patent:** **** May 8, 2018**

(54) **SOLAR (PV) POWER PROTECTION FUSE**

(56) **References Cited**

(71) Applicant: **ZHEJIANG GALAXY FUSE CO., LTD.**, Wenzhou (CN)

U.S. PATENT DOCUMENTS

(72) Inventor: **Xiangxu Zheng**, Wenzhou (CN)

D257,893	S	*	1/1981	Millhollen	D13/102
D258,141	S	*	2/1981	Robbins, Jr.	D13/102
4,540,969	A	*	9/1985	Sugar	H01H 85/143 337/228
D326,845	S	*	6/1992	Katz	D13/160
D336,463	S	*	6/1993	Nimpoeno	D13/161

(**) Term: **15 Years**

* cited by examiner

(21) Appl. No.: **29/568,182**

(22) Filed: **Jun. 15, 2016**

Primary Examiner — Derrick Holland

(51) **LOC (11) Cl.** **13-02**

(74) *Attorney, Agent, or Firm* — Wayne & Ken, LLC;
Tony Hom

(52) **U.S. Cl.**

(57) **CLAIM**

USPC **D13/102**

The ornamental design for a solar (PV) power protection fuse, as shown and described.

(58) **Field of Classification Search**

DESCRIPTION


USPC D13/102, 101, 103, 107, 108, 160, 161,
D13/184, 199; 126/569, 604, 615, 626;
136/206, 243, 244, 245, 252; 320/101,
320/102, 120

CPC . H01L 31/048; H01L 31/052; H01L 31/0735;
H01L 31/0504; H01L 31/0543; H01L
31/0547; H01L 31/02008; H01L
31/02168; Y02E 10/52; Y02E 10/544;
H02H 5/10; H01H 85/201; H01H 85/202;
H05K 7/005

FIG. 1 is a front view of a solar (PV) power protection fuse showing my new design;
FIG. 2 is a back view thereof;
FIG. 3 is a left side view thereof;
FIG. 4 is a right side view thereof;
FIG. 5 is a top plan view thereof; and,
FIG. 6 is a bottom plan view thereof.

See application file for complete search history.

1 Claim, 6 Drawing Sheets






FIG. 1




FIG. 2

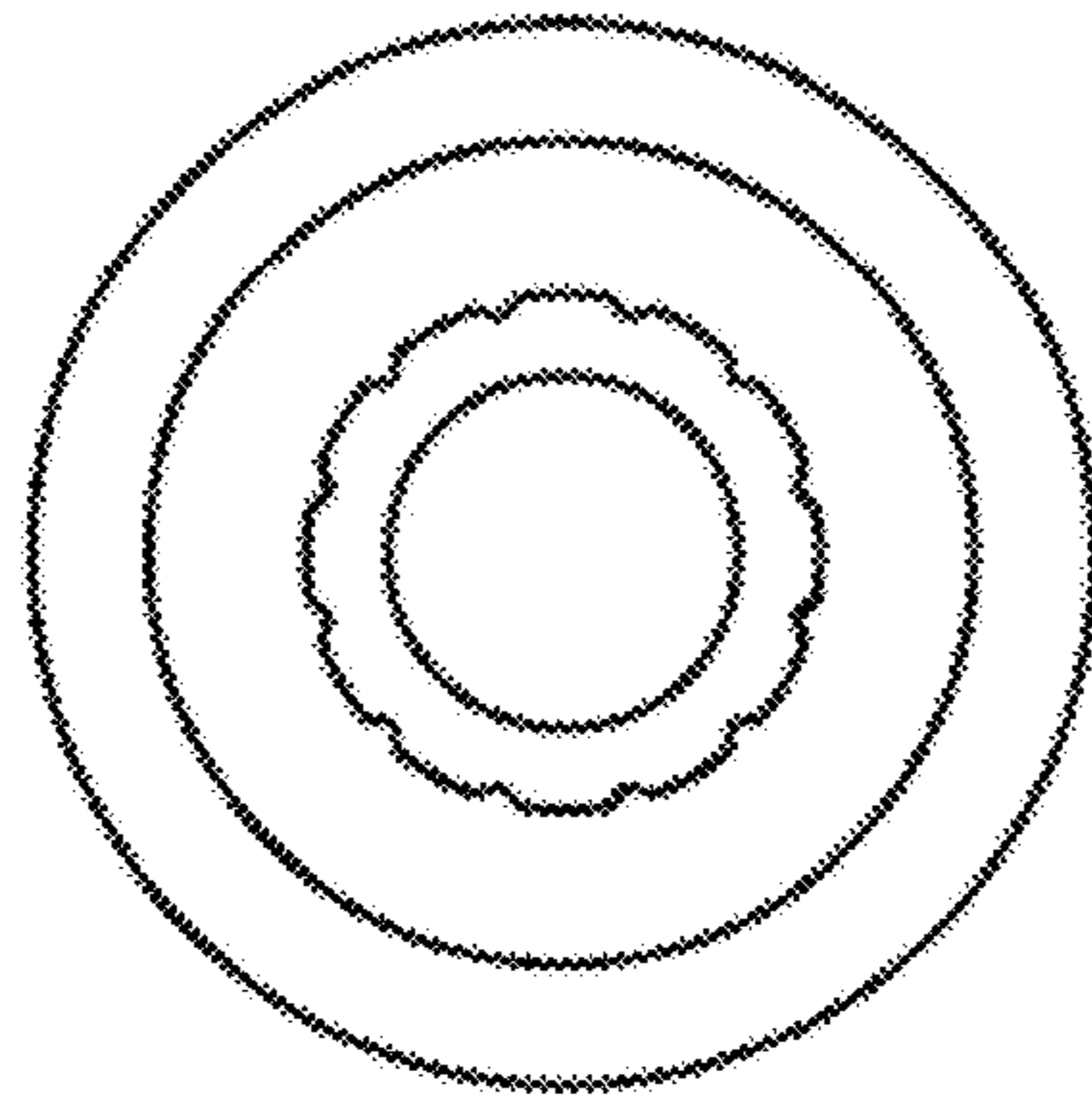


FIG.3

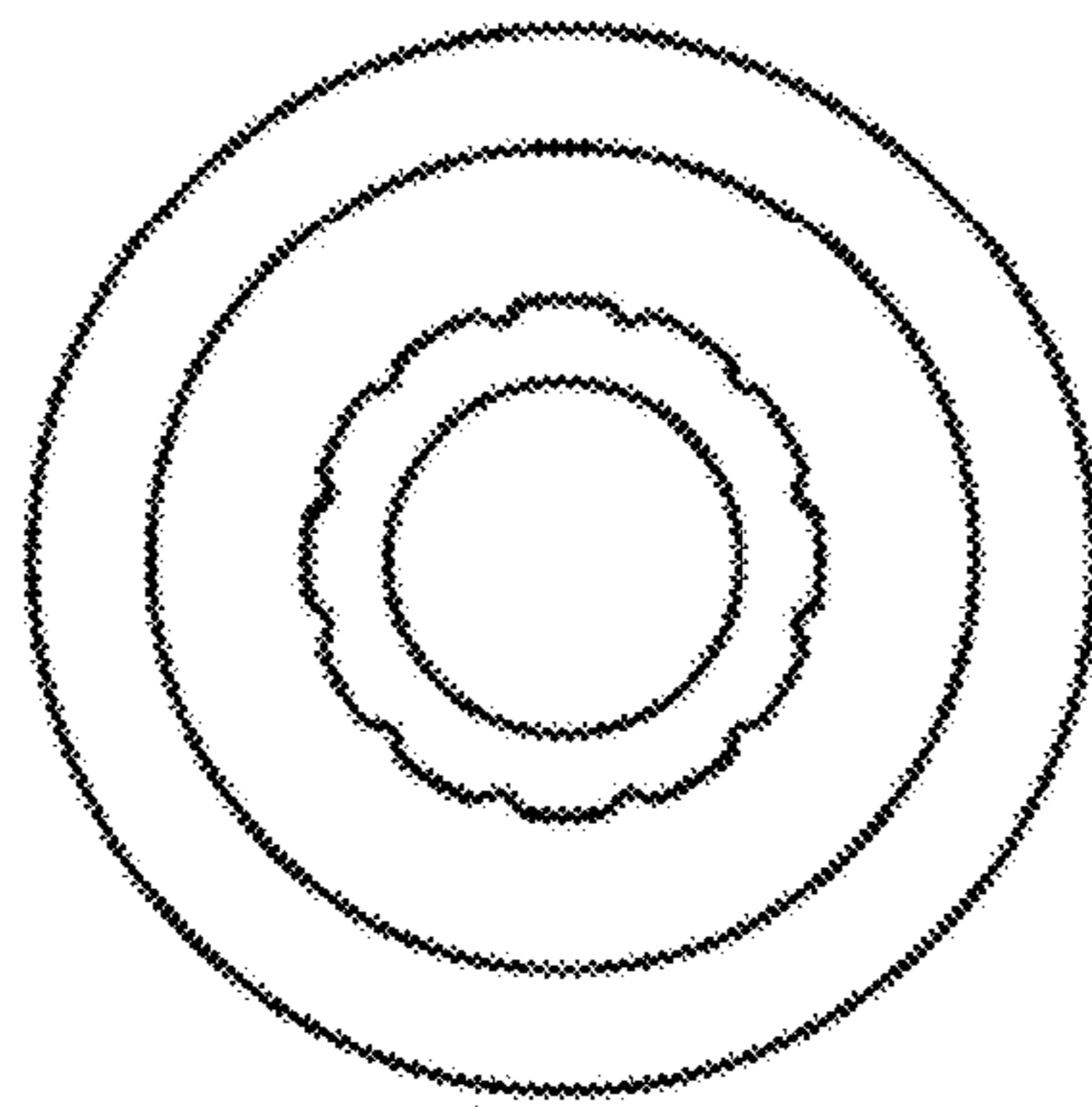


FIG. 4




FIG. 5




FIG. 6