



US00D817255S

(12) **United States Design Patent**
Volpicelli

(10) **Patent No.:** **US D817,255 S**
(45) **Date of Patent:** **** May 8, 2018**

(54) **VEHICLE ROOF**

(71) Applicant: **Gabrielle Volpicelli**, Upton, MA (US)

(72) Inventor: **Gabrielle Volpicelli**, Upton, MA (US)

(**) Term: **15 Years**

(21) Appl. No.: **29/593,401**

(22) Filed: **Feb. 8, 2017**

(51) **LOC (11) Cl.** **12-16**

(52) **U.S. Cl.**
USPC **D12/404**

(58) **Field of Classification Search**
USPC D12/401-405; D6/610, 611, 596, 601,
D6/602, 603, 615, 617, 621; D7/332,
D7/334-337
CPC E04H 5/06; B62J 19/00; B62J 1/18; B62J
1/26; B62J 1/24; B62J 1/22
See application file for complete search history.

(56) **References Cited**

U.S. PATENT DOCUMENTS

D496,618 S *	9/2004	Nakajima	D12/195
D610,067 S *	2/2010	Frankham	D12/404
D625,680 S *	10/2010	de Waal	D12/404
D636,719 S *	4/2011	Hinrichs	D12/404
D667,773 S *	9/2012	Hinrichs	D12/404
D693,759 S *	11/2013	Hill	D12/404
D746,564 S *	1/2016	Wright	D2/951
D775,056 S *	12/2016	Wheel	D12/404
D785,542 S *	5/2017	Patel	D12/404
D786,173 S *	5/2017	Peat	D12/404
D793,945 S *	8/2017	Short	D12/404

* cited by examiner

Primary Examiner — Katrina A Betton

(74) *Attorney, Agent, or Firm* — Adler Pollock & Sheehan P.C.; Daniel J. Holmader, Esq.

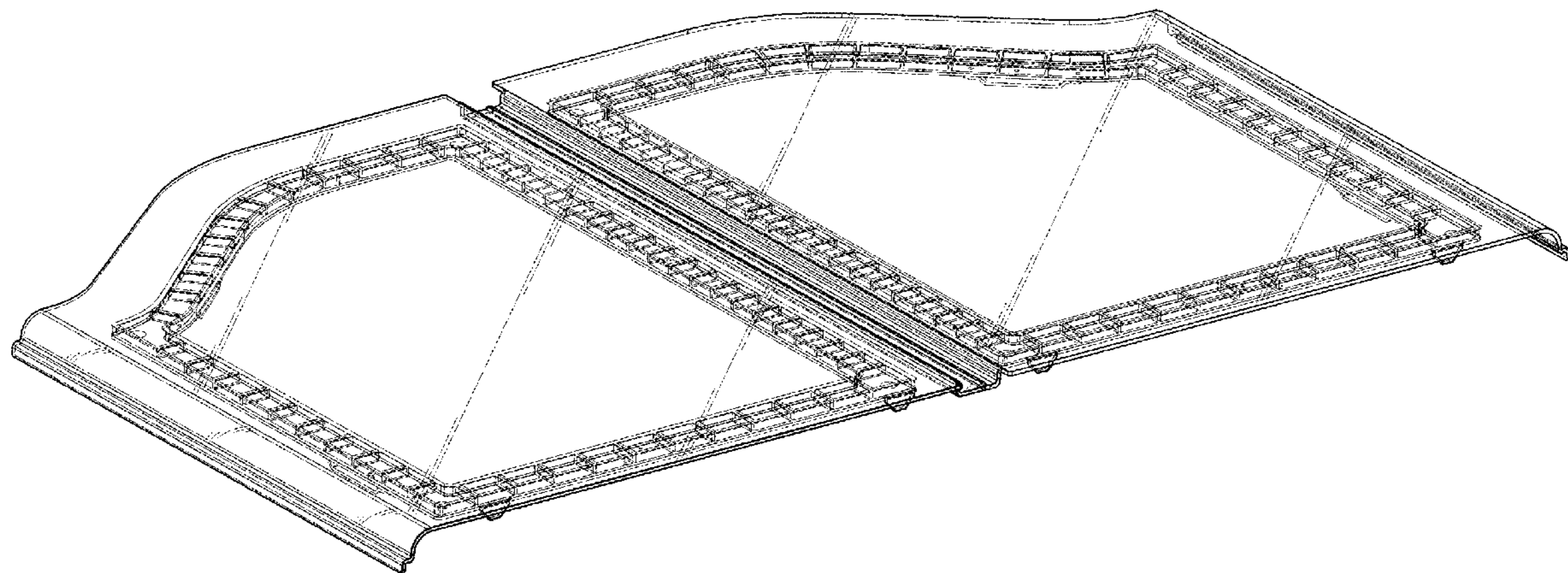
(57) **CLAIM**

The ornamental design for a vehicle roof, as shown and described.

DESCRIPTION

FIG. 1 is a top perspective view of a vehicle roof in accordance with the subject disclosure.
 FIG. 2 is a bottom perspective view of the vehicle roof in accordance with the subject disclosure.
 FIG. 3 is a front view of the vehicle roof, with the top of the roof facing up, in accordance with the subject disclosure.
 FIG. 4 is a rear view of the vehicle roof, with the bottom of the roof facing up, in accordance with the subject disclosure.
 FIG. 5 is a left side view of the vehicle roof in accordance with the subject disclosure.
 FIG. 6 is a top view of the vehicle roof in accordance with the subject disclosure.
 FIG. 7 is a bottom view of the vehicle roof in accordance with the subject disclosure; and,
 FIG. 8 is a top view of the vehicle roof in accordance with the subject disclosure affixed to the top of a vehicle.
 No right side view is shown, the right side view being a mirror image of the left side view of FIG. 5.
 The broken line showings are included for the purpose of illustrating portions of the invention and form no part of the claimed design.
 In alternative embodiments, the vehicle roof make have different screws, connectors, or different structural supports.

1 Claim, 7 Drawing Sheets



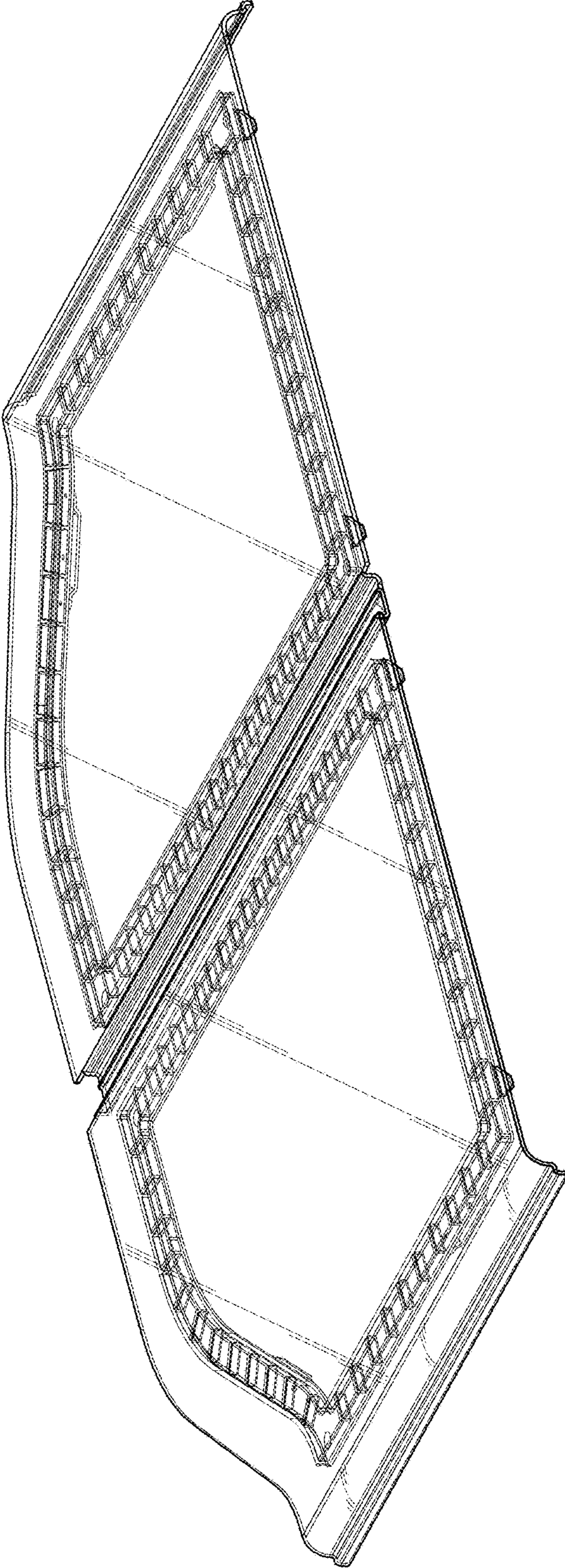


FIG. 1

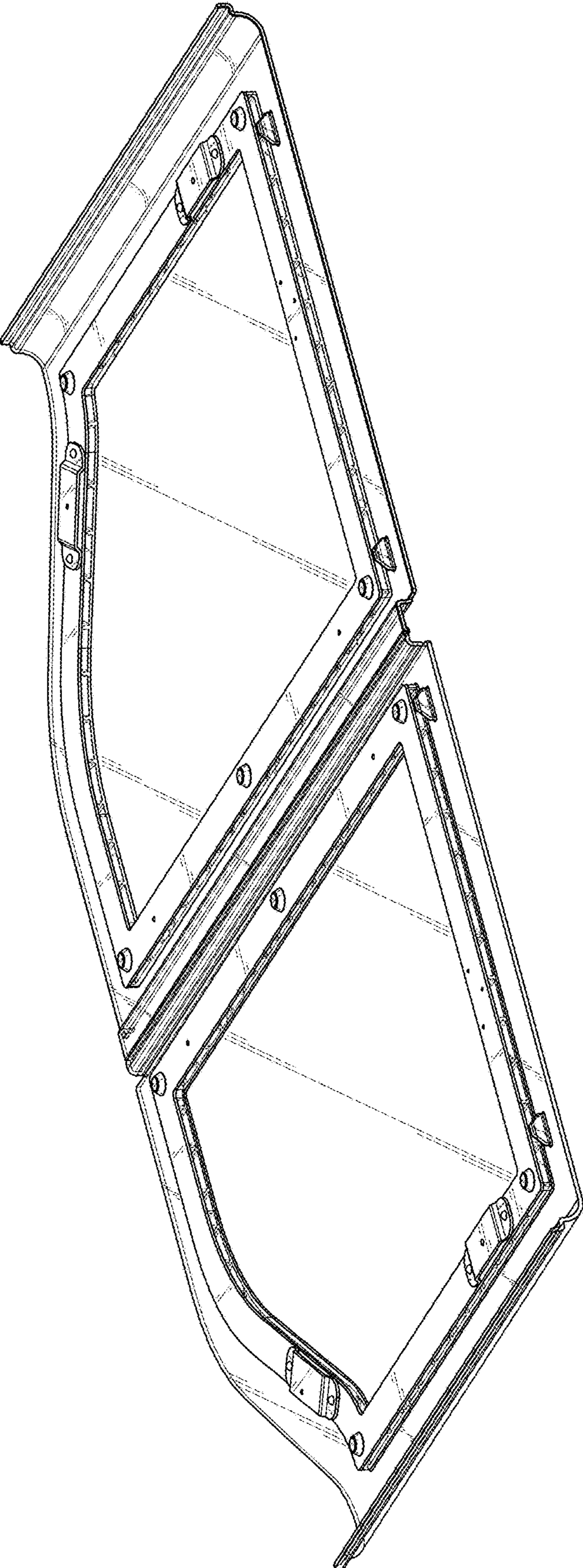


FIG. 2

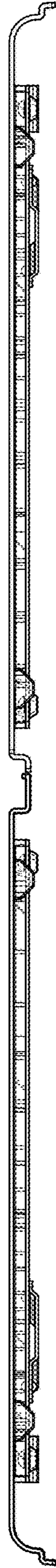


FIG. 3



FIG. 4

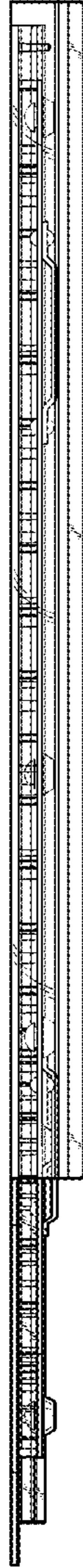


FIG. 5

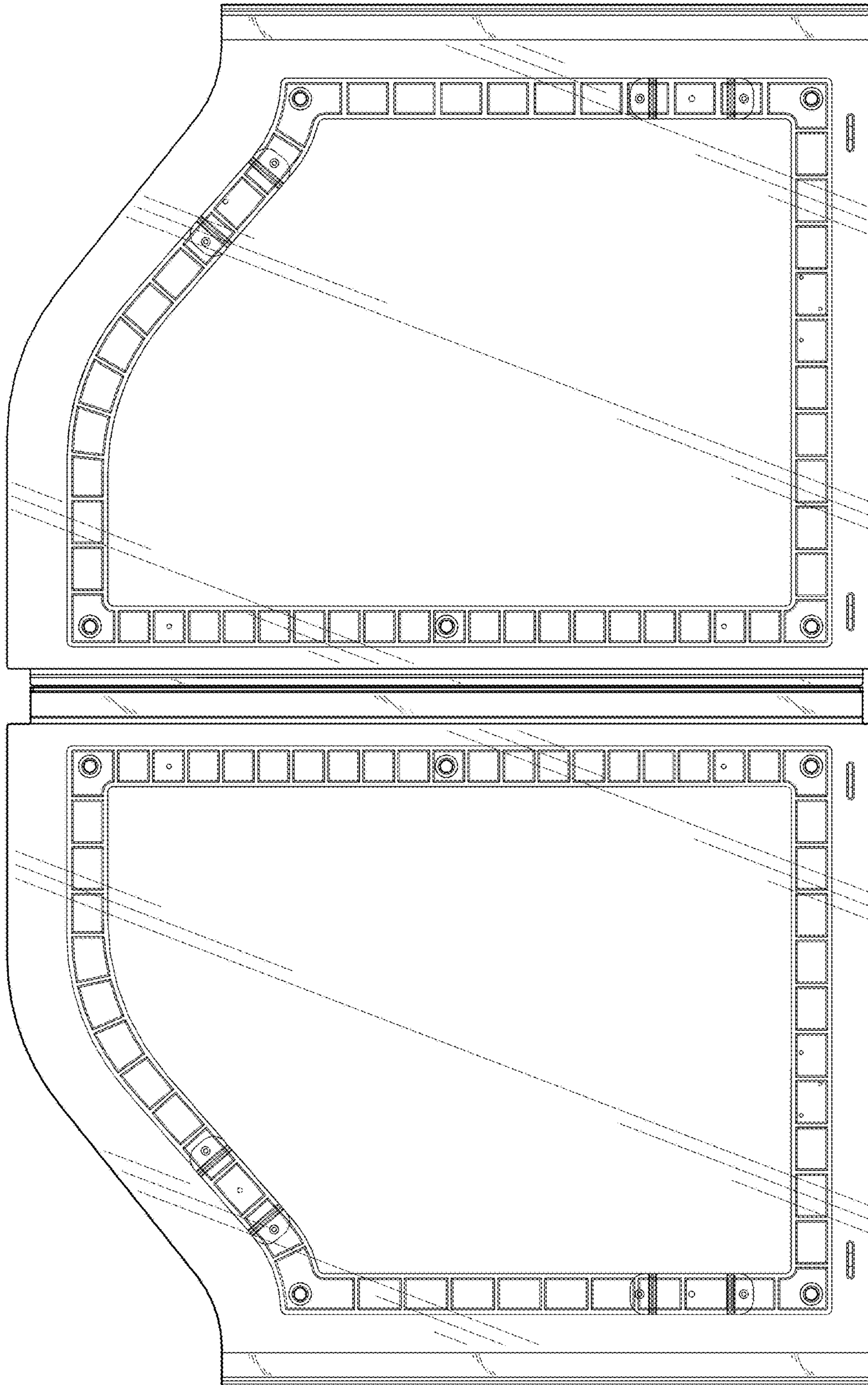


FIG. 6

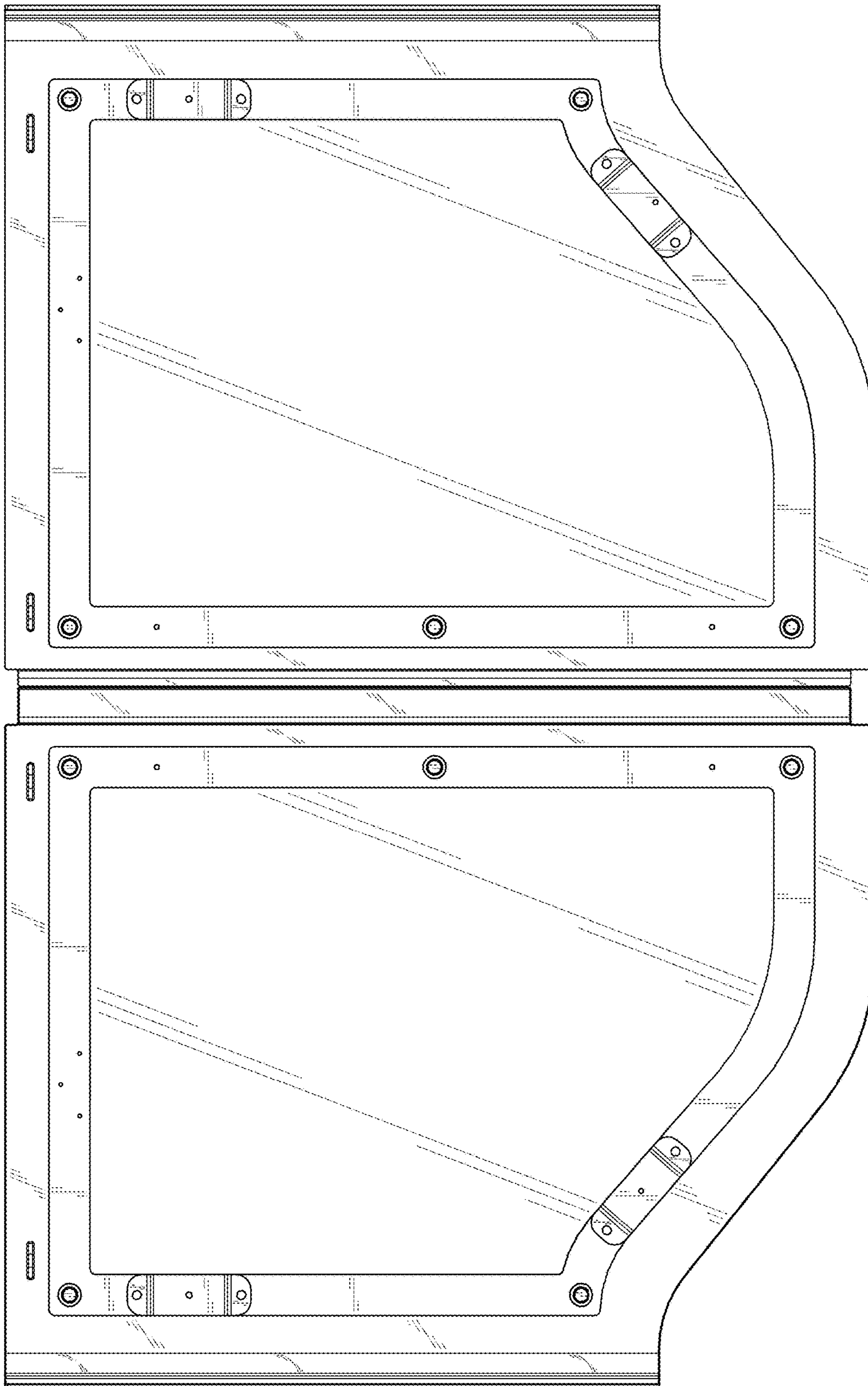


FIG. 7

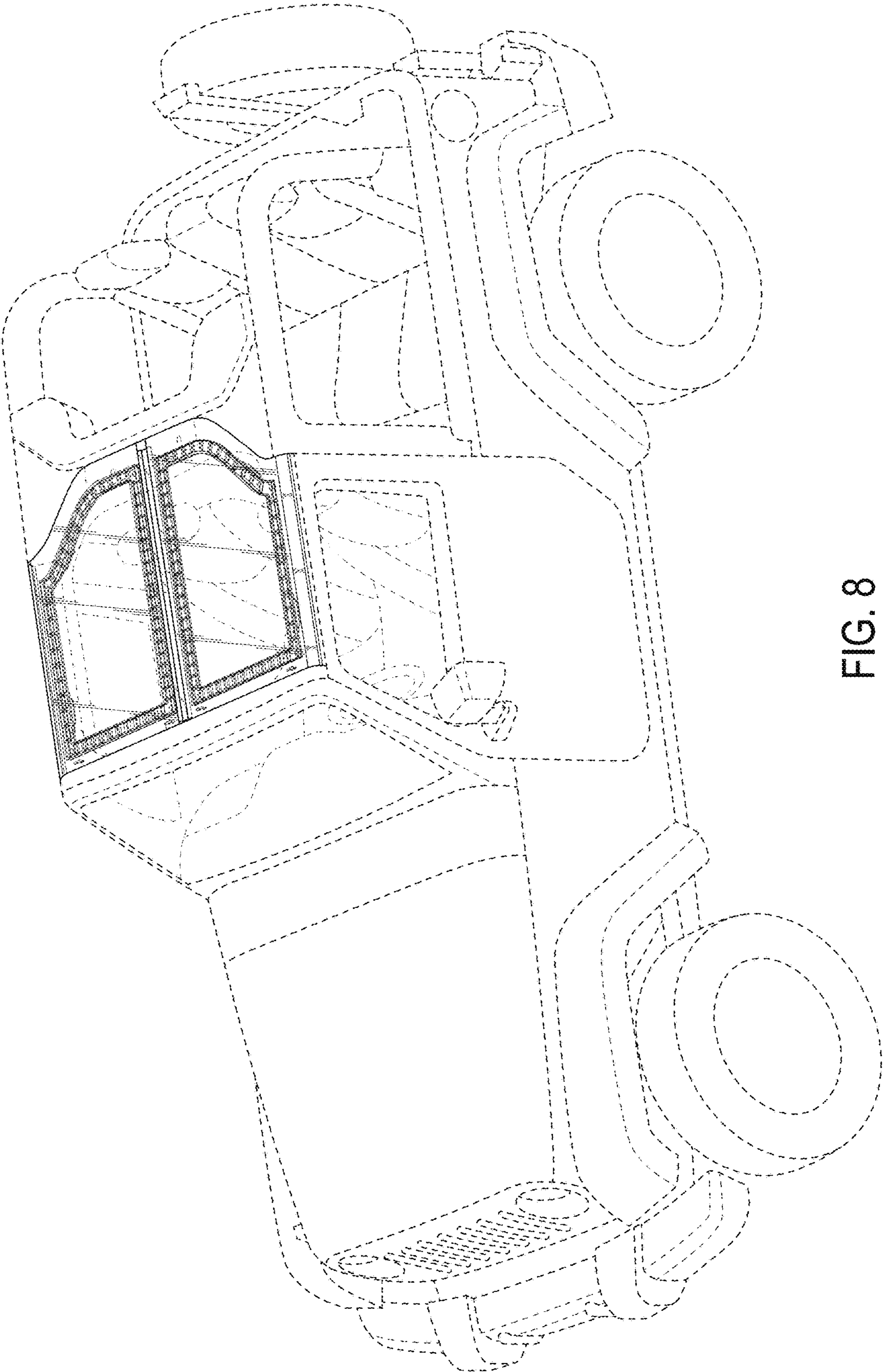


FIG. 8