



US00D817245S

(12) **United States Design Patent**  
**Chung**

(10) **Patent No.:** **US D817,245 S**

(45) **Date of Patent:** **\*\* May 8, 2018**

(54) **AUTOMOTIVE WHEEL**

(71) Applicant: **Suny Chung**, Anaheim, CA (US)

(72) Inventor: **Suny Chung**, Anaheim, CA (US)

(\*\*) Term: **15 Years**

(21) Appl. No.: **29/580,090**

(22) Filed: **Oct. 5, 2016**

(51) **LOC (11) Cl.** ..... **12-16**

(52) **U.S. Cl.**

USPC ..... **D12/209**

(58) **Field of Classification Search**

USPC ..... D12/204-213

CPC .... B60B 7/00; B60B 7/02; B60B 7/04; B60B 7/01; B60B 7/06; B60B 3/02; B60B 3/04;

B60B 3/06; B60B 3/10; B60B 1/00;

B60B 1/08; B60B 1/10; B60B 1/12

See application file for complete search history.

(56) **References Cited**

**U.S. PATENT DOCUMENTS**

D456,332 S *	4/2002	Vian	.....	D12/211
D481,984 S *	11/2003	Sulahian	.....	D12/211
D493,133 S *	7/2004	Bernoni	.....	D12/211
D536,655 S *	2/2007	Kim	.....	D12/211
D582,830 S *	12/2008	Musser	.....	D12/211
D599,268 S *	9/2009	Bernoni	.....	D12/211
D658,105 S *	4/2012	Hans	.....	D12/211

D724,515 S *	3/2015	Chung	.....	D12/209
D727,825 S *	4/2015	Chung	.....	D12/211
D741,775 S *	10/2015	Zhao	.....	D12/211
D749,486 S *	2/2016	Huang	.....	D12/211
D751,966 S *	3/2016	Zhao	.....	D12/211
D758,947 S *	6/2016	Zhao	.....	D12/211
D763,766 S *	8/2016	Alfonso	.....	D12/211
D765,574 S *	9/2016	Hale, Jr.	.....	D12/211
D775,051 S *	12/2016	Alfonso	.....	D12/211
D776,040 S *	1/2017	Zhao	.....	D12/211
D782,385 S *	3/2017	Zhao	.....	D12/211
D791,049 S *	7/2017	Burki	.....	D12/211

\* cited by examiner

*Primary Examiner* — Sheryl Lane

*Assistant Examiner* — Calvin E Vansant

(57) **CLAIM**

The ornamental design for an automotive wheel, as shown and described.

**DESCRIPTION**

FIG. 1 is a perspective view of an automotive wheel, showing my new design;

FIG. 2 is another perspective view thereof;

FIG. 3 is a front view thereof;

FIG. 4 is a perspective view without cap of an automotive wheel, showing my new design;

FIG. 5 is another perspective view of FIG. 4;

FIG. 6 is a front view of FIG. 4; and,

FIG. 7 is a side view of the automotive wheel in FIGS 1-6.

**1 Claim, 7 Drawing Sheets**







FIGURE 1






FIGURE 2






FIGURE 3





FIGURE 4





FIGURE 5






FIGURE 6





FIGURE 7