



US00D817244S

(12) **United States Design Patent** (10) **Patent No.:** **US D817,244 S**  
**Anderson et al.** (45) **Date of Patent:** **\*\* May 8, 2018**

(54) **BODY PART FOR VEHICLE**  
(71) Applicant: **Volvo Lastvagnar AB**, Göteborg (SE)  
(72) Inventors: **Ian Anderson**, Greensboro, NC (US);  
**Jeff Cotner**, Greensboro, NC (US)  
(73) Assignee: **VOLVO LASTVAGNAR AB**,  
Göteborg (SE)

D425,826 S \* 5/2000 Hellhake ..... D12/96  
D436,894 S \* 1/2001 Barraclough ..... D12/96  
D437,258 S \* 2/2001 Meryman ..... D12/96  
6,217,107 B1 \* 4/2001 Langlois ..... B62D 35/001  
296/180.2  
6,530,620 B1 \* 3/2003 Turney ..... B60J 3/002  
160/DIG. 3  
D707,608 S \* 6/2014 Smith ..... D12/181  
8,925,998 B2 \* 1/2015 Ramos ..... B62D 35/001  
296/180.2

(\*\*) Term: **15 Years**

**OTHER PUBLICATIONS**

(21) Appl. No.: **29/600,073**

Images of Volvo VNL Truck, released 2002, 2 pages.

(22) Filed: **Apr. 10, 2017**

\* cited by examiner

(51) **LOC (11) Cl.** ..... **12-16**

*Primary Examiner* — Ian Simmons

(52) **U.S. Cl.**

*Assistant Examiner* — Yolanda Robinson

USPC ..... **D12/196**

(74) *Attorney, Agent, or Firm* — Tucker Ellis LLP

(58) **Field of Classification Search**

(57) **CLAIM**

USPC .... D12/12, 88, 90, 91, 93, 96, 97, 167, 181,  
D12/196, 92; 296/91, 180.1, 180.3,  
296/190.1–190.5, 190.8; 280/727, 770,  
280/848

The ornamental design for a body part for vehicle, as shown  
and described.

CPC ..... B62D 35/00; B62D 35/001; B62D 25/02;  
B62D 29/005

**DESCRIPTION**

See application file for complete search history.

FIG. 1 is a perspective view of a body part for vehicle  
showing our new design.

(56) **References Cited**

**U.S. PATENT DOCUMENTS**

D406,552 S \* 3/1999 Hellhake ..... D12/93  
D411,140 S \* 6/1999 Meryman ..... D12/96  
D423,990 S \* 5/2000 Meryman ..... D12/96  
D425,450 S \* 5/2000 Barraclough ..... D12/96

FIG. 2 is a front view thereof.

FIG. 3 is a rear view thereof.


FIG. 4 is a right side view thereof.

FIG. 5 is a left side view thereof.

FIG. 6 is a top view thereof; and,

FIG. 7 is a bottom view thereof.

**1 Claim, 4 Drawing Sheets**






FIG. 1




FIG. 2




FIG. 3




FIG. 4




FIG. 5




FIG. 6




FIG. 7