

US00D817243S

(12) **United States Design Patent** (10) **Patent No.:** **US D817,243 S**
Anderson et al. (45) **Date of Patent:** **** May 8, 2018**

(54) **BODY PART FOR VEHICLE** 6,217,107 B1 * 4/2001 Langlois B62D 35/001
 296/180.2
 (71) Applicant: **Volvo Lastvagnar AB**, Göteborg (SE) 6,530,620 B1 * 3/2003 Turney B60J 3/002
 160/DIG. 3
 (72) Inventors: **Ian Anderson**, Greensboro, NC (US); D558,643 S * 1/2008 Beigel D12/96
Jeff Cotner, Greensboro, NC (US) D643,353 S * 8/2011 Balicki D12/181
 D707,608 S * 6/2014 Smith D12/181
 8,925,998 B2 * 1/2015 Ramos B62D 35/001
 296/180.2
 (73) Assignee: **VOLVO LASTVAGNAR AB**, Göteborg (SE) D758,253 S * 6/2016 Brzustowicz D12/96

(**) Term: **15 Years**

(21) Appl. No.: **29/600,072**

(22) Filed: **Apr. 10, 2017**

(51) **LOC (11) Cl.** **12-08**

(52) **U.S. Cl.**
USPC **D12/196**

(58) **Field of Classification Search**
 USPC D12/12, 88, 90, 91, 93, 96, 181, 196;
 296/91, 180.1, 180.3, 190.1–190.5, 190.8;
 280/727, 770, 848
 CPC B62D 35/00; B62D 35/001; B62D 25/02;
 B62D 29/005
 See application file for complete search history.

(56) **References Cited**

U.S. PATENT DOCUMENTS

D341,563 S * 11/1993 Niemi D12/191
 D399,791 S * 10/1998 Hellhake D12/96
 D399,792 S * 10/1998 Hellhake D12/96
 D406,552 S * 3/1999 Hellhake D12/93
 D422,944 S * 4/2000 Hellhake D12/96
 D425,450 S * 5/2000 Barraclough D12/96
 D425,826 S * 5/2000 Hellhake D12/96
 D436,894 S * 1/2001 Barraclough D12/96
 D437,570 S * 2/2001 Meryman D12/96

OTHER PUBLICATIONS

Images of Volvo VNL Truck, released 2002, 2 pages.

* cited by examiner

Primary Examiner — Ian Simmons

Assistant Examiner — Yolanda Robinson

(74) *Attorney, Agent, or Firm* — Tucker Ellis LLP

(57) **CLAIM**

The ornamental design for a body part for vehicle, as shown and described.

DESCRIPTION

FIG. 1 is a perspective view of a body part for vehicle showing our new design.

FIG. 2 is a front view thereof.

FIG. 3 is a rear view thereof.

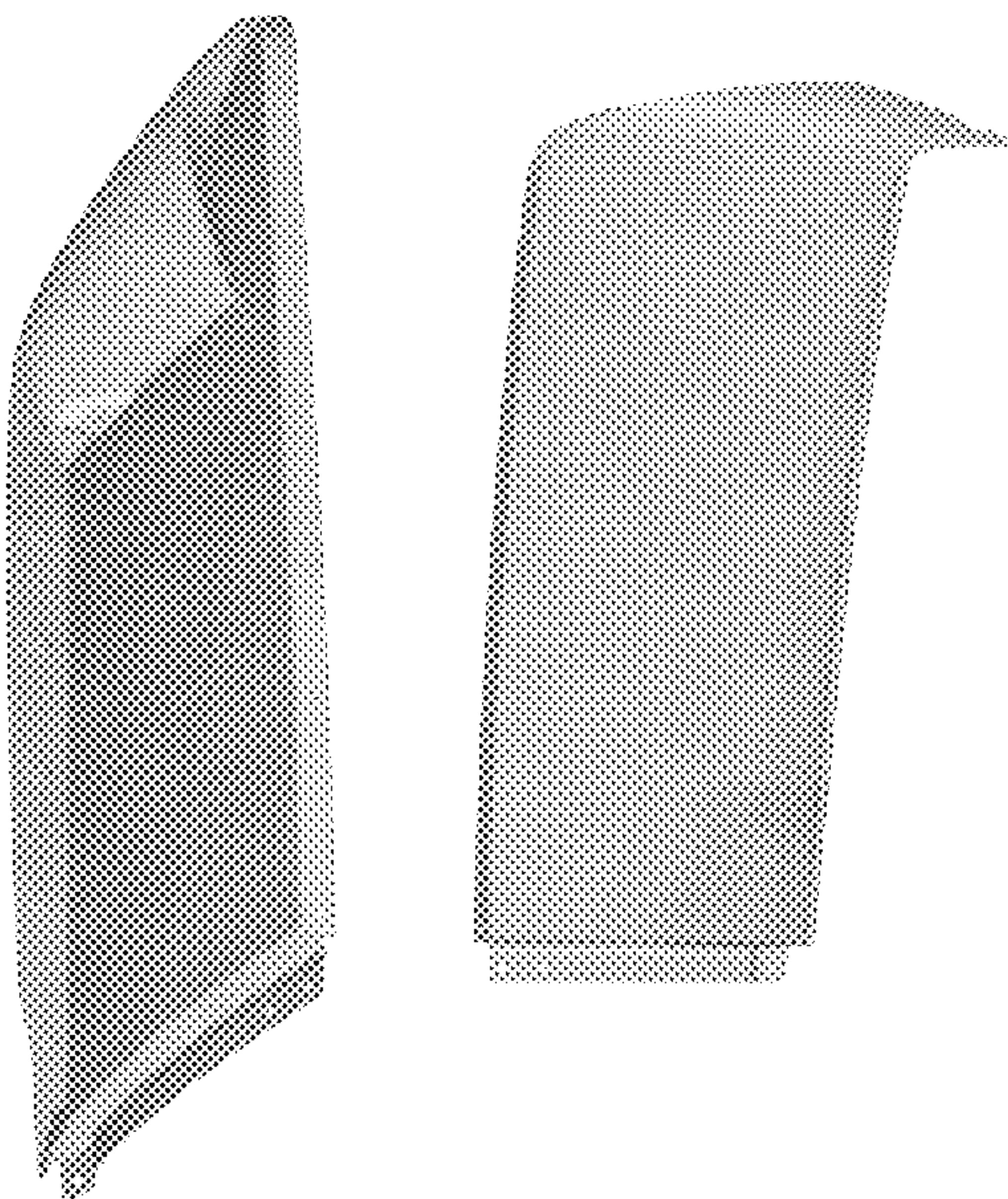
FIG. 4 is a right side view thereof.

FIG. 5 is a left side view thereof.

FIG. 6 is a top view thereof; and,

FIG. 7 is a bottom view thereof.

1 Claim, 4 Drawing Sheets






FIG. 1




FIG. 2

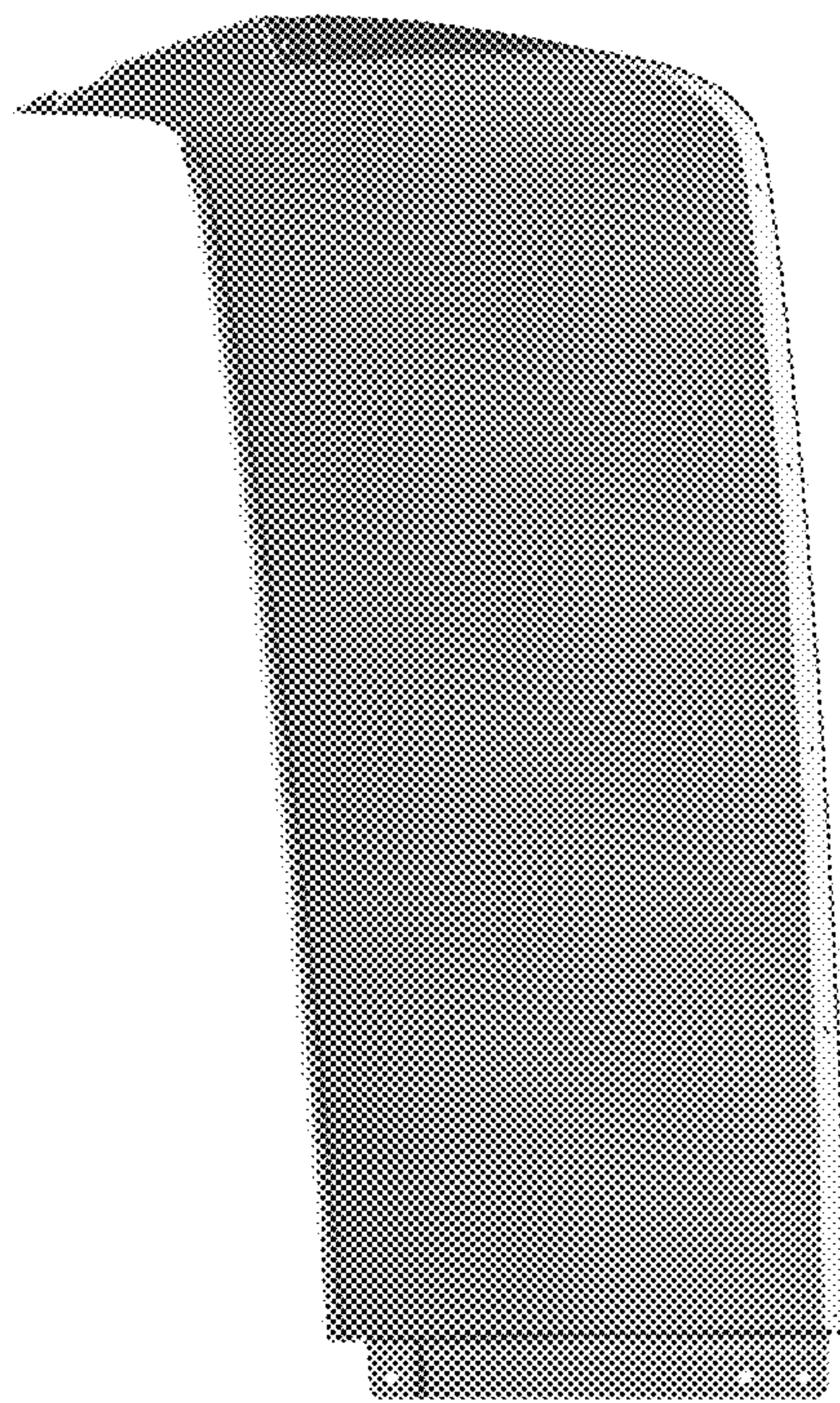


FIG. 3




FIG. 4




FIG. 5




FIG. 6




FIG. 7