



US00D817242S

(12) **United States Design Patent**
Anderson et al.

(10) **Patent No.:** **US D817,242 S**
(45) **Date of Patent:** **** May 8, 2018**

- (54) **BODY PART FOR VEHICLE**
- (71) Applicant: **Volvo Lastvagnar AB**, Göteborg (SE)
- (72) Inventors: **Ian Anderson**, Greensboro, NC (US);
Jeff Cotner, Greensboro, NC (US)
- (73) Assignee: **VOLVO LASTVAGNAR AB**,
Göteborg (SE)
- (**) Term: **15 Years**
- (21) Appl. No.: **29/600,071**
- (22) Filed: **Apr. 10, 2017**
- (51) **LOC (11) Cl.** **12-16**
- (52) **U.S. Cl.**
USPC **D12/196**
- (58) **Field of Classification Search**
USPC D12/86, 88, 90, 91, 93, 96, 97, 173, 181,
D12/196, 400; D21/424, 433, 434;
296/180.1, 180.2, 180.3, 91; 280/727,
280/770; 180/89.16, 89.19, 89.12
CPC B62D 25/00; B62D 25/02; B62D 25/001;
B62D 33/06; B62D 25/10; B62D
33/0612; B60Q 1/00
See application file for complete search history.

D634,244 S *	3/2011	Aris	D12/96
D711,787 S *	8/2014	Brzustowicz	D12/96
D711,788 S *	8/2014	Brzustowicz	D12/96
D719,879 S *	12/2014	Ito	D12/96
8,925,998 B2 *	1/2015	Ramos	B62D 35/001 296/180.2
8,960,769 B2 *	2/2015	He	B62D 35/001 296/180.2
9,027,686 B2 *	5/2015	He	B62D 35/02 180/89.12
D735,614 S *	8/2015	Aleman	D12/96
D758,253 S *	6/2016	Brzustowicz	D12/96
D799,380 S *	10/2017	Cosme	D12/96
2014/0238761 A1 *	8/2014	He	B62D 35/02 180/89.12

(56) **References Cited**

U.S. PATENT DOCUMENTS

D406,552 S *	3/1999	Hellhake	D12/93
D422,944 S *	4/2000	Hellhake	D12/96
D425,450 S *	5/2000	Barraclough	D12/96
D436,894 S *	1/2001	Barraclough	D12/96
D437,258 S *	2/2001	Meryman	D12/96
6,530,620 B1 *	3/2003	Turney	B60J 3/002 160/DIG. 3

OTHER PUBLICATIONS

Images of Volvo VNL Truck, released 2002, 2 pages.

* cited by examiner

Primary Examiner — Ian Simmons
Assistant Examiner — Yolanda Robinson
(74) *Attorney, Agent, or Firm* — Tucker Ellis LLP


(57) **CLAIM**

The ornamental design for a body part for vehicle, as shown and described.

DESCRIPTION

FIG. 1 is a perspective view of a body part for vehicle showing our new design.
FIG. 2 is a front view thereof; and,
FIG. 3 is a right side view thereof.

1 Claim, 3 Drawing Sheets






FIG. 1




FIG. 2




FIG. 3