



US00D817239S

(12) **United States Design Patent** (10) **Patent No.:** **US D817,239 S**
Tsubaki et al. (45) **Date of Patent:** **** May 8, 2018**

(54) **MOTOR VEHICLE**
(71) Applicant: **Mazda Motor Corporation**, Hiroshima (JP)
(72) Inventors: **Takanori Tsubaki**, Hiroshima (JP); **Hiroto Arai**, Hiroshima (JP); **Shun Yamashita**, Hiroshima (JP); **Hiroshi Uchida**, Hiroshima (JP)

D660,754 S * 5/2012 Nakamuta D12/190
D669,406 S * 10/2012 Tomatsu D12/190
D688,999 S * 9/2013 Matsumoto D12/190
D692,358 S * 10/2013 Nakamuta D12/190
D696,993 S * 1/2014 Tomatsu D12/190
D705,705 S * 5/2014 Matsumoto D12/169
D714,197 S * 9/2014 Matsumoto D12/190
D745,446 S * 12/2015 Takahashi D12/169
D746,199 S * 12/2015 Iwauchi D12/190

(Continued)

(73) Assignee: **MAZDA MOTOR CORPORATION**, Hiroshima (JP)

FOREIGN PATENT DOCUMENTS

DE 102009010193 * 8/2010 B60R 13/04
EM 002521773-0001 * 8/2014

(Continued)

(**) Term: **15 Years**

Primary Examiner — Lakiya G Rogers
Assistant Examiner — Altaira J Swangin
(74) *Attorney, Agent, or Firm* — Studebaker & Brackett PC

(21) Appl. No.: **29/562,596**

(22) Filed: **Apr. 27, 2016**

(51) **LOC (11) Cl.** **12-08**

(52) **U.S. Cl.**
USPC **D12/190**

(58) **Field of Classification Search**
USPC D10/112; D12/190, 191, 181, 400, 163, D12/164, 167, 168, 418, 420; D14/132
CPC F21S 48/00; B60Q 1/0408; B60R 2011/0008; B60R 2019/525; B60R 2019/52; B60R 2019/00; B60R 21/239; B60R 2019/1886; B60R 13/06; B60R 99/00; B62D 35/0001; B64C 3/58
See application file for complete search history.

(57) **CLAIM**

The ornamental design for a motor vehicle, as shown and described.

DESCRIPTION


FIG. 1 is a first perspective view of a motor vehicle; FIG. 2 is a second perspective view thereof; FIG. 3 is a third enlarged perspective view thereof; FIG. 4 is a fourth enlarged perspective view thereof; FIG. 5 is a fifth enlarged perspective view thereof; FIG. 6 is a front view thereof; FIG. 7 is a right side view thereof; and, FIG. 8 is a top view thereof. The broken lines depict portions of the motor vehicle in which the design is embodied that are not considered part of the claimed design. The dash-dot lines define the bounds of the claimed design and form no part thereof.

(56) **References Cited**

U.S. PATENT DOCUMENTS

2,034,342 A * 3/1936 Hay B60J 1/20 160/252
2,108,322 A * 2/1938 Thorp B60J 1/14 296/154
D175,565 S * 9/1955 Reynolds D12/190
D177,957 S * 6/1956 Baird D12/190
D189,448 S * 12/1960 Loewy D12/190
4,323,274 A * 4/1982 Soderberg B62D 35/007 296/180.1
D467,843 S * 12/2002 Hatter D12/181

1 Claim, 8 Drawing Sheets



(56)

References Cited

U.S. PATENT DOCUMENTS

D748,025 S * 1/2016 Yoshimine D12/190
 D757,606 S * 5/2016 Matsuda D12/91
 D757,631 S * 5/2016 Jamieson D12/223
 D760,136 S * 6/2016 Takahashi D12/190
 D761,703 S * 7/2016 Song D12/163
 D765,546 S * 9/2016 Kimoto D12/91
 D776,589 S * 1/2017 Yoshimine D12/190
 9,550,447 B2 * 1/2017 Ahmed B60Q 1/0483
 D779,404 S * 2/2017 Yoshimine D12/190
 9,597,998 B2 * 3/2017 Ovenshire B60Q 1/0076
 D784,223 S * 4/2017 Lee D12/181
 D787,398 S * 5/2017 Song D12/169
 D796,404 S * 9/2017 Nurnberger D12/181
 D797,631 S * 9/2017 Pevovar D12/196
 2016/0185275 A1 * 6/2016 Kawashiri B60Q 1/04
 362/549
 2017/0057424 A1 * 3/2017 Yamada B60R 13/005

FOREIGN PATENT DOCUMENTS

JP D1511399 * 11/2015
 JP D1513057 * 11/2015
 RU 00095435 * 9/2015

* cited by examiner


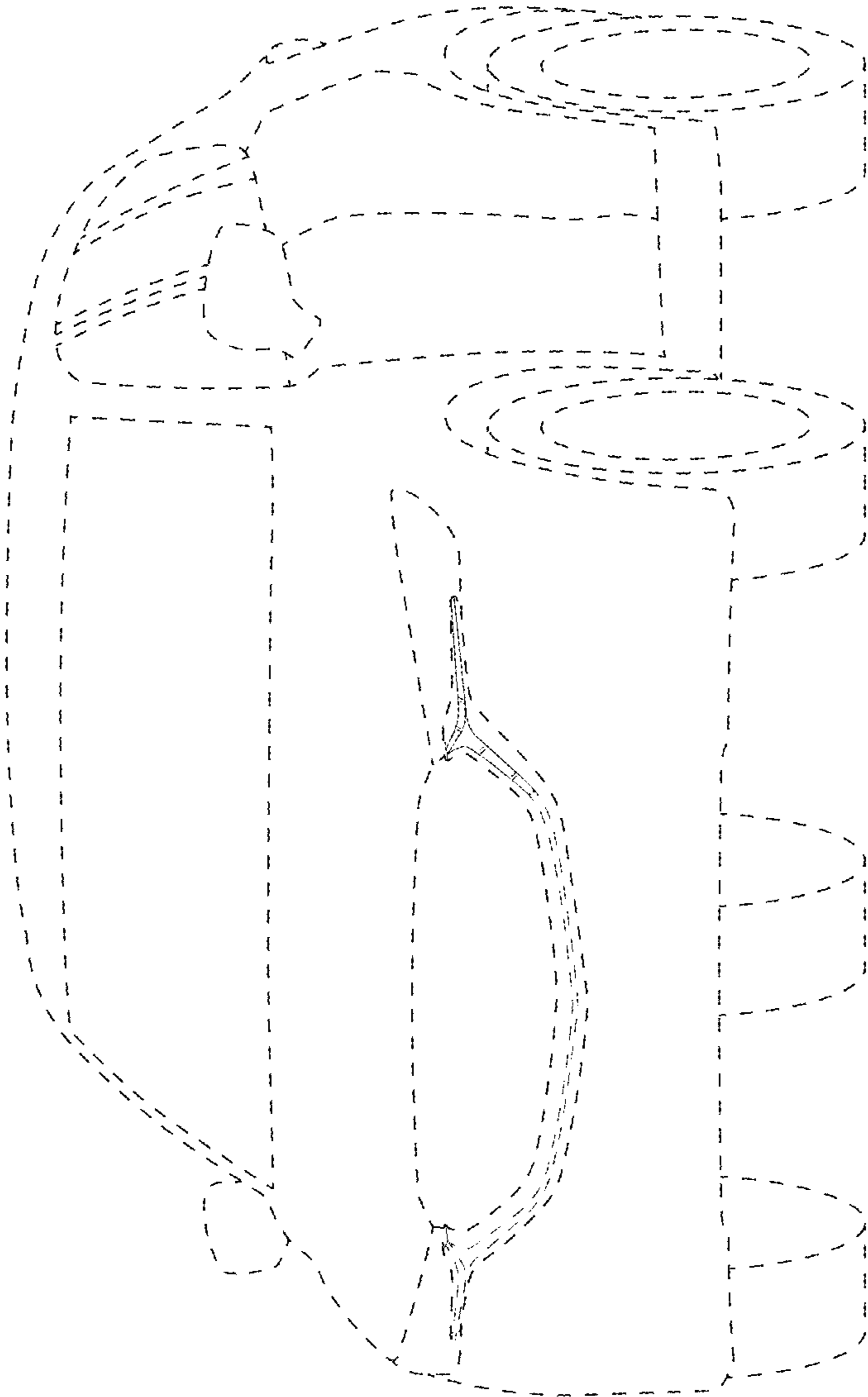


FIG.1

FIG.2






FIG.3

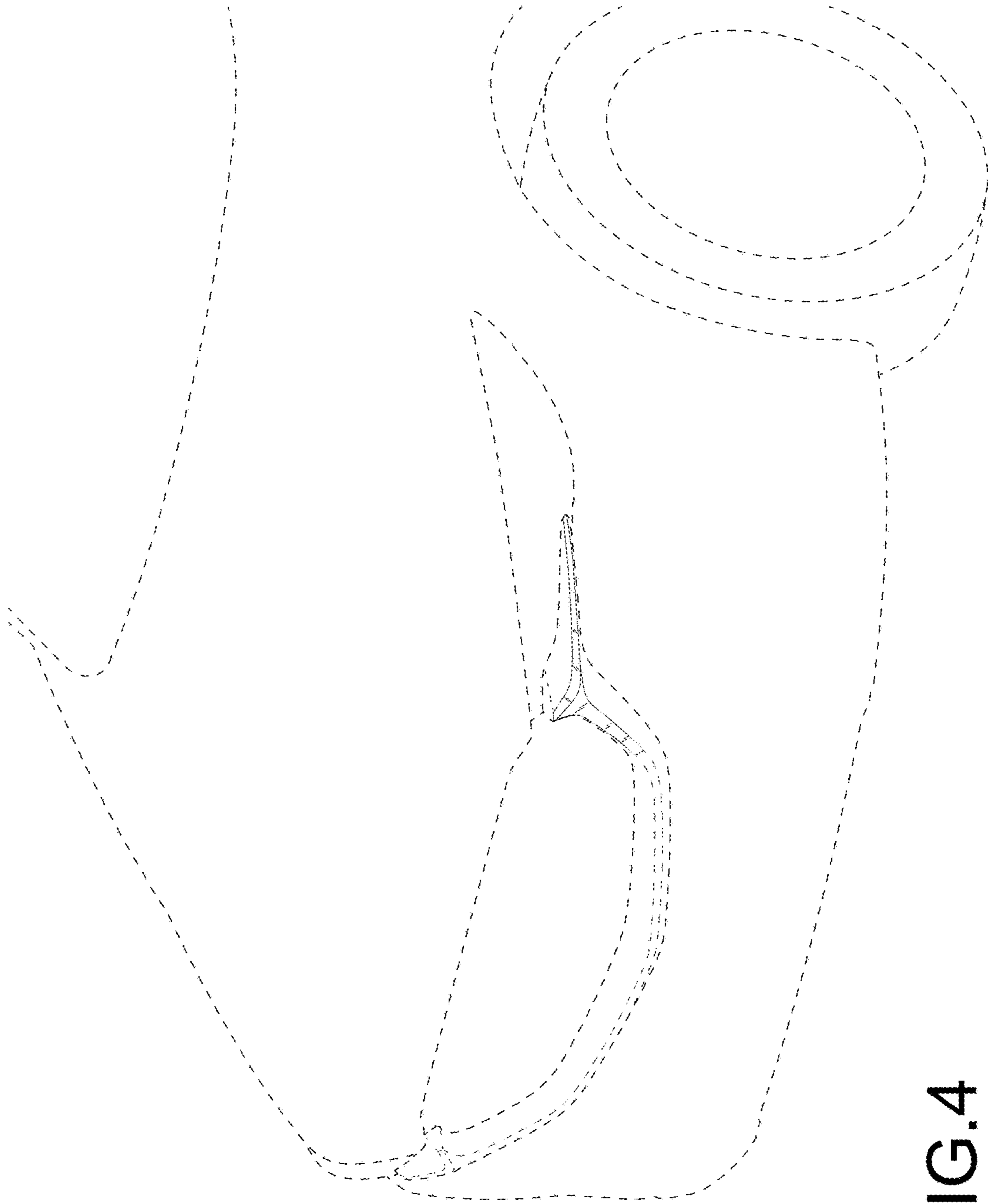


FIG.4

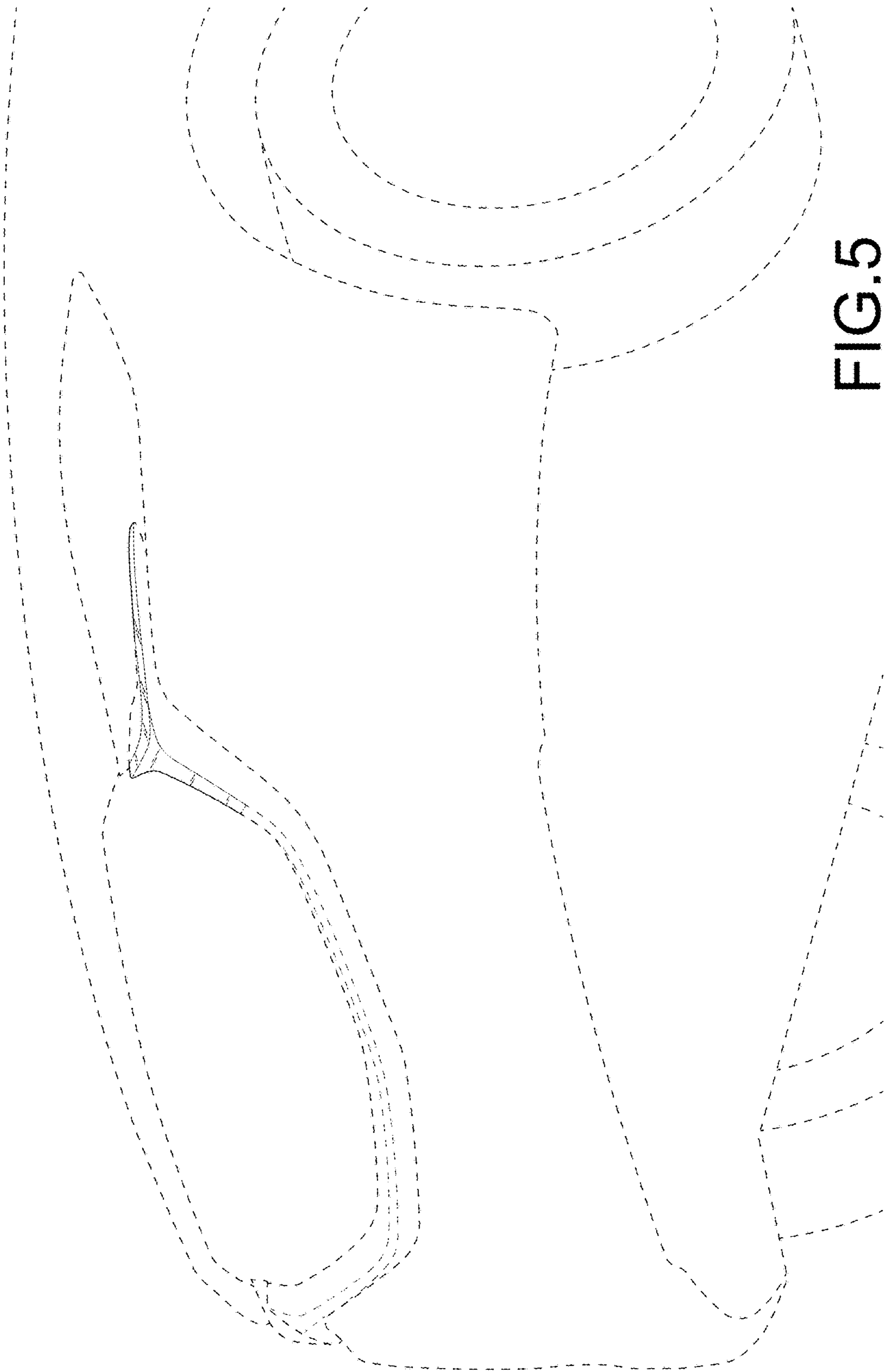


FIG. 5

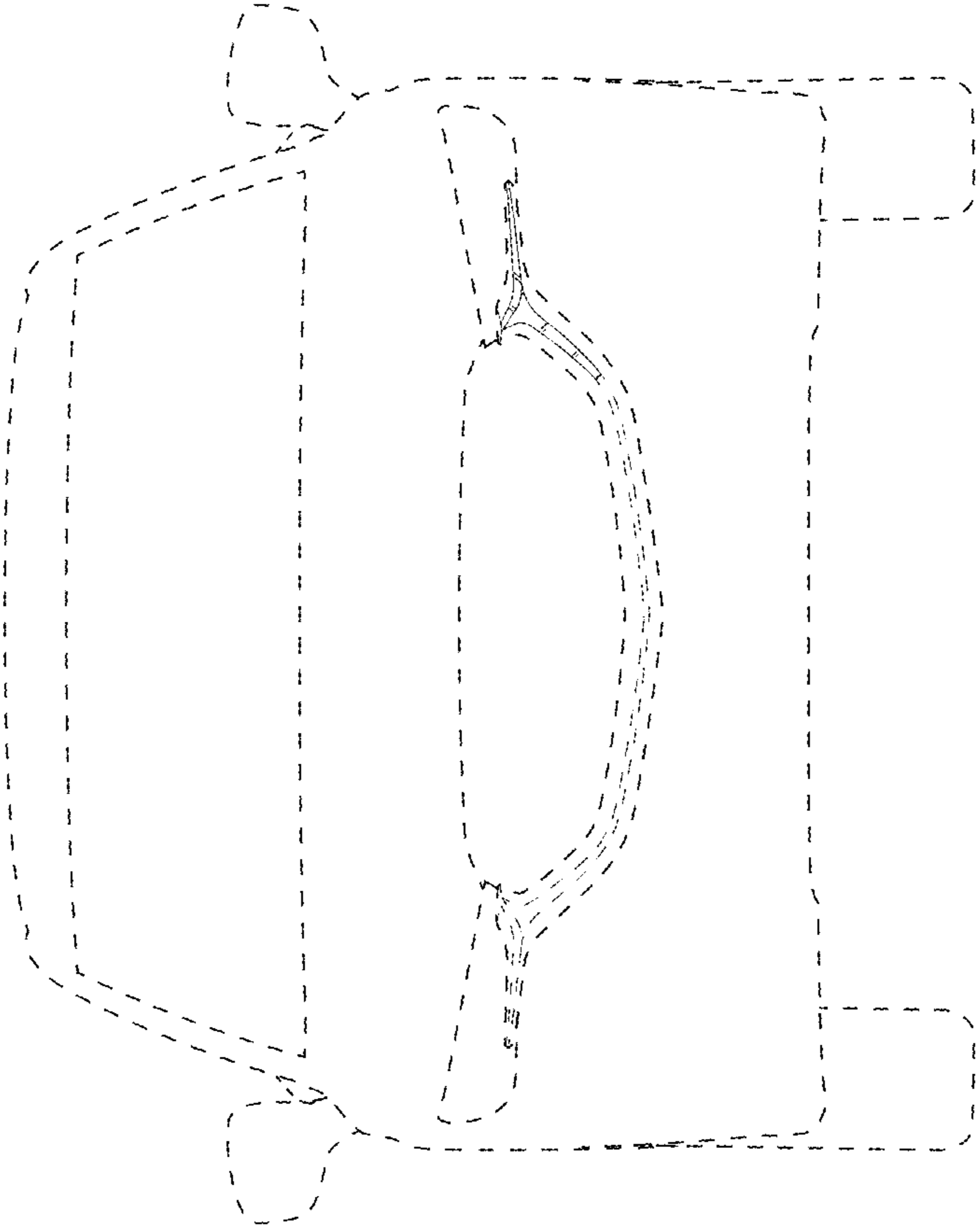


FIG.6

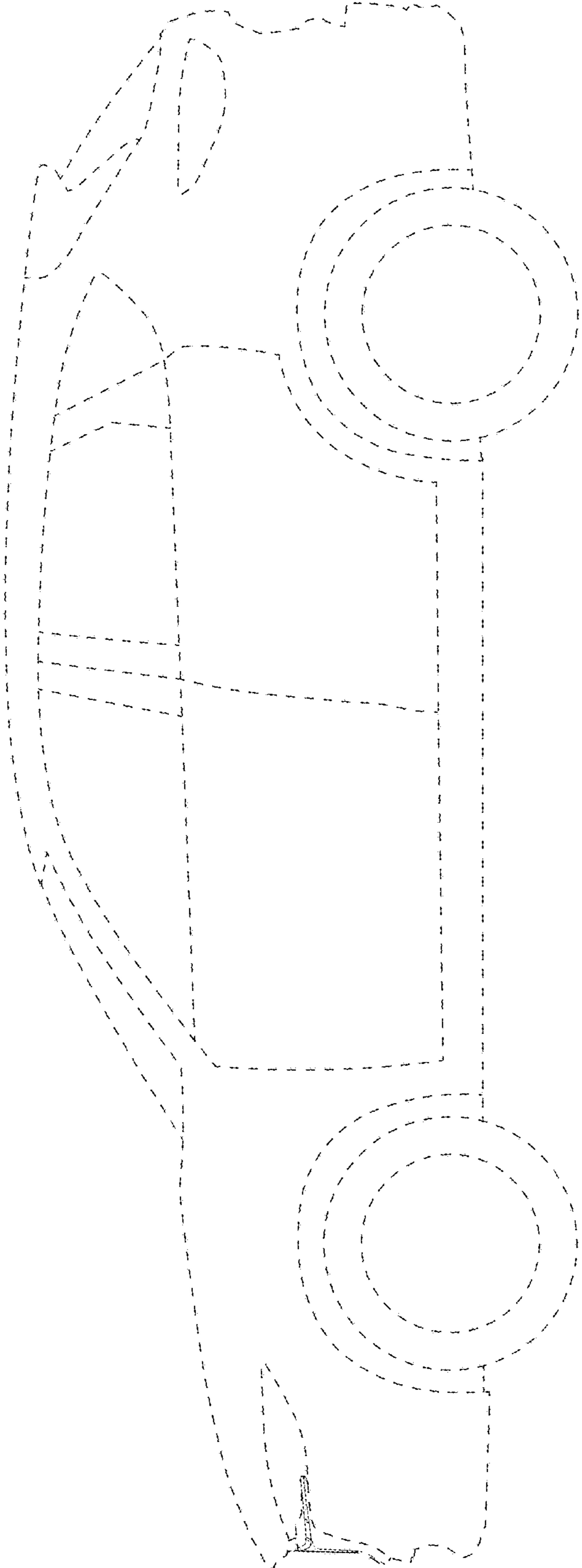


FIG.7

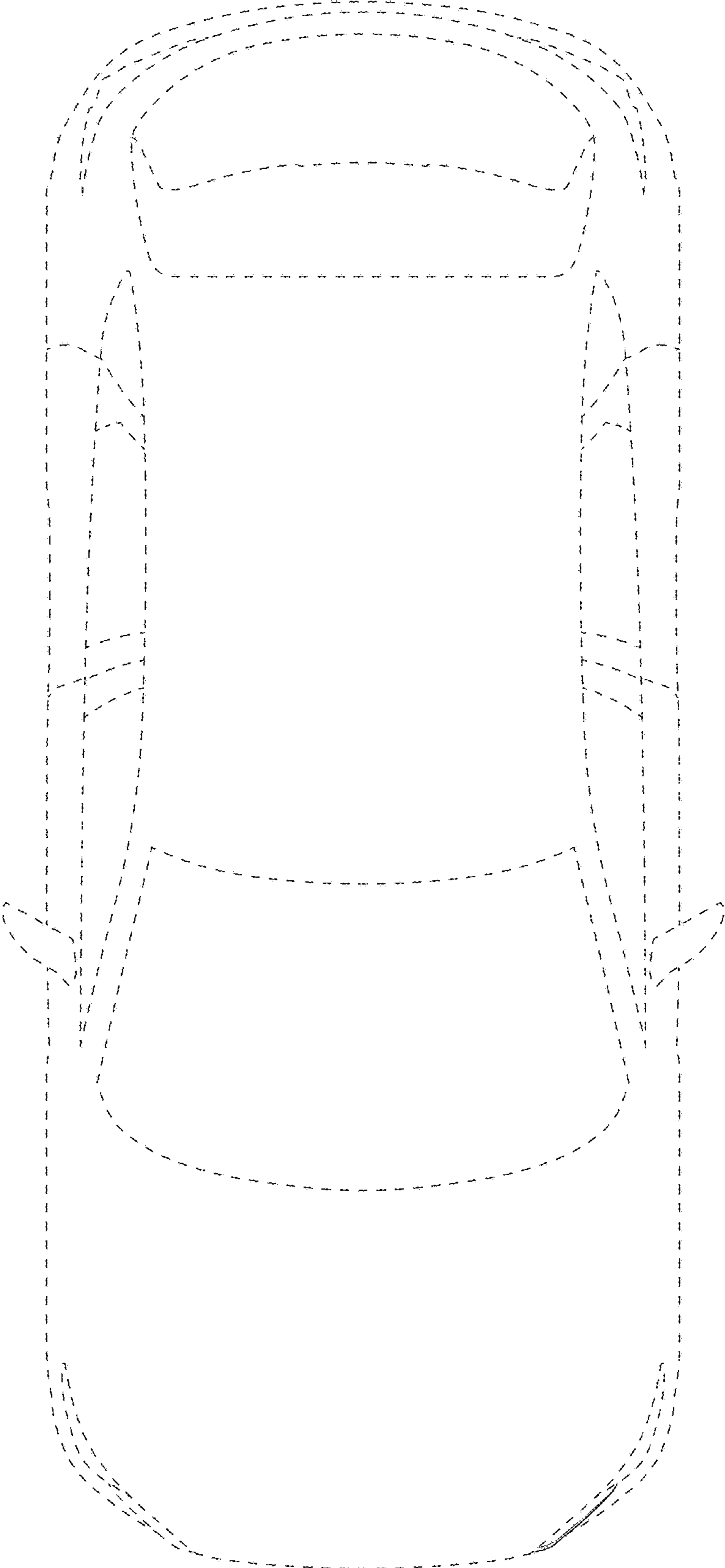


FIG. 8