



US00D817237S

(12) **United States Design Patent** (10) **Patent No.:** **US D817,237 S**
Talios et al. (45) **Date of Patent:** **** May 8, 2018**

(54) **ILLUMINATED HANDLEBAR**

OTHER PUBLICATIONS

(71) Applicant: **Dynacraft BSC, Inc.**, American Canyon, CA (US)

(72) Inventors: **Bill Talios**, Petaluma, CA (US); **John Bisges**, Buford, GA (US); **David Castrucci**, Napa, CA (US)

(73) Assignee: **DYNACRAFT BSC, INC.**, American Canyon, CA (US)

(**) Term: **15 Years**

(21) Appl. No.: **29/570,682**

(22) Filed: **Jul. 11, 2016**

(51) **LOC (11) Cl.** **12-11**

(52) **U.S. Cl.**
USPC **D12/178**

(58) **Field of Classification Search**
USPC D12/111, 114, 178; D8/303
CPC B62K 19/16; B62K 21/12; B62K 21/18;
B62K 21/125; B62K 23/06
See application file for complete search history.

(56) **References Cited**

U.S. PATENT DOCUMENTS

6,249,744 B1 *	6/2001	Morita	B62J 99/00 340/988
D609,146 S *	2/2010	Carmona	D12/178
D637,545 S *	5/2011	Cote	D12/317
D654,411 S *	2/2012	Alt	D12/178
D691,527 S *	10/2013	Thorpe	D12/178
D738,276 S *	9/2015	Arbour	D12/178
D777,625 S *	1/2017	Chang	D12/178
2010/0053984 A1	3/2010	Wang		
2012/0239248 A1 *	9/2012	Bobbitt	G08G 1/127 701/36

Walmart, "16" Huffy Star Wars Episode VII Lightsaber Bike," Available on line as early as Jul. 11, 2016 <http://www.walmart.com/ip/16-Huffy-STAR-WARS-Episode-VII-Lightsaber-Bike/46269931?action=product_interest&action_type=title&item_id=46269931&placement_id=irs-106-m2&strategy=CBTV&visitor_id=cMIz6IhjMnecdi_L3rAB_g&category=&client_guid&customer_id_enc=&config_id=2&parent_item_id=46269931&parent_anchor_item_id=46269931&guid&bucket_id=irsbucketdefault&beacon_version=1.0.1&findingMethod=p13n>

* cited by examiner

Primary Examiner — Darlington Ly

(74) *Attorney, Agent, or Firm* — Michael Best & Friedrich LLP

(57) **CLAIM**

The ornamental design for an illuminated handlebar, as shown and described.

DESCRIPTION

FIG. 1 is a perspective view of an illuminated handlebar having a lighted cable visible through the handlebar showing our new design;

FIG. 2 is a top plan view thereof;

FIG. 3 is a front elevation view thereof;

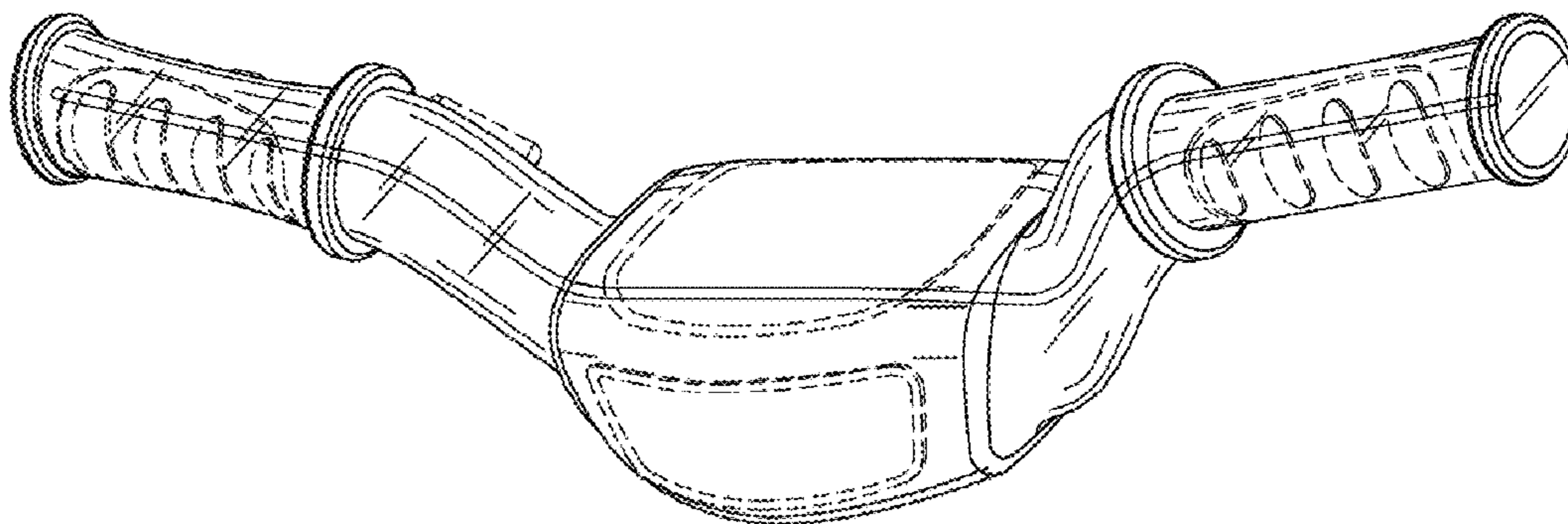
FIG. 4 is a rear elevation view thereof;

FIG. 5 is a left side elevation view thereof; and,

FIG. 6 is a right side elevation view thereof.

The broken lines in the drawings illustrate portions of the illuminated handlebar that form no part of the claimed design.

1 Claim, 3 Drawing Sheets



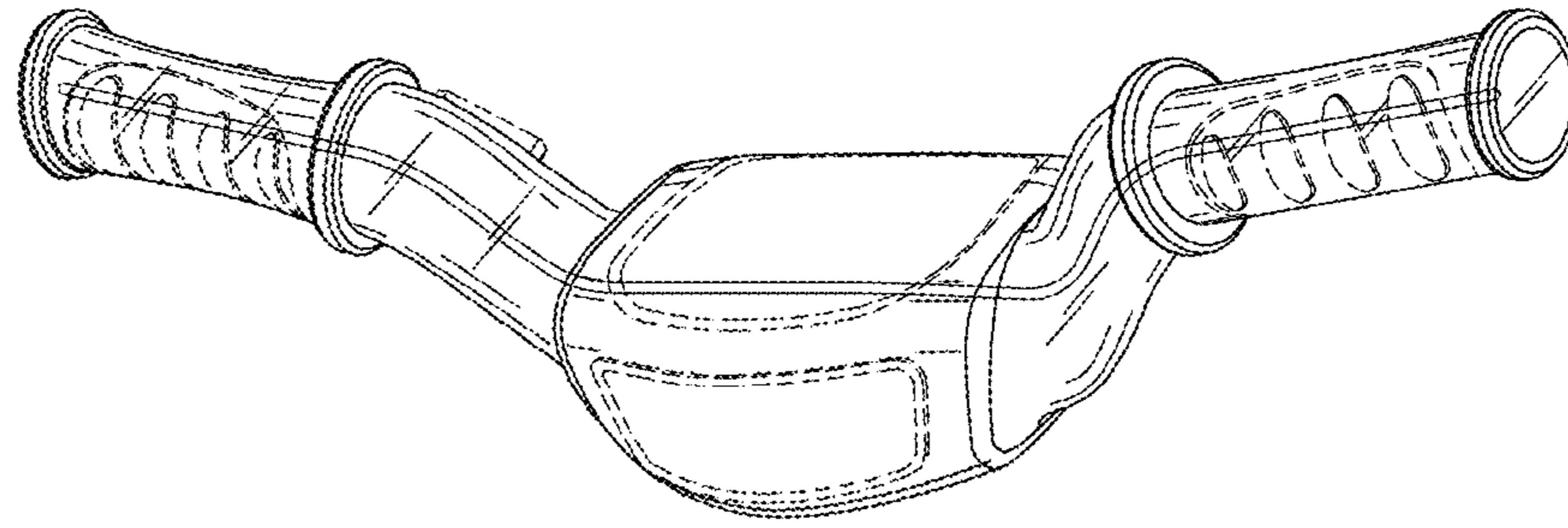


FIG. 1

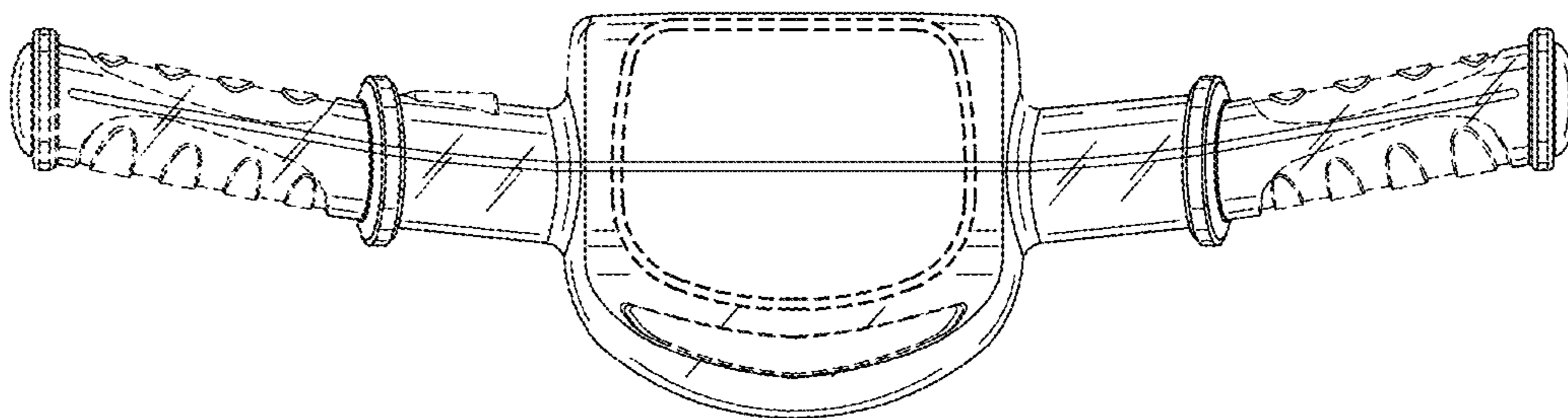


FIG. 2

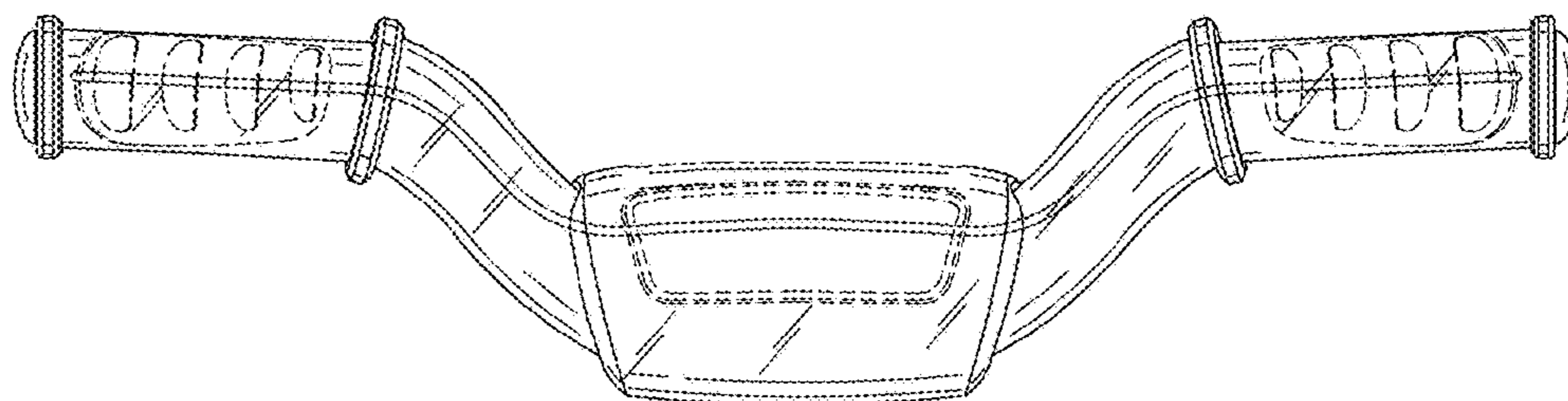


FIG. 3

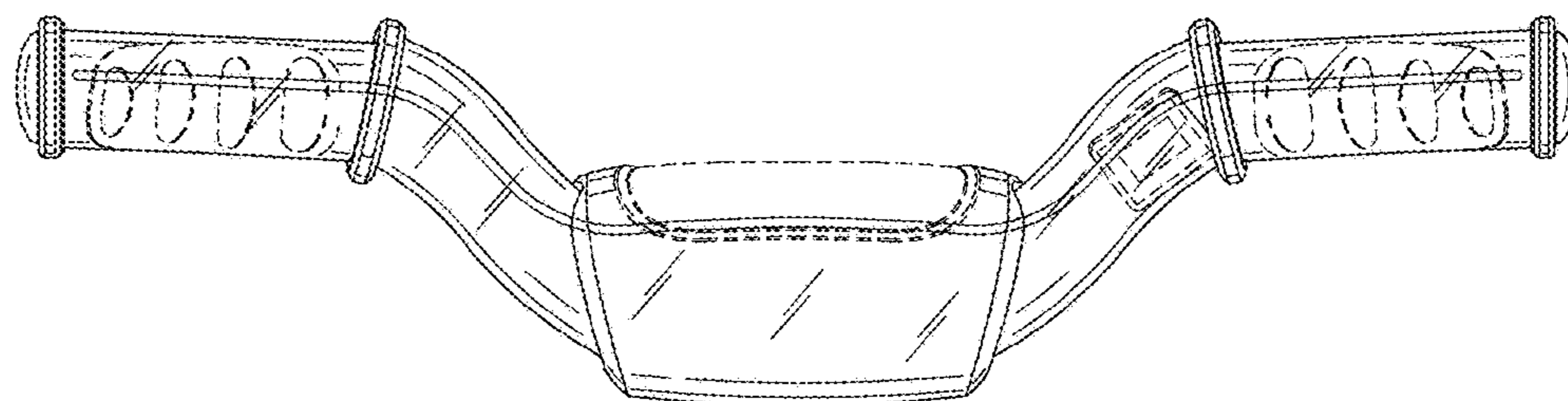


FIG. 4

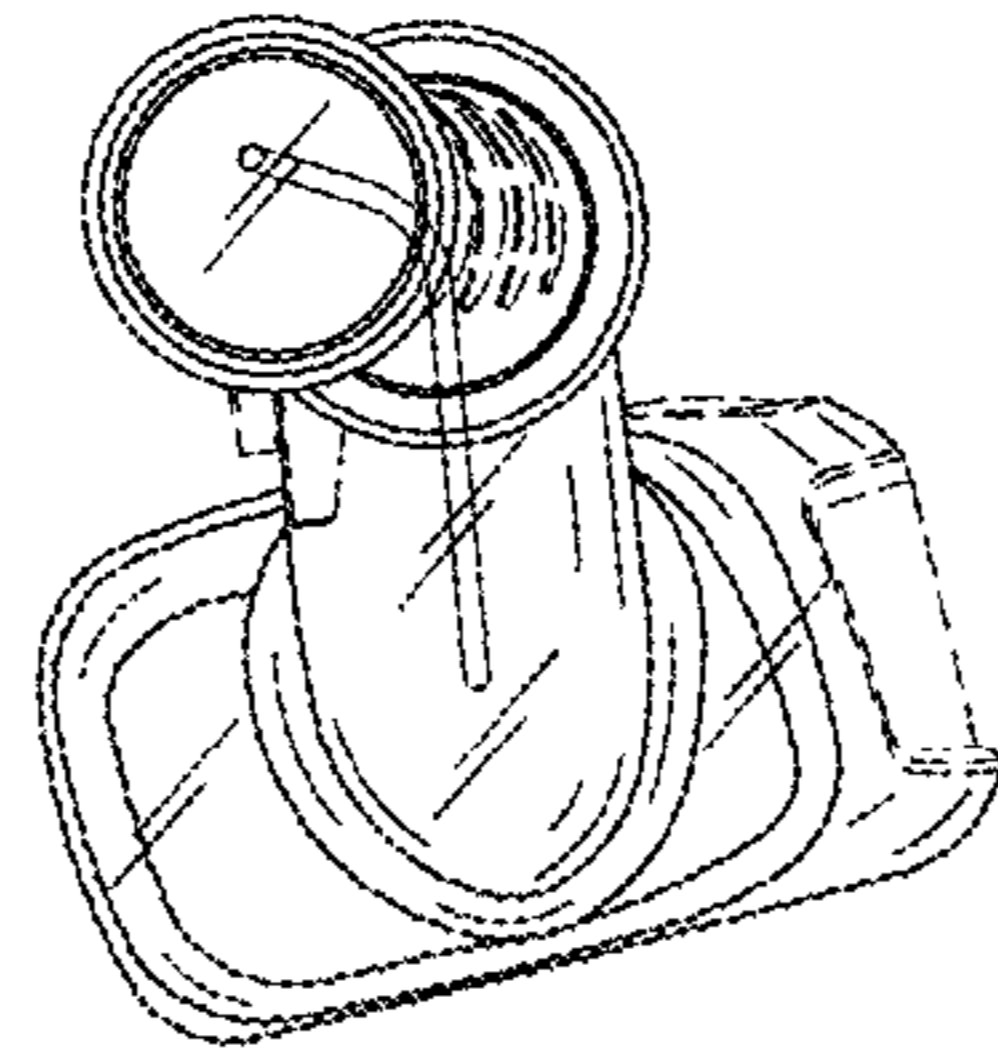


FIG. 5

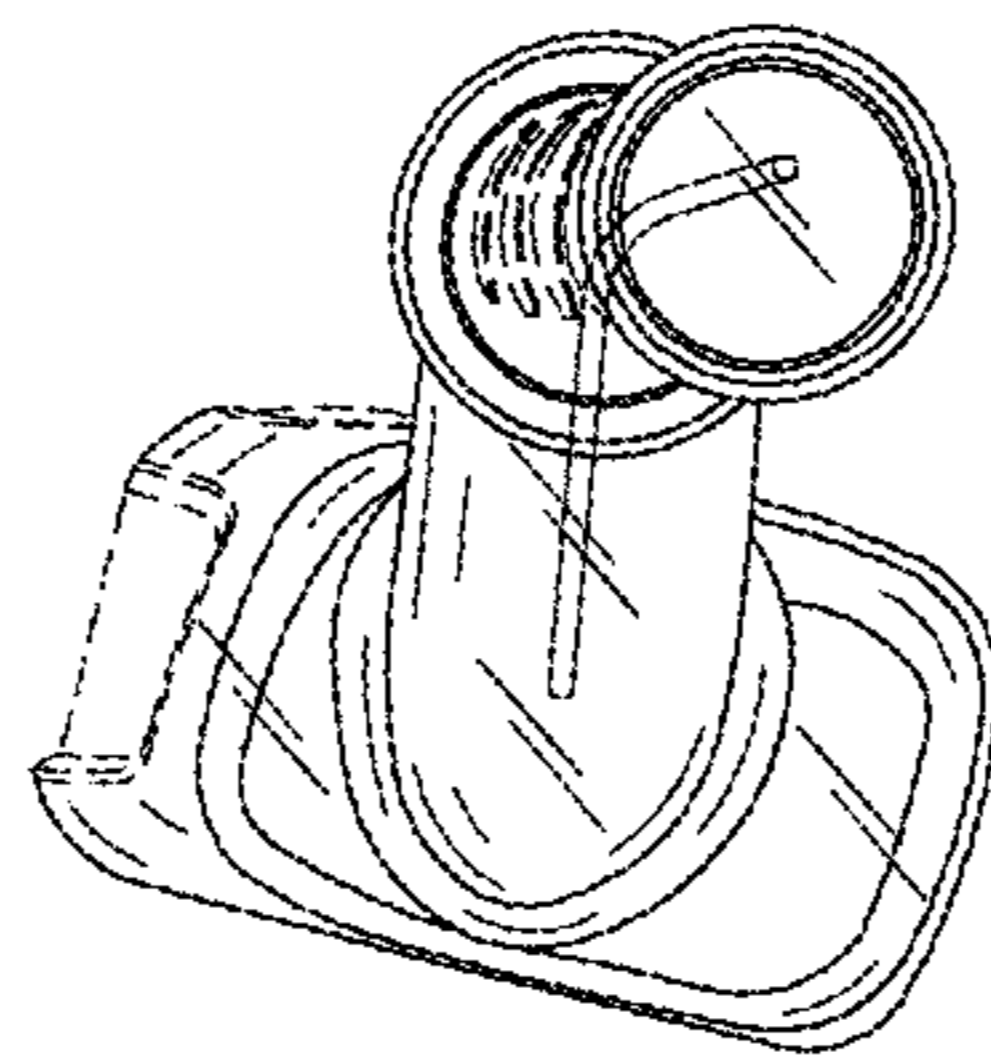


FIG. 6