



US00D817236S

(12) **United States Design Patent** (10) **Patent No.:** **US D817,236 S**
DiCanzio (45) **Date of Patent:** **** May 8, 2018**

(54) **HOOD SCOOP**
(71) Applicant: **Turn 5, Inc.**, Malvern, PA (US)
(72) Inventor: **Michael DiCanzio**, West Chester, PA (US)
(73) Assignee: **Turn 5, Inc.**, Paoli, PA (US)
(**) Term: **15 Years**
(21) Appl. No.: **29/602,090**
(22) Filed: **Apr. 28, 2017**
(51) **LOC (11) Cl.** **12-16**
(52) **U.S. Cl.**
USPC **D12/173**
(58) **Field of Classification Search**
USPC D12/173, 181, 400, 196, 167, 406, 412,
D12/414, 190, 184
CPC B62D 25/10; B62D 25/12; B62D 25/06;
B60Q 1/00
See application file for complete search history.

(56) **References Cited**
U.S. PATENT DOCUMENTS
D353,124 S * 12/1994 Benningfield D12/173
D391,909 S * 3/1998 Wittine D12/173
D491,503 S * 6/2004 Zyskowski D12/173
D499,992 S * 12/2004 Chan D12/173
D508,665 S * 8/2005 Chan D12/173
D524,705 S * 7/2006 Bettino D12/181

D528,482 S * 9/2006 Hamburger D12/181
D548,152 S * 8/2007 Chiang D12/173
D575,207 S * 8/2008 Shelby D12/173
D575,208 S * 8/2008 Shelby D12/173
D623,570 S * 9/2010 Hamburger D12/173
2009/0173305 A1* 7/2009 Alexander F02B 27/001
123/184.53
2014/0262644 A1* 9/2014 Browne F16D 65/847
188/264 AA

* cited by examiner

Primary Examiner — Karen S Acker
Assistant Examiner — Jerry Shiuhan-Hua Hsu
(74) *Attorney, Agent, or Firm* — Spruce Law Group, LLC

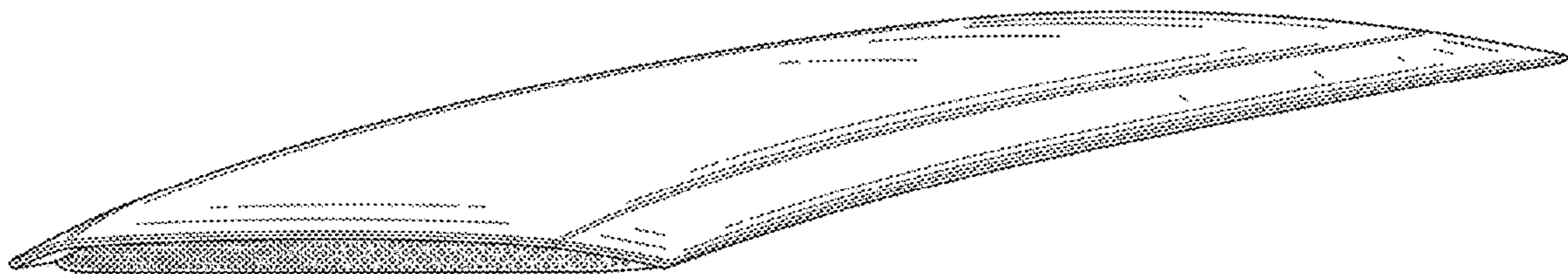
(57) **CLAIM**

The ornamental design for the hood scoop, as shown and described.

DESCRIPTION

FIG. 1 is a perspective view of the hood scoop of the present invention;
FIG. 2 is a front view thereof;
FIG. 3 is a rear view thereof;
FIG. 4 is a right side view thereof;
FIG. 5 is a left side view thereof;
FIG. 6 is a top view thereof;
FIG. 7 is a bottom view thereof; and,
FIG. 8 is a perspective view thereof in a state of use.
The broken lines illustrate the design's environment and form no part of the claimed design.

1 Claim, 6 Drawing Sheets



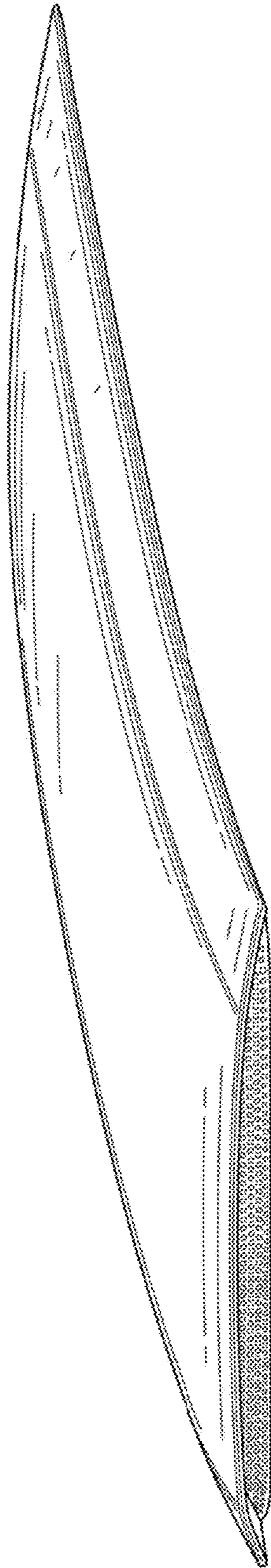


FIG. 1




FIG. 2



FIG. 3




FIG. 4




FIG. 5




FIG. 6

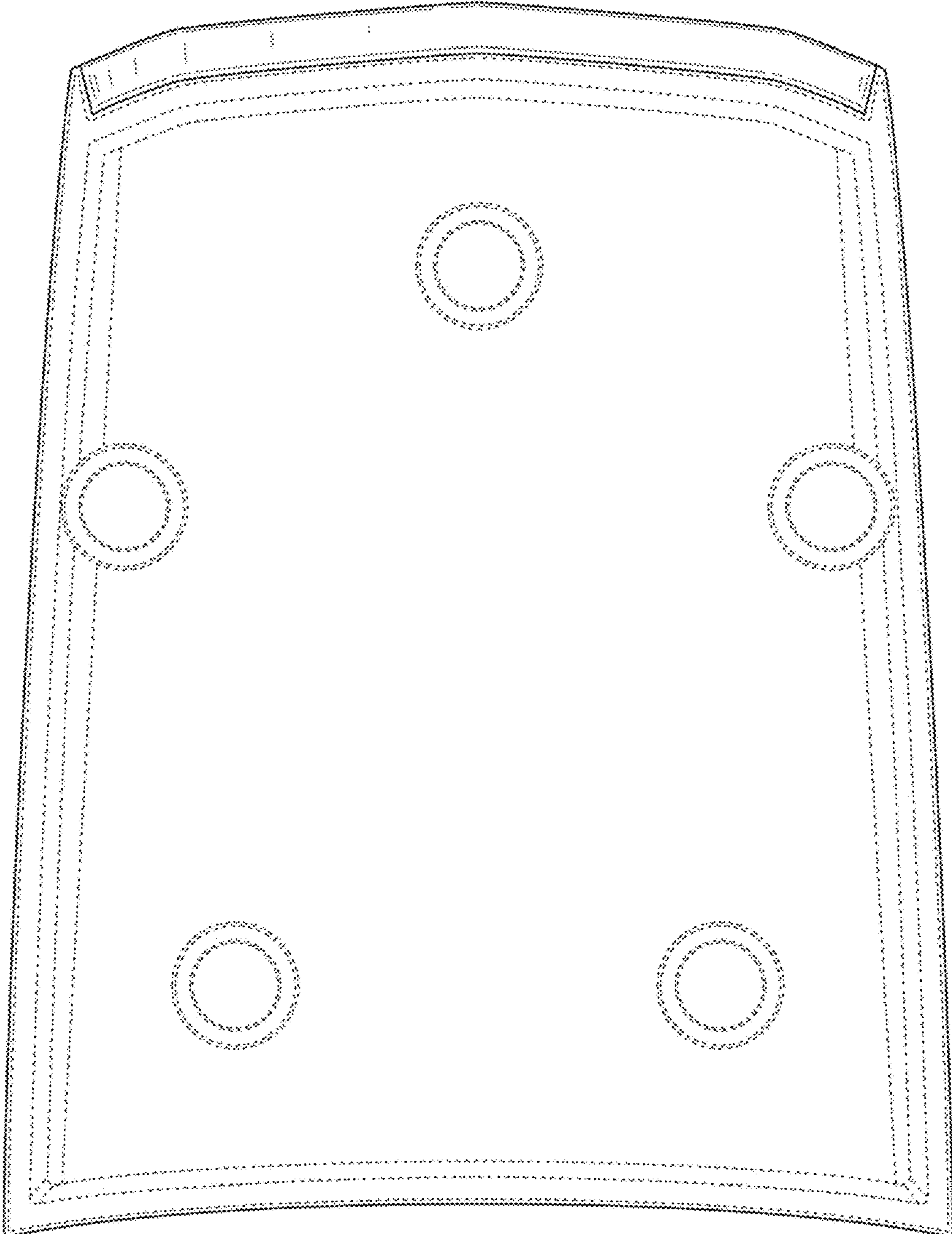


FIG. 7

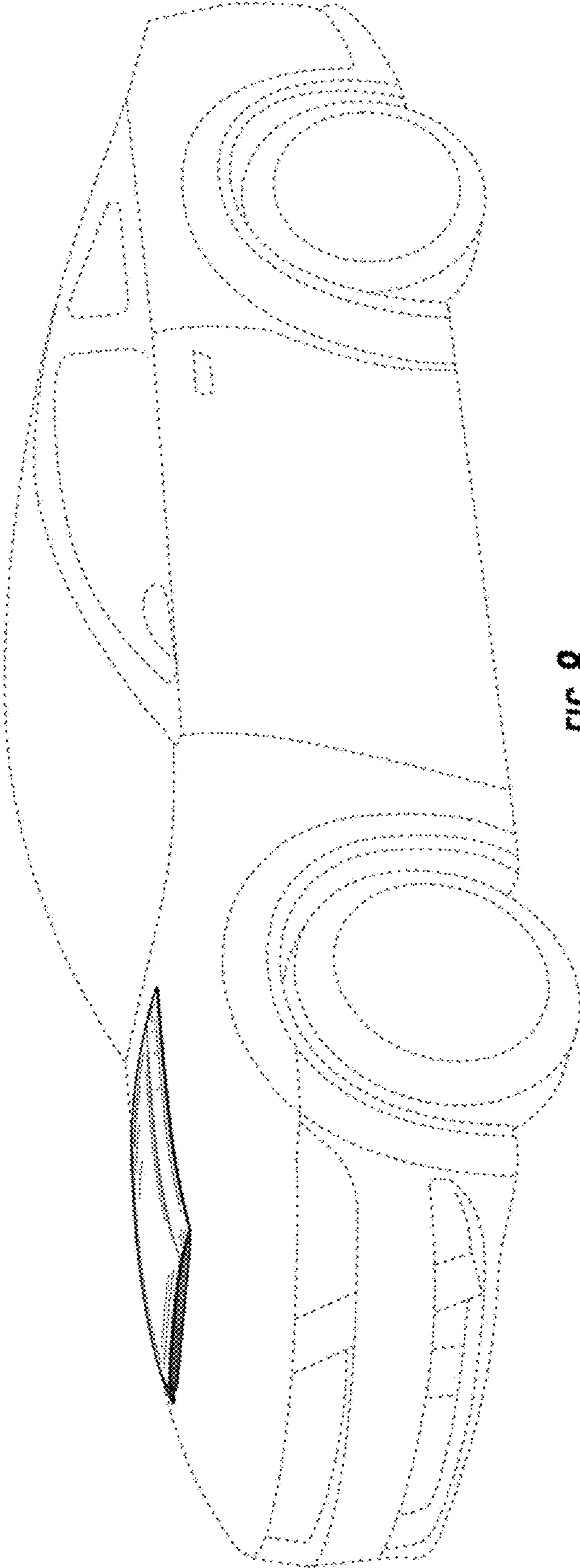


FIG. 8