



US00D817220S

(12) **United States Design Patent**
Fox

(10) **Patent No.:** **US D817,220 S**
(45) **Date of Patent:** **** May 8, 2018**

- (54) **DIAMOND**
- (71) Applicant: **Andrew W. Fox**, New Rochelle, NY
(US)
- (72) Inventor: **Andrew W. Fox**, New Rochelle, NY
(US)
- (**) Term: **15 Years**
- (21) Appl. No.: **29/608,986**
- (22) Filed: **Jun. 27, 2017**
- (51) **LOC (11) Cl.** **11-01**
- (52) **U.S. Cl.**
USPC **D11/90**
- (58) **Field of Classification Search**
USPC D11/1-2, 26-29, 89-92; 63/26-28, 32
CPC A44C 17/00; A44C 17/01; A44C 17/005;
A44C 17/007; A44C 17/008
See application file for complete search history.

6,668,585	B1 *	12/2003	Markowitz	A44C 17/001	63/32
D484,825	S *	1/2004	Mehta	D11/90	
D493,744	S *	8/2004	Jacobs	D11/90	
D499,980	S *	12/2004	Ollech	D11/90	
D500,961	S *	1/2005	Krochmal	D11/90	
D501,421	S *	2/2005	Abaev	D11/90	
D503,649	S *	4/2005	Mehta	D11/90	
D511,993	S *	11/2005	Verbiest	D11/90	
D522,911	S *	6/2006	Mehta	D11/90	
D524,686	S *	7/2006	Mehta	D11/90	
D525,902	S *	8/2006	Dholakiya	D11/90	
7,146,827	B2 *	12/2006	Mardkha	A44C 17/001	63/32
7,225,642	B2 *	6/2007	Katz	A44C 17/001	63/32
7,992,410	B2 *	8/2011	Rydlewicz	A44C 17/001	63/32
8,813,519	B2 *	8/2014	Rydlewicz	A44C 17/001	63/32

* cited by examiner

Primary Examiner — Ralf Seifert
(74) *Attorney, Agent, or Firm* — Amster, Rothstein & Ebenstein LLP

(56) **References Cited**
U.S. PATENT DOCUMENTS

D460,376	S *	7/2002	Bamminger	D11/90	
D462,030	S *	8/2002	Rydlewicz	D11/90	
6,430,963	B1 *	8/2002	Friedman	A44C 17/001	63/32
D466,436	S *	12/2002	Tolkowsky	D11/90	
D469,033	S *	1/2003	Siebenberg	D11/90	
D473,814	S *	4/2003	Yuan	D11/90	
D475,290	S *	6/2003	Cooper	D11/90	
D475,634	S *	6/2003	Cooper	D11/90	
D475,650	S *	6/2003	Wueste	D11/90	
D478,837	S *	8/2003	Namdar	D11/90	
D479,148	S *	9/2003	Fortgang	D11/90	

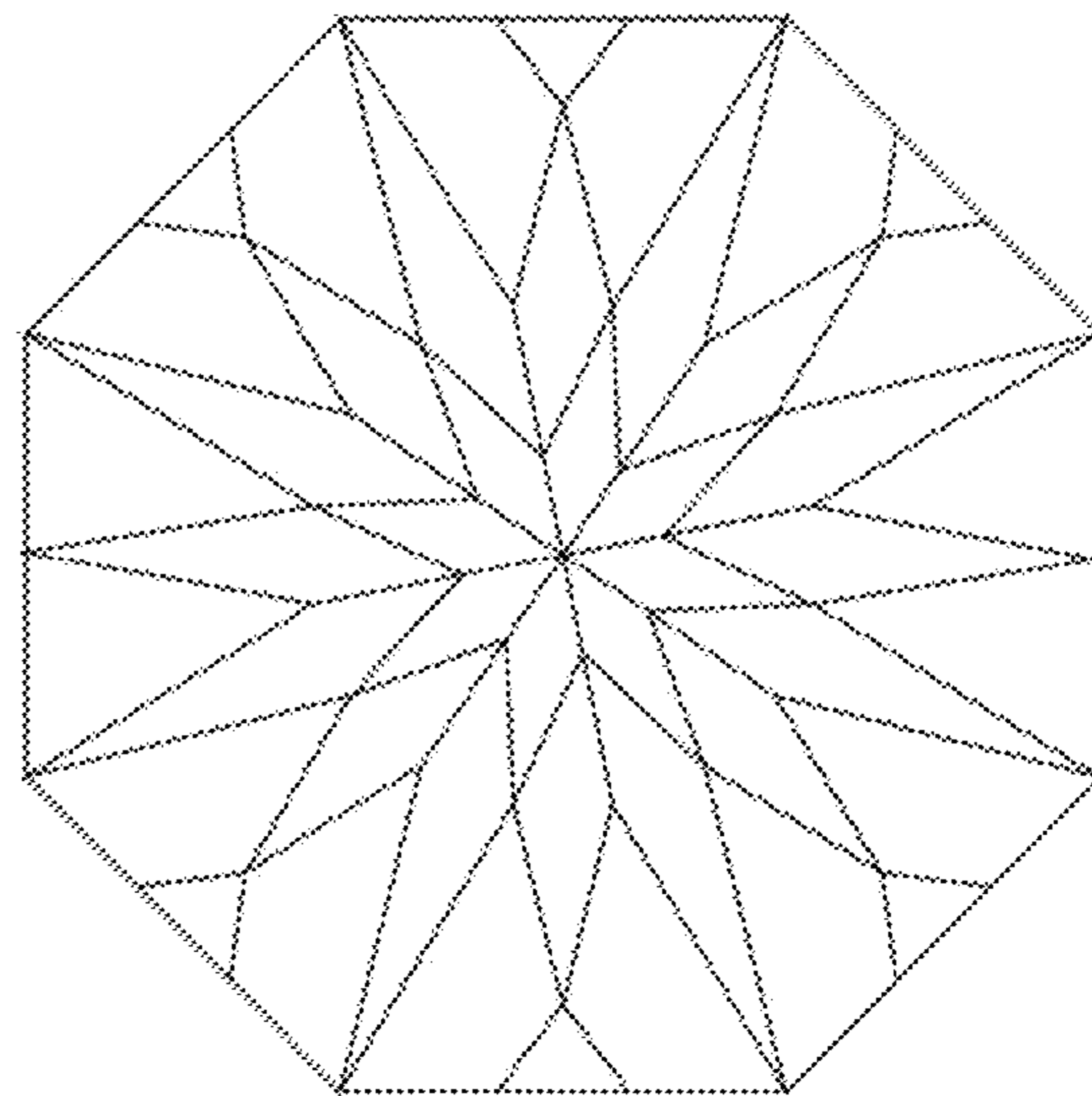
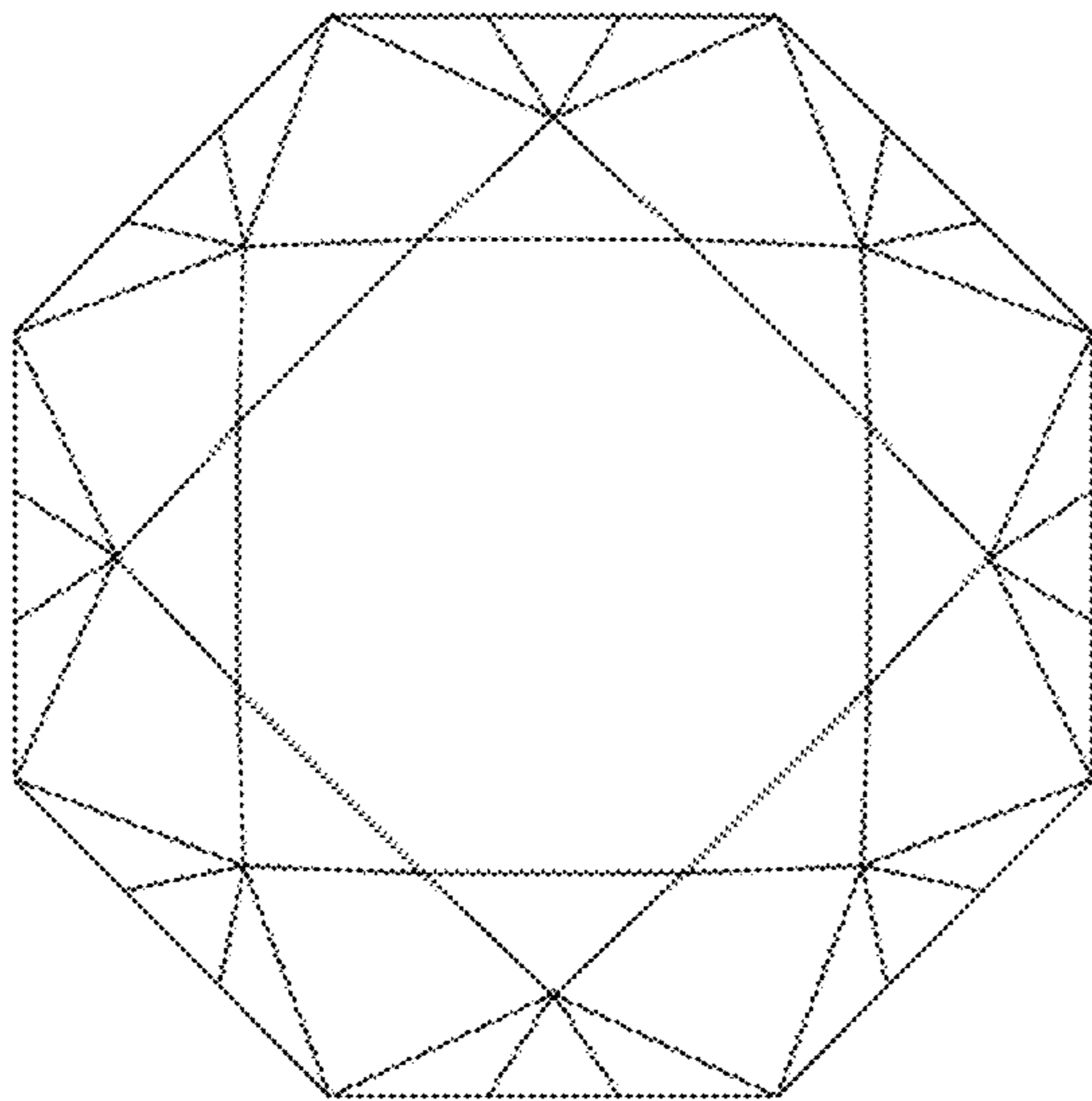
(57) **CLAIM**

The ornamental design for a diamond, as shown and described.

DESCRIPTION

FIG. 1 is a side perspective view of the diamond showing the present design.
FIG. 2 is a side view thereof.
FIG. 3 is a top plan view thereof; and,
FIG. 4 is a bottom plan view thereof.

1 Claim, 3 Drawing Sheets



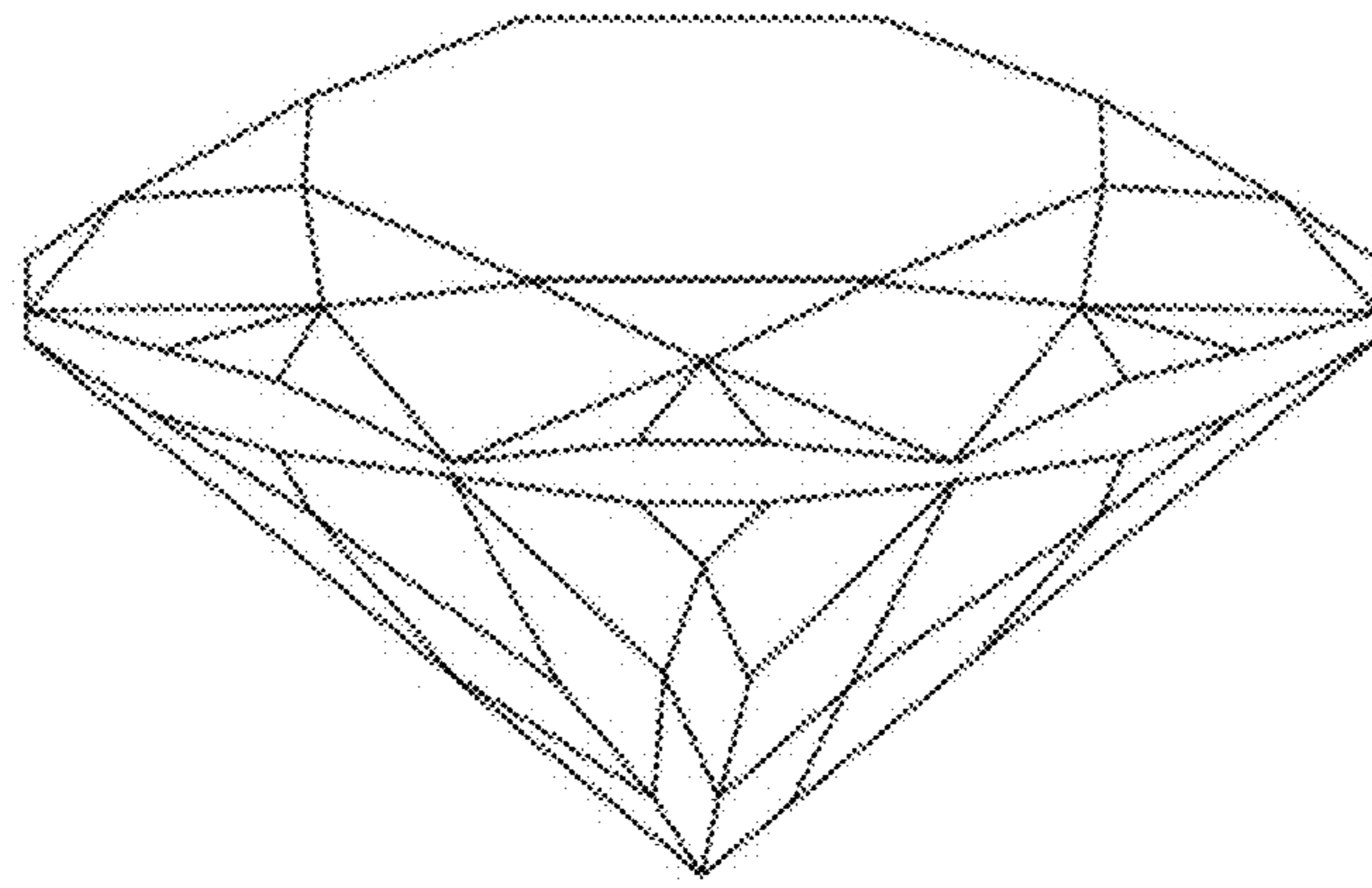


FIG. 1

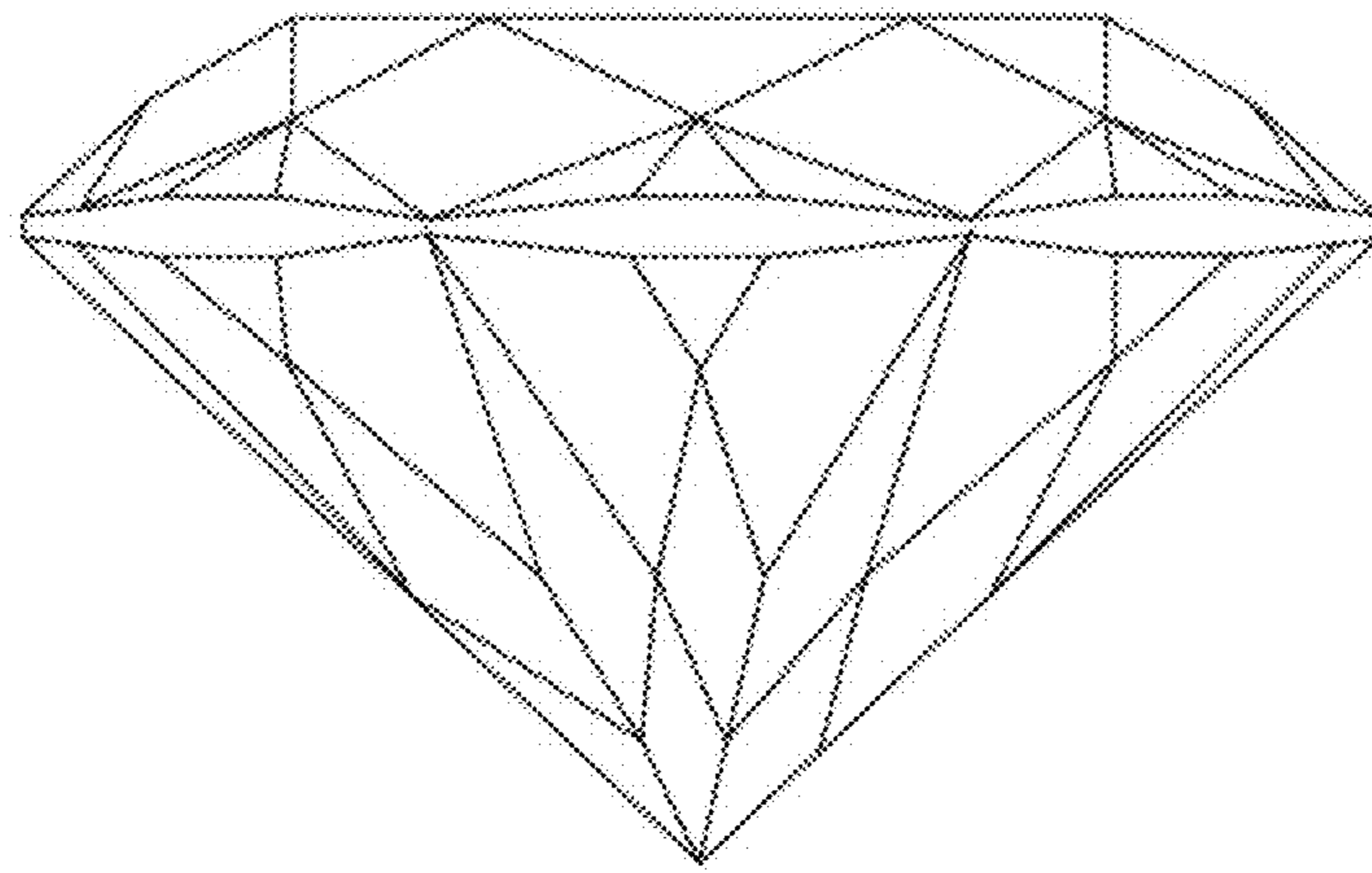


FIG. 2

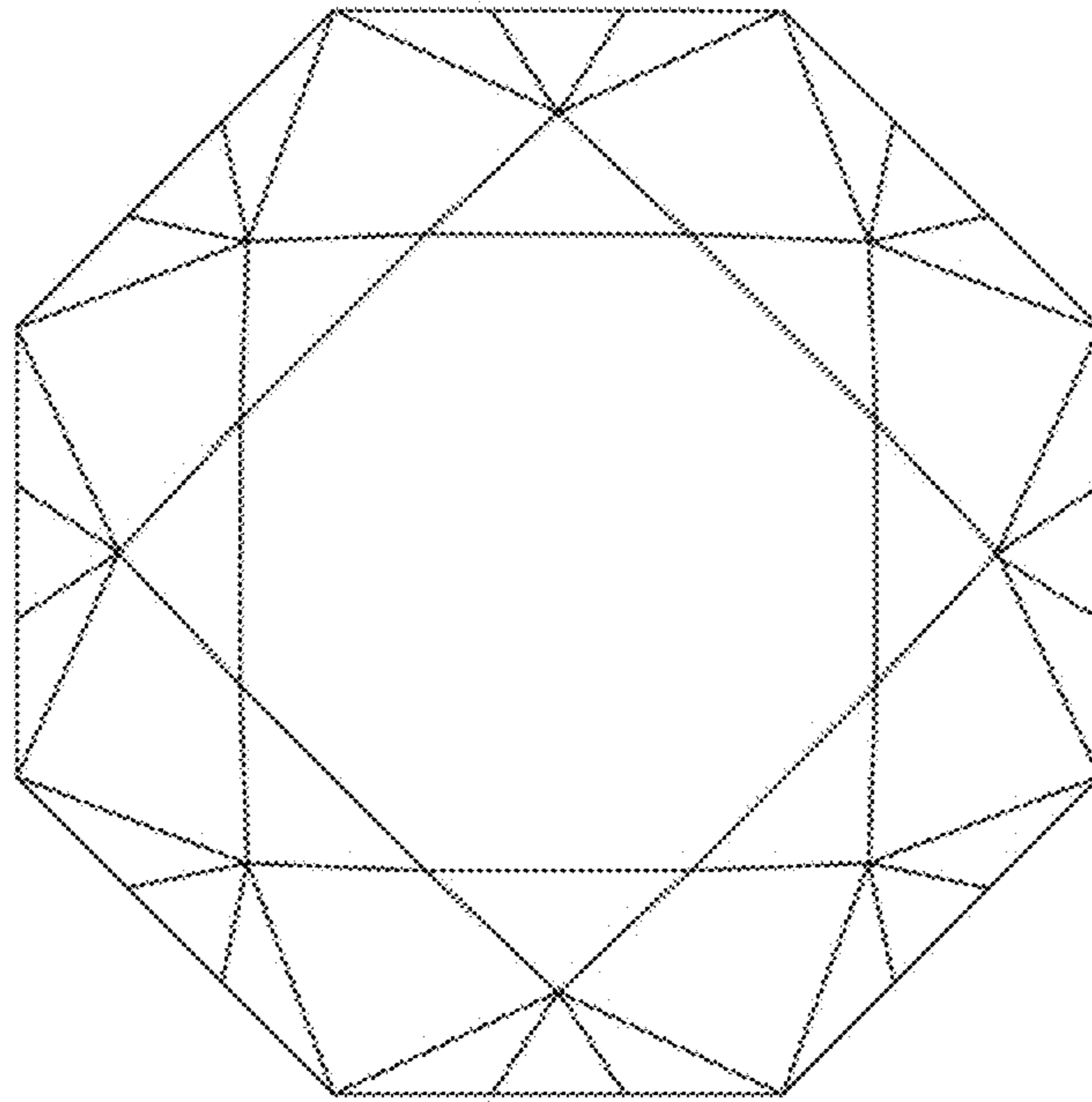


FIG. 3

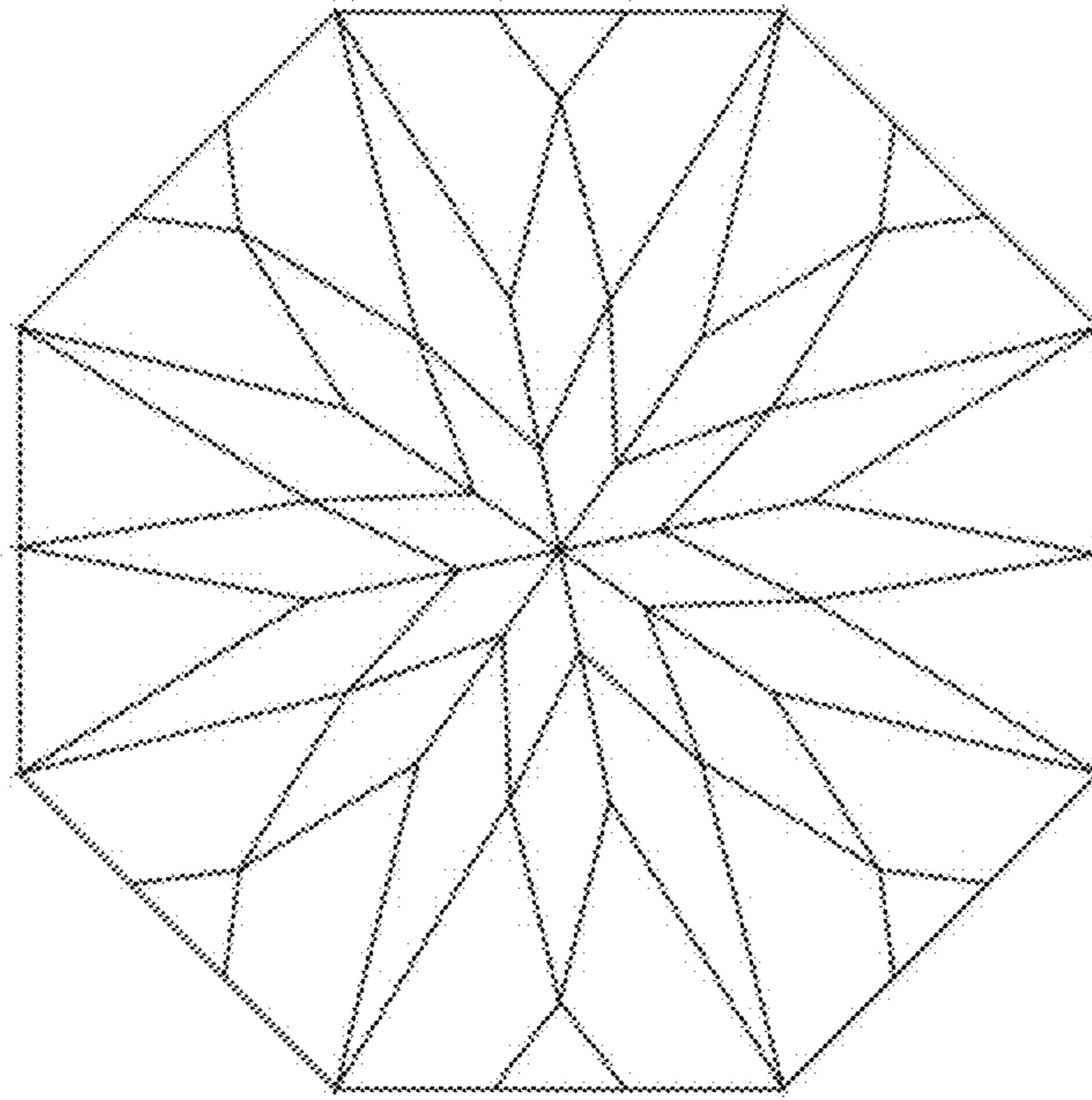


FIG. 4