



US00D817211S

(12) **United States Design Patent**
Behling

(10) **Patent No.:** **US D817,211 S**

(45) **Date of Patent:** **** May 8, 2018**

(54) **WATCH BRACELET**

(71) Applicant: **LVMH Swiss Manufactures SA**, La
Chaux-de-Fonds (CH)

(72) Inventor: **Christoph Behling**, London (GB)

(73) Assignee: **LVMH Swiss Manufactures SA**, La
Chaux-de-Fonds (CH)

(**) Term: **15 Years**

(21) Appl. No.: **29/577,341**

(22) Filed: **Sep. 12, 2016**

(30) **Foreign Application Priority Data**

Mar. 11, 2016 (WO) DM/090057

(51) **LOC (11) Cl.** **11-01**

(52) **U.S. Cl.**
USPC **D11/3**

(58) **Field of Classification Search**

USPC D11/1-6, 13; D10/30-32, 38, 39, 46, 70,
D10/128; D14/344; D24/167, 169, 186,
D24/187; D3/215, 217, 218
CPC A44C 5/00; A44C 5/0007; A44C 5/0015;
A44C 5/0023; A44C 5/003; A44C
5/0038; A44C 5/0046; A44C 5/0053;
A44C 5/0061; A44C 5/0069; A44C
5/0076; A44C 5/02; A44C 5/022; A44C
5/025; A44C 5/027; A44C 5/04; A44C
5/06; A44C 5/08; A44C 11/00; A44C
13/00; A44C 15/00; G06F 1/163

See application file for complete search history.

(56) **References Cited**

U.S. PATENT DOCUMENTS

D309,113 S * 7/1990 Schoepfer D10/32
D416,815 S * 11/1999 Hartzband D10/32

D430,042 S * 8/2000 Schopfer D10/32
D433,640 S * 11/2000 Iwanaga D10/32
D443,213 S * 6/2001 Giardiello D10/32
D443,843 S * 6/2001 Schopfer D11/3
D443,844 S * 6/2001 Versace D11/3
D447,077 S * 8/2001 Sakamaki D11/3
D471,126 S * 3/2003 Calvani D11/3
D471,482 S * 3/2003 Calvani D11/3
6,564,540 B2 * 5/2003 Gregutch A44C 5/107
59/78
D497,827 S * 11/2004 Yamamoto D11/3
D569,273 S * 5/2008 Rabassa D10/32
7,412,755 B2 * 8/2008 Tetu A44C 5/24
24/265 WS
7,742,361 B2 * 6/2010 Behling G04G 9/0076
368/21
D719,850 S * 12/2014 Kita D10/32
D775,126 S * 12/2016 Montero Odasso D10/38

* cited by examiner

Primary Examiner — Cynthia Ramirez

Assistant Examiner — L. Martinez-Rivera

(74) *Attorney, Agent, or Firm* — Brown Rudnick LLP

(57) **CLAIM**

The ornamental design for a watch bracelet, as shown and described.

DESCRIPTION

FIG. 1 is a right side elevation view of a watch bracelet showing my design;

FIG. 2 is a left side elevation view thereof;

FIG. 3 is a top plan view thereof;

FIG. 4 is a bottom plan view thereof;

FIG. 5 is a front elevation view thereof;

FIG. 6 is a rear elevation view thereof; and,

FIG. 7 is a top perspective view thereof.

1 Claim, 7 Drawing Sheets



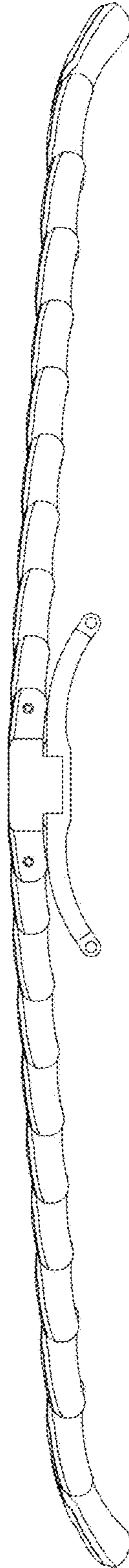


FIG. 1

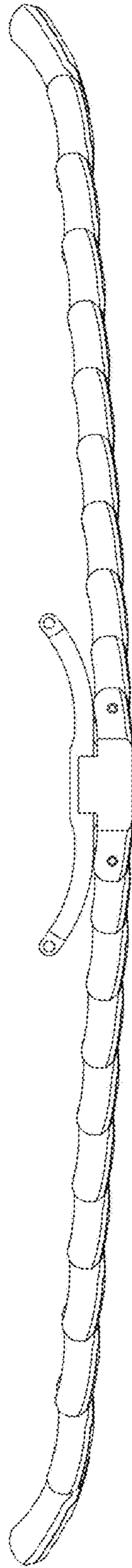


FIG. 2

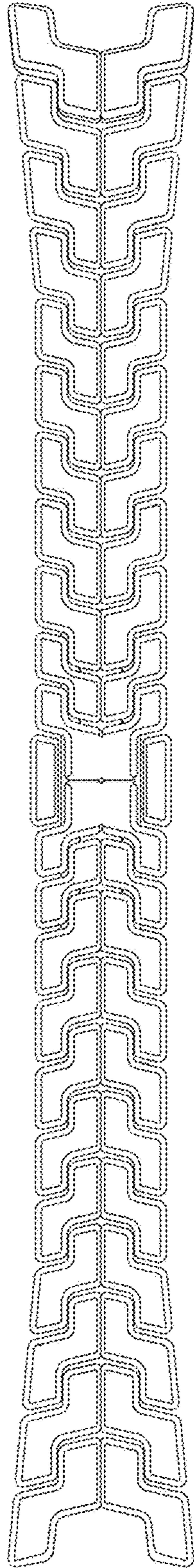


FIG. 3

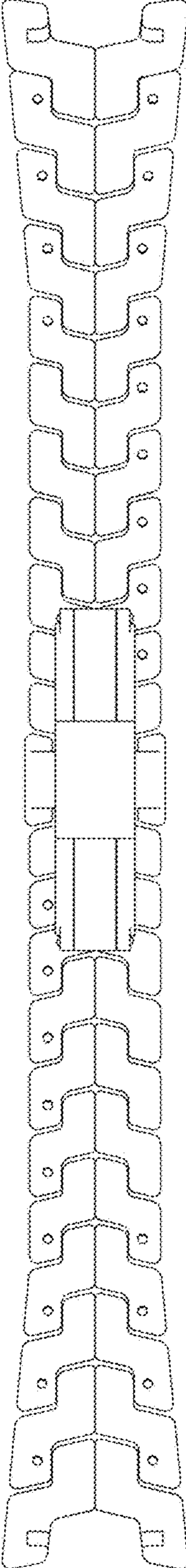


FIG. 4

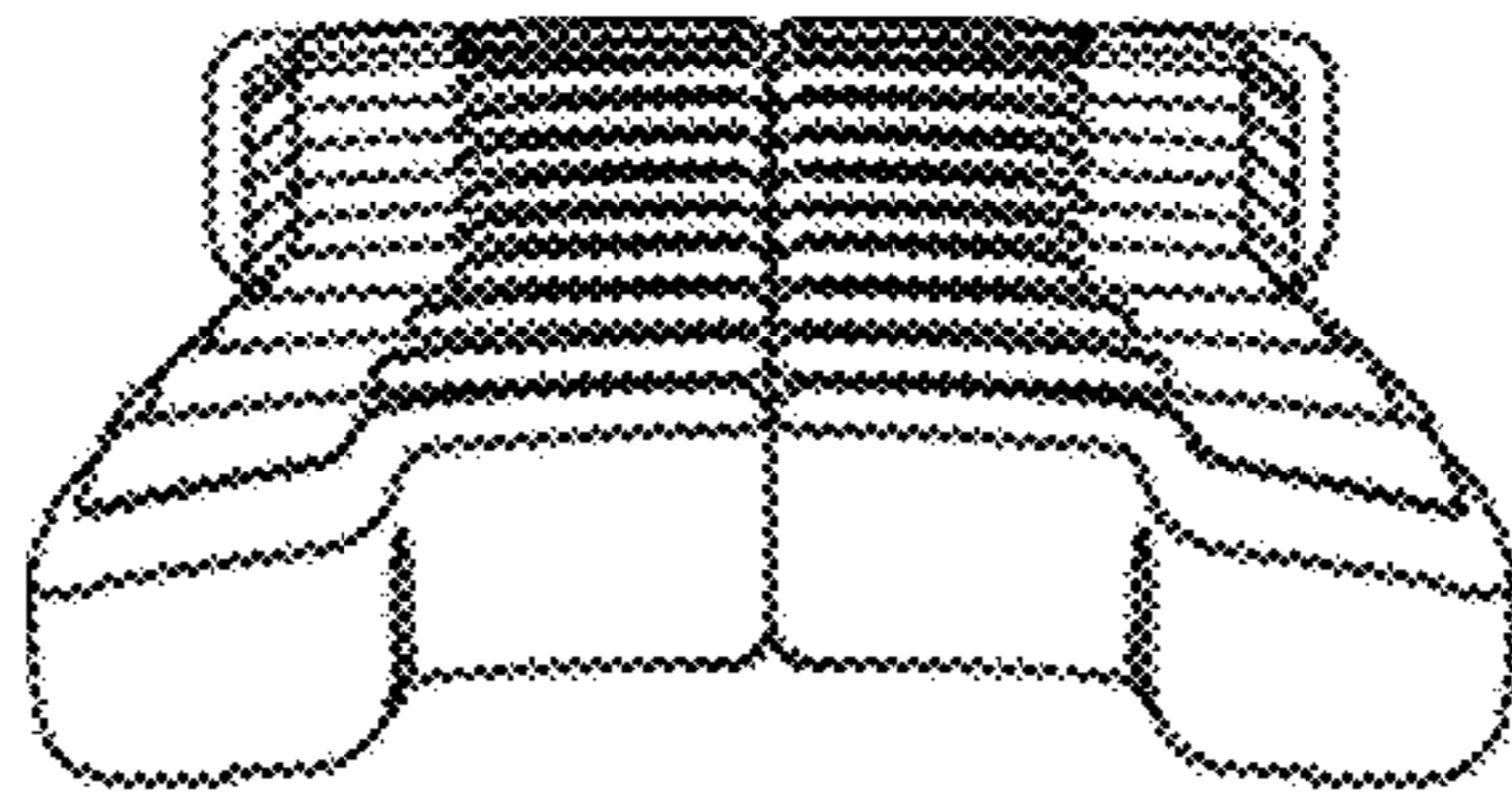


FIG. 5

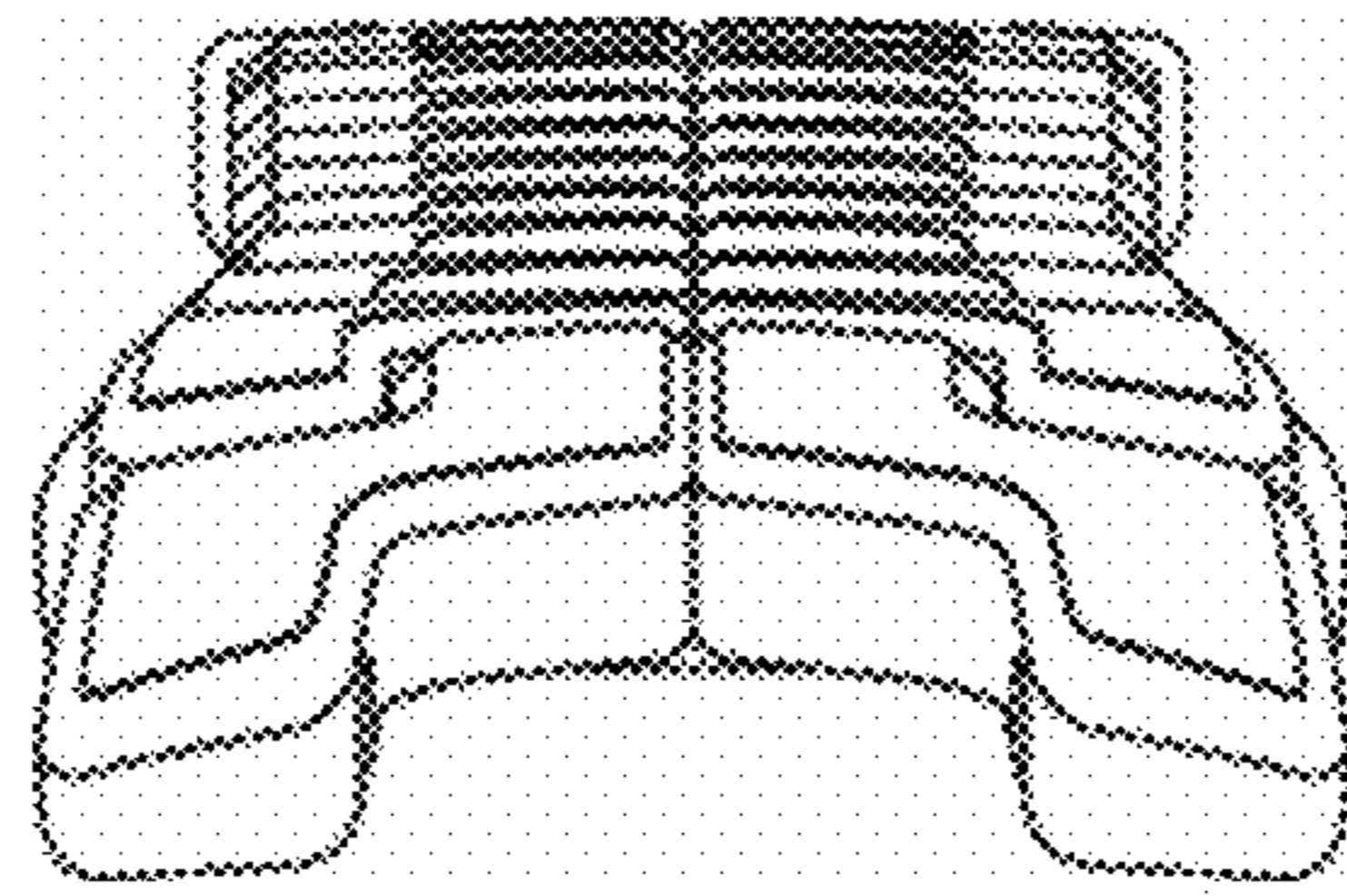


FIG. 6

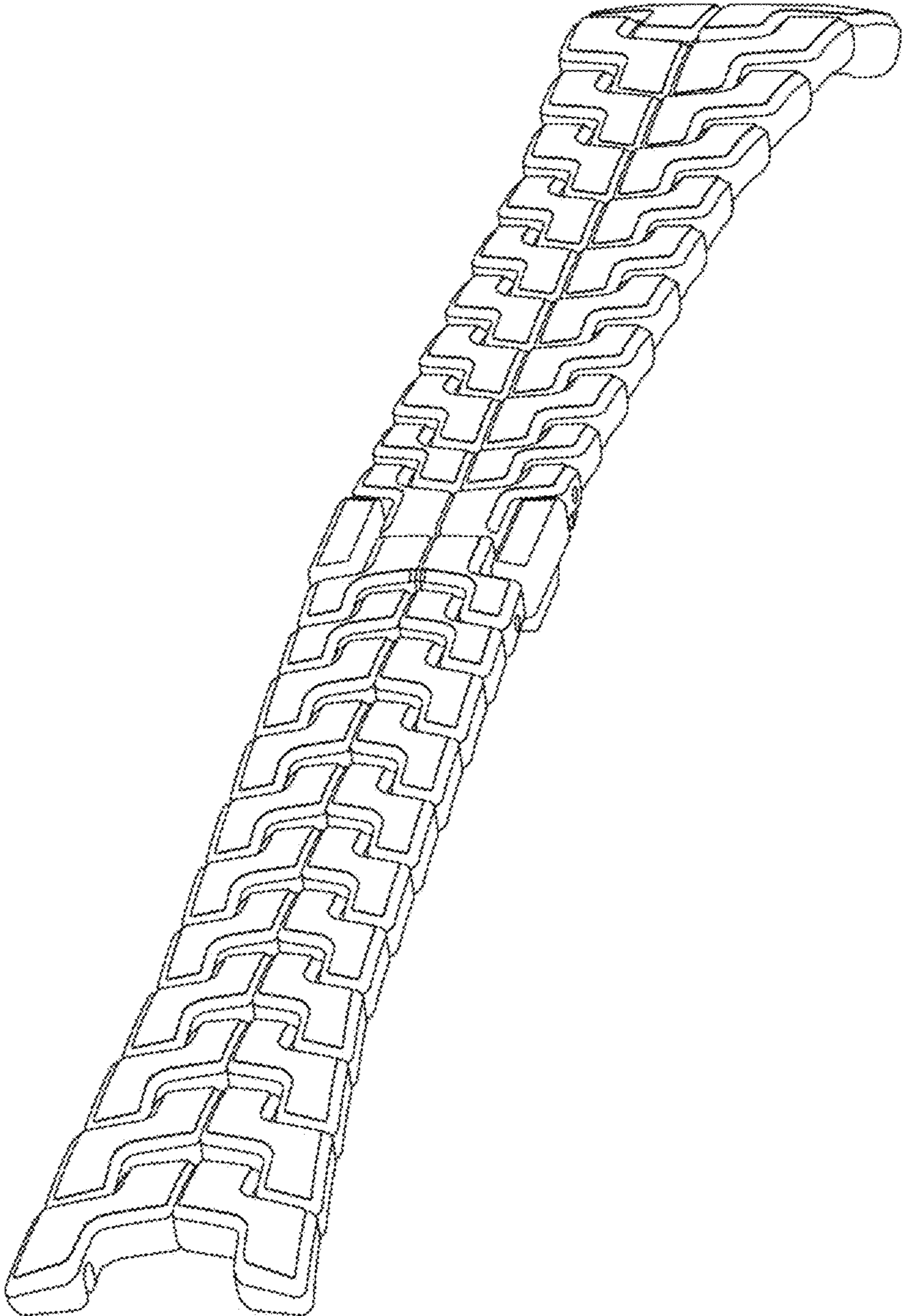


FIG. 7