



US00D817184S

(12) **United States Design Patent** (10) **Patent No.:** **US D817,184 S**  
**Frinks** (45) **Date of Patent:** **\*\* May 8, 2018**

(54) **FEMININE PRODUCT DISPOSAL DEVICE**  
(71) Applicant: **Yolanda M Frinks**, Atlanta, GA (US)  
(72) Inventor: **Yolanda M Frinks**, Atlanta, GA (US)  
(\*\*) Term: **15 Years**  
(21) Appl. No.: **29/569,374**  
(22) Filed: **Jun. 27, 2016**  
(51) **LOC (11) Cl.** ..... **09-05**  
(52) **U.S. Cl.**  
USPC ..... **D9/706**  
(58) **Field of Classification Search**  
USPC ..... D9/702-714, 720-722, 414, 434-435,  
D9/447, 516-517, 440, 424, 430-432;  
D24/118, 207; 383/61.1, 80-81, 901,  
383/203, 107, 119-120, 123, 67, 61.4,  
383/71-72; 222/107, 92, 206, 215;  
604/408, 403; 220/495.03, 675;  
215/381-385, 400; D5/4-6, 8-19, 20-22,  
D5/24, 32, 36; D3/202, 244, 232-233,  
D3/240, 245-246, 303, 201; 428/34.3;  
128/DIG. 24; 426/106; D18/43, 56;  
D28/85, 88, 84, 99; D27/85; 224/616;  
D30/199; 119/161, 867; 294/1.3, 1.5  
CPC .... B65D 1/0223; B65D 79/005; B65D 81/00;  
B65D 81/36; B65D 33/00; B65D 33/02;  
B65D 33/04; B65D 33/24; A61J 1/00;  
A61J 1/10  
See application file for complete search history.

D258,998 S \* 4/1981 Pratt ..... D3/244  
5,301,806 A \* 4/1994 Olson ..... A41D 19/0068  
15/227  
D398,518 S \* 9/1998 Eldridge ..... D9/649  
D584,054 S \* 1/2009 Massie ..... D3/244  
7,988,681 B2 \* 8/2011 McGarity ..... A61J 19/00  
220/9.1  
D652,183 S \* 1/2012 Hall ..... D30/162  
D655,504 S \* 3/2012 Barlier ..... D3/303  
D732,821 S \* 6/2015 Baron ..... D3/244  
D764,942 S \* 8/2016 Bacchini ..... D9/706

\* cited by examiner

*Primary Examiner* — Abraham Bahta

(74) *Attorney, Agent, or Firm* — J. T. Hollin, Attorney at Law, P.C.

(57) **CLAIM**

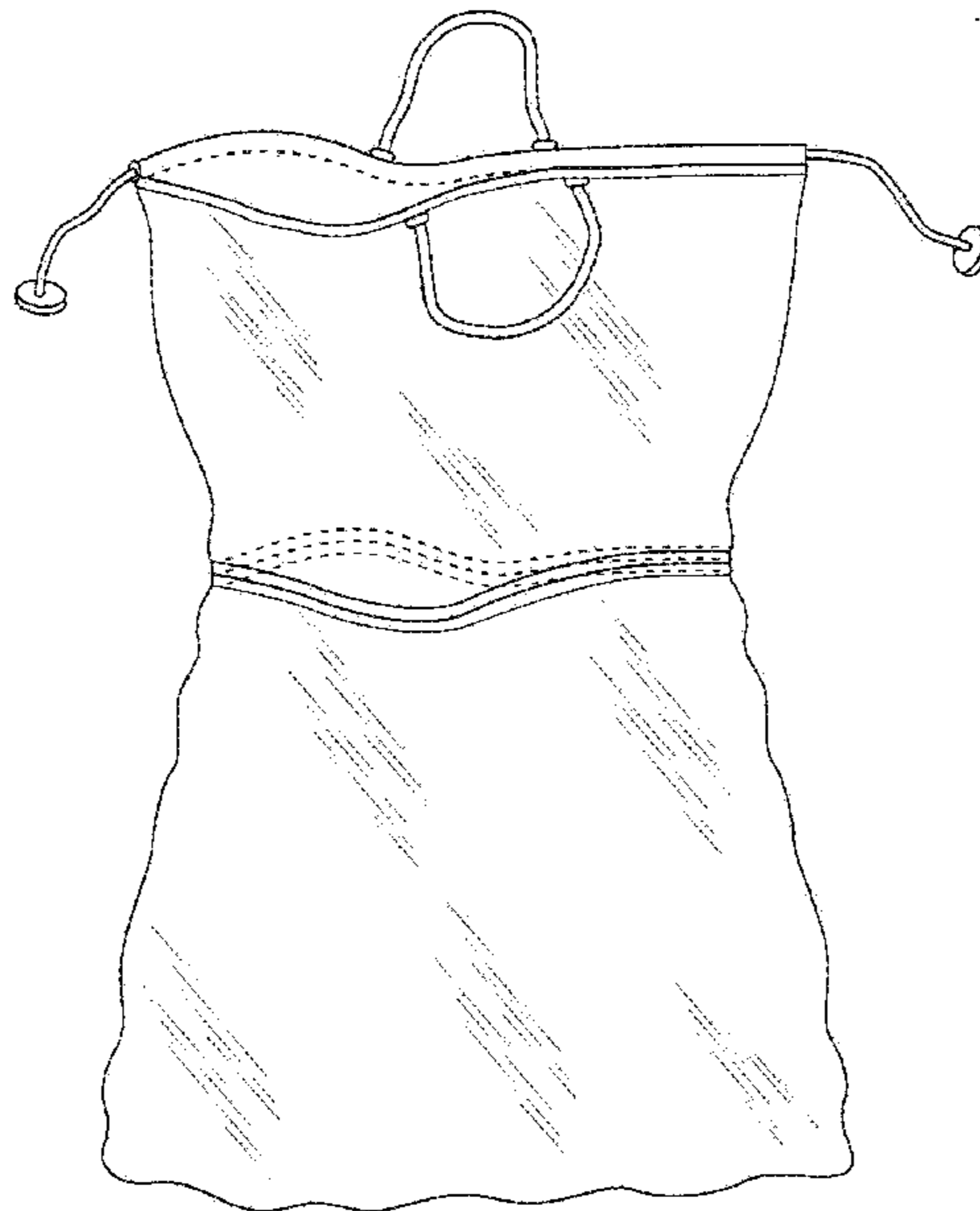
I claim the ornamental design for a feminine product disposal device, as shown and described.

**DESCRIPTION**

FIG. 1 is a front view of the feminine product disposal device showing my new design;  
FIG. 2 is a top view thereof;  
FIG. 3 is a right side view thereof;  
FIG. 4 is a left side view thereof; and,  
FIG. 5 is a rear view thereof.  
The broken line showing of portions of the feminine product disposal device is included for the purpose of illustrating environmental structure and forms no part of the claimed design.

**1 Claim, 3 Drawing Sheets**

(56) **References Cited**  
U.S. PATENT DOCUMENTS  
735,560 A \* 8/1903 Muller ..... B65D 29/00  
139/389  
2,565,283 A \* 8/1951 Throckmorton ..... A45C 3/06  
383/75



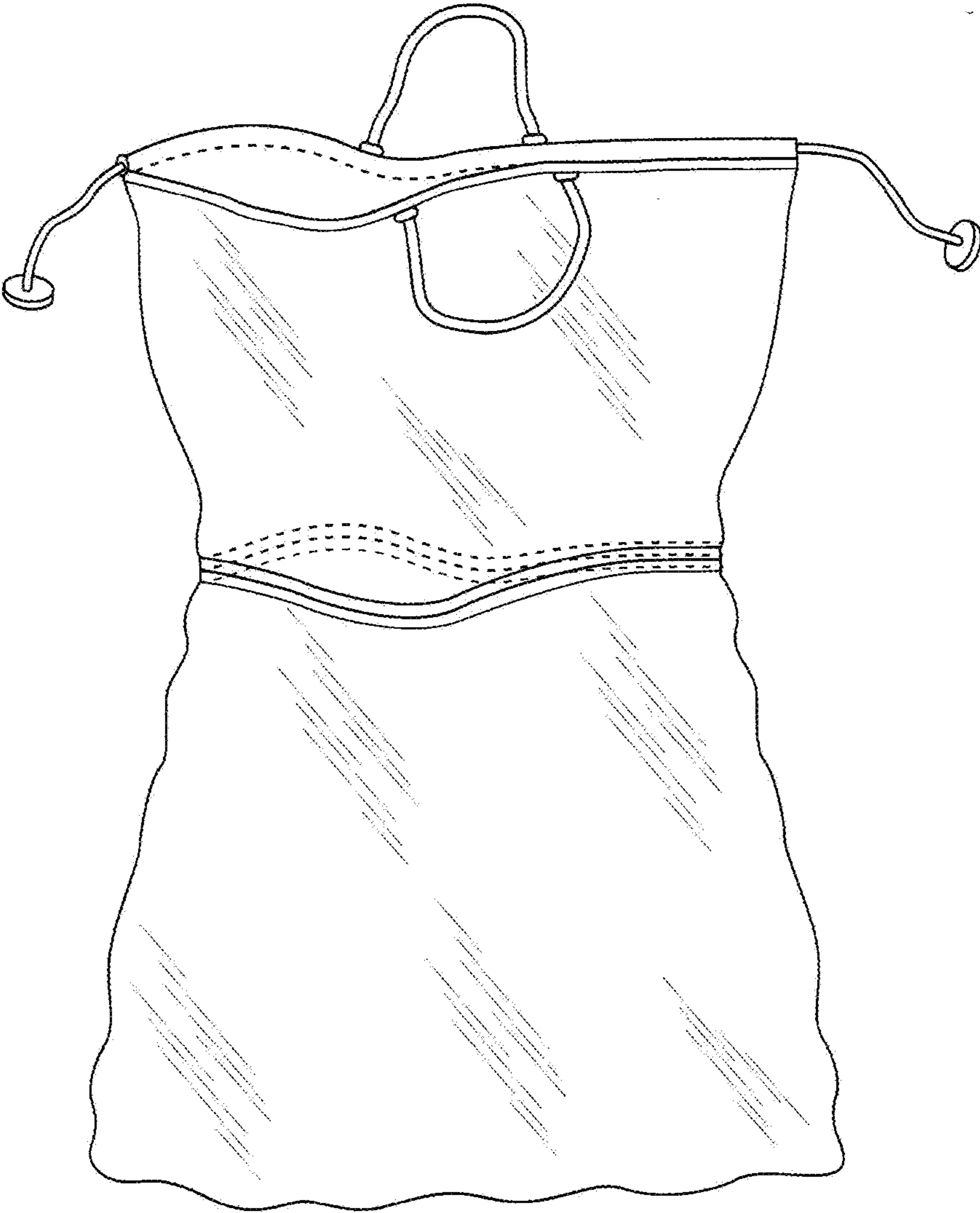


FIG. 1

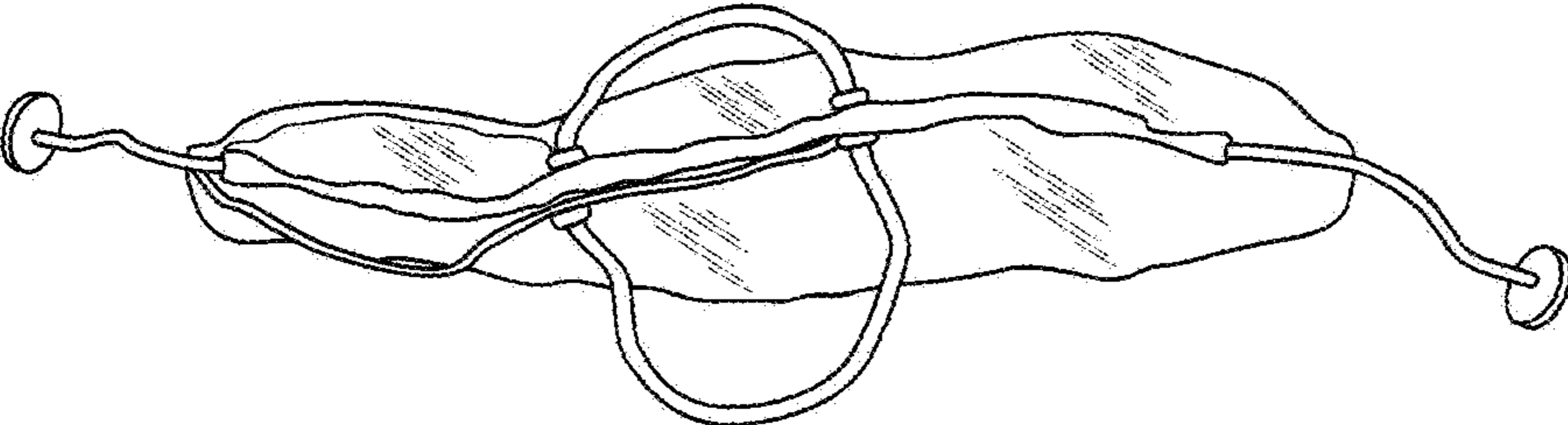


FIG. 2

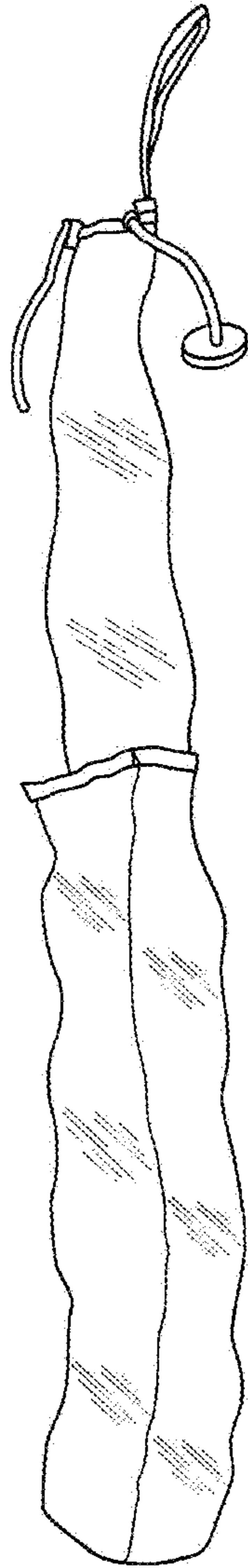


FIG. 3



FIG. 4

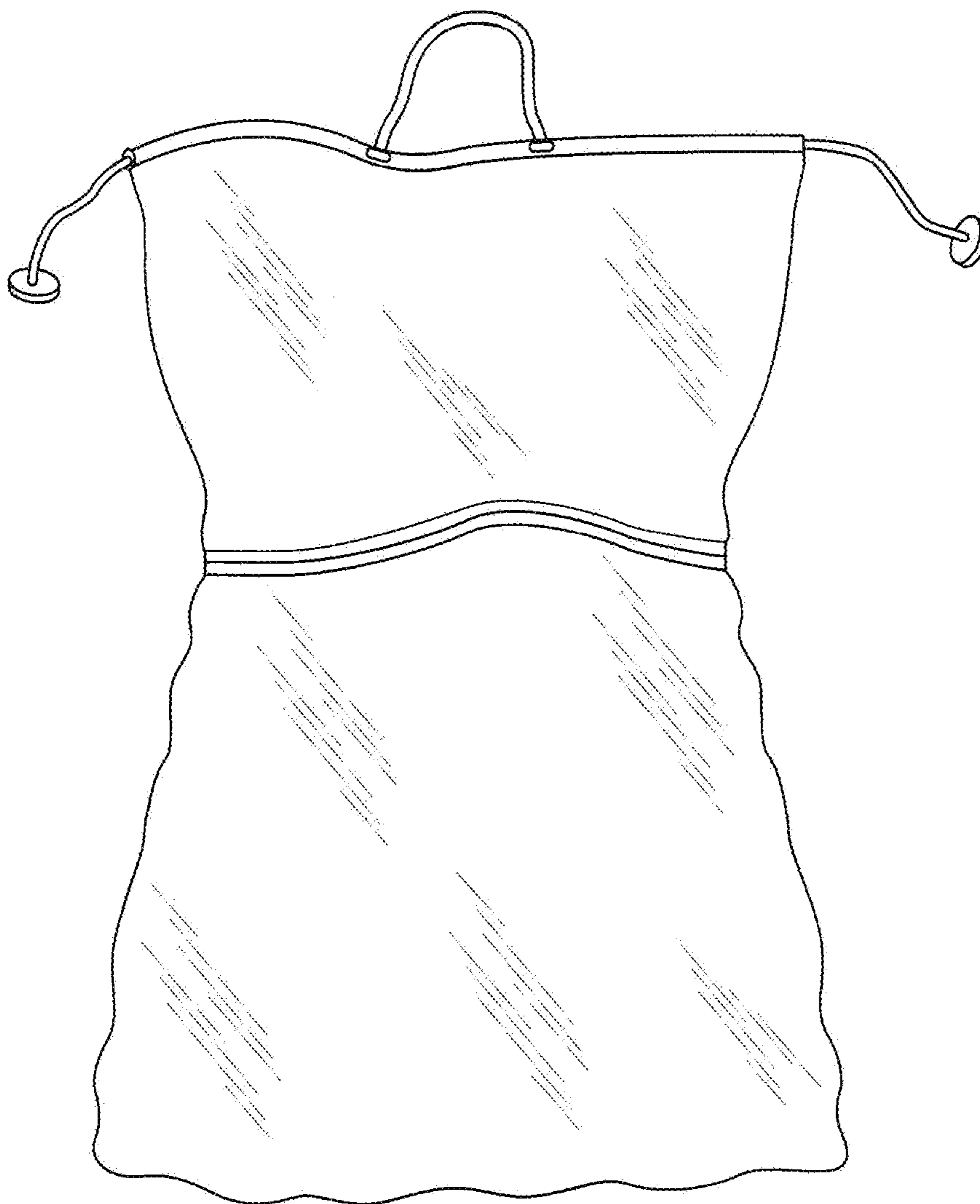


FIG. 5