



US00D817178S

(12) **United States Design Patent**
Jeong

(10) **Patent No.:** **US D817,178 S**

(45) **Date of Patent:** **** May 8, 2018**

- (54) **COSMETIC CONTAINER**
- (71) Applicant: **LG HOUSEHOLD & HEALTH CARE LTD**, Seoul (KR)
- (72) Inventor: **Song Eun Jeong**, Seoul (KR)
- (73) Assignee: **LG HOUSEHOLD & HEALTH CARE LTE**, Seoul (KR)
- (**) Term: **15 Years**
- (21) Appl. No.: **29/584,044**
- (22) Filed: **Nov. 10, 2016**

D304,551 S *	11/1989	Desgrippes	D9/556
D346,746 S *	5/1994	Desgrippes	D9/552
D353,773 S *	12/1994	Desgrippes	D9/451
D390,105 S *	2/1998	Lalique	D9/661
D414,424 S *	9/1999	Degliame	D9/439
D438,098 S *	2/2001	Krunas	D9/691
D442,477 S *	5/2001	Krunas	D9/669
D515,935 S *	2/2006	Lin	D9/558
D563,238 S *	3/2008	Nevins	D9/684
D593,874 S *	6/2009	Nichols	D9/504
D663,619 S *	7/2012	Pillet	D9/452
D687,716 S *	8/2013	Lee	D9/558
D711,748 S *	8/2014	Hwang	D9/691
D736,094 S *	8/2015	Jeong	D9/682
D773,311 S *	12/2016	Park	D9/453
D782,912 S *	4/2017	Jeong	D28/4

(30) **Foreign Application Priority Data**

Oct. 21, 2016 (KR) 30-2016-0050514

- (51) **LOC (11) Cl.** **09-01**
- (52) **U.S. Cl.**
USPC **D9/558; D9/574**
- (58) **Field of Classification Search**
USPC D9/434-435, 439, 447, 449, 450, 452,
D9/454, 516, 520, 522-524, 528-531,
D9/541-544, 549-551, 558-560, 563,
D9/565-566, 571-575, 682, 686, 687,
D9/693-694, 715, 719; D7/300, 300.1,
D7/316, 317, 598; D23/211, 225
CPC ... B65D 1/00; B65D 1/02; B65D 1/12; B65D
1/18; B65D 1/20; B65D 1/0223; B65D
23/00; B65D 21/0237; B65D 2501/0009;
B65D 2501/0081
See application file for complete search history.

(56) **References Cited**

U.S. PATENT DOCUMENTS

D110,790 S *	8/1938	Ansell	D9/544
D180,822 S *	8/1957	Du Pree	D11/146

FOREIGN PATENT DOCUMENTS

CN	201530440725	*	11/2015
IN	255397	*	7/2013

* cited by examiner

Primary Examiner — Vy N Koenig
Assistant Examiner — Omeed Agilee

(57) **CLAIM**

The ornamental design for a cosmetic container, as shown and described.

DESCRIPTION

FIG. 1 is a perspective view of a cosmetic container showing my new design;
FIG. 2 is a front elevational view thereof;
FIG. 3 is a rear elevational view thereof;
FIG. 4 is a left side elevational view thereof;
FIG. 5 is a right side elevational view thereof;
FIG. 6 is a top plan view thereof; and,
FIG. 7 is a bottom plan view thereof.

1 Claim, 6 Drawing Sheets

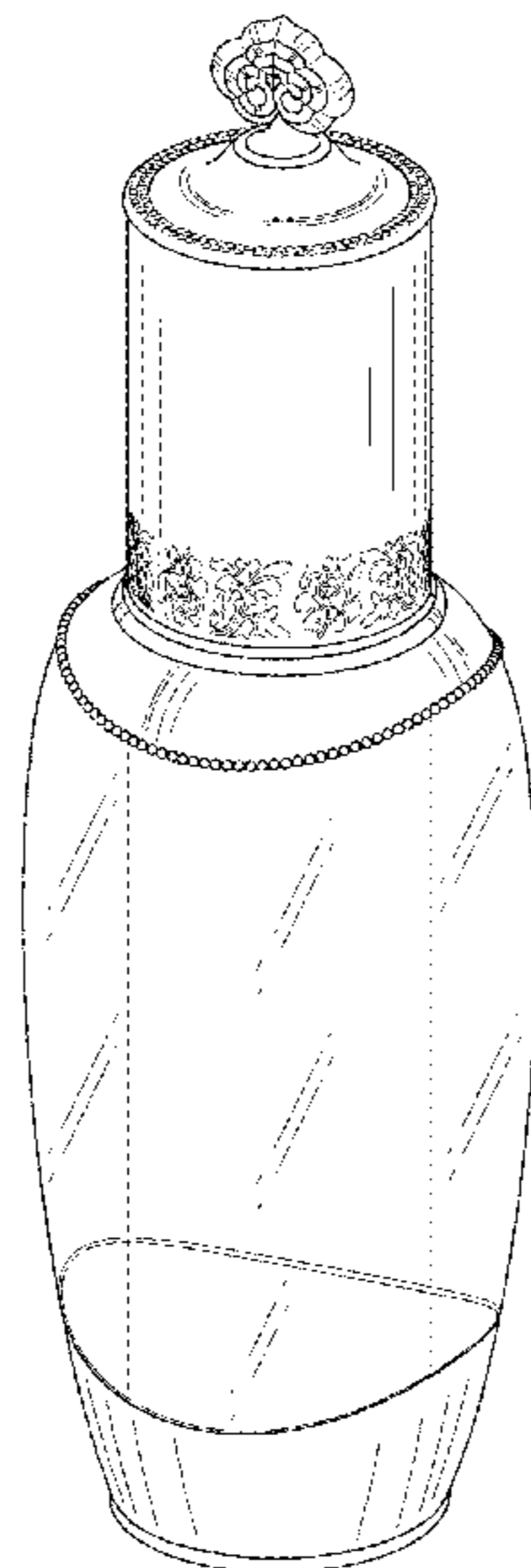


FIG. 1

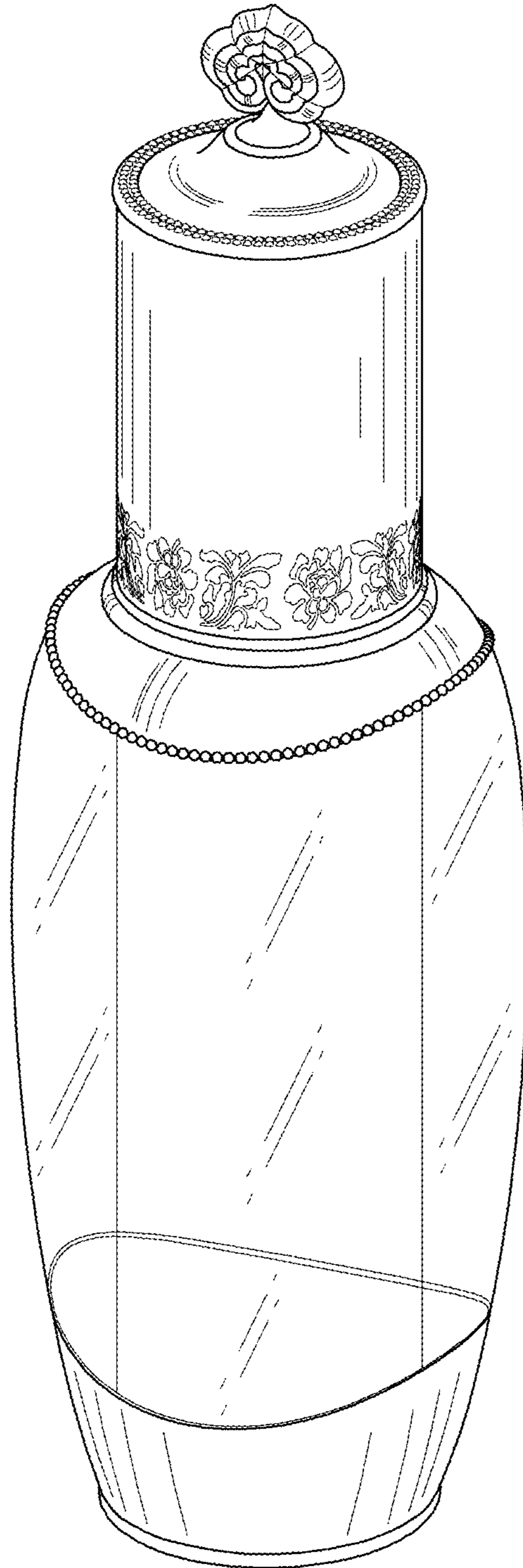


FIG. 2

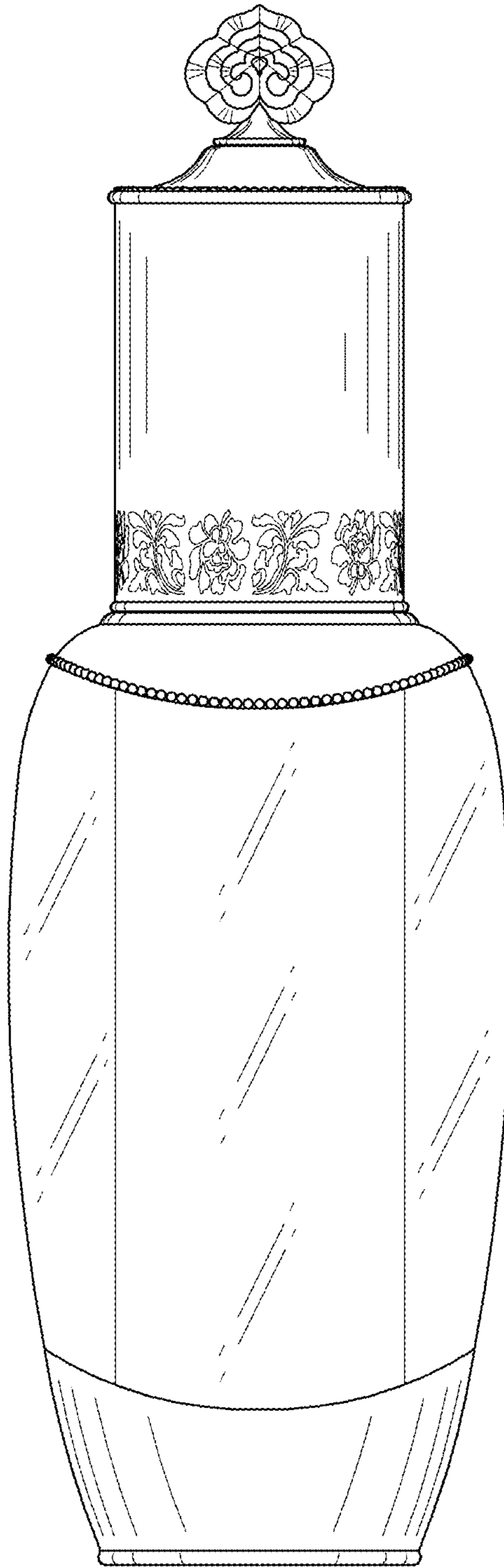


FIG. 3




FIG. 4




FIG. 5

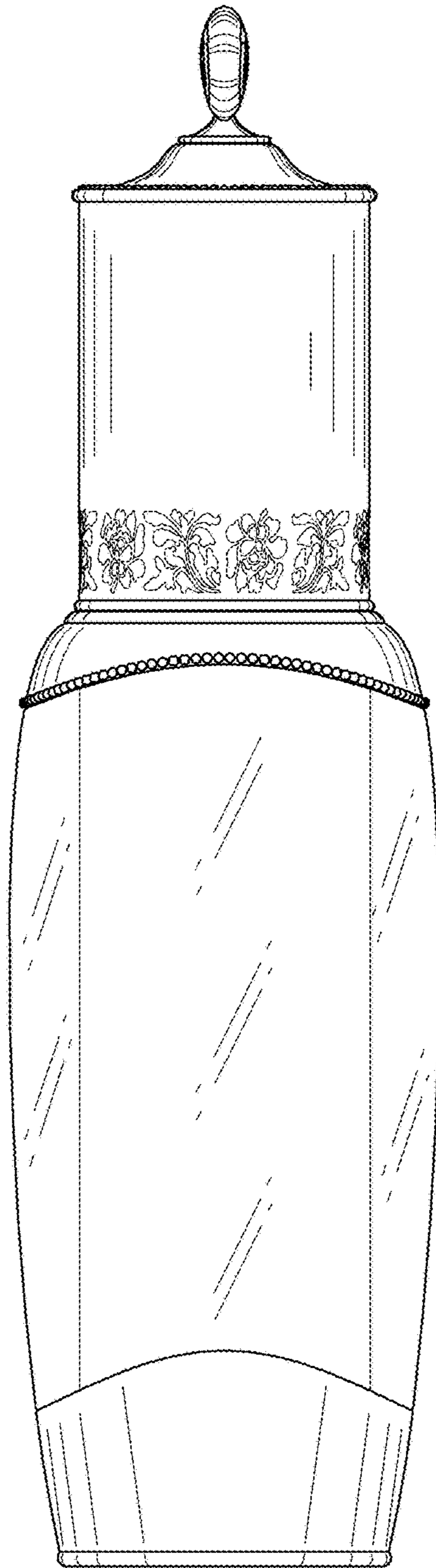


FIG. 6

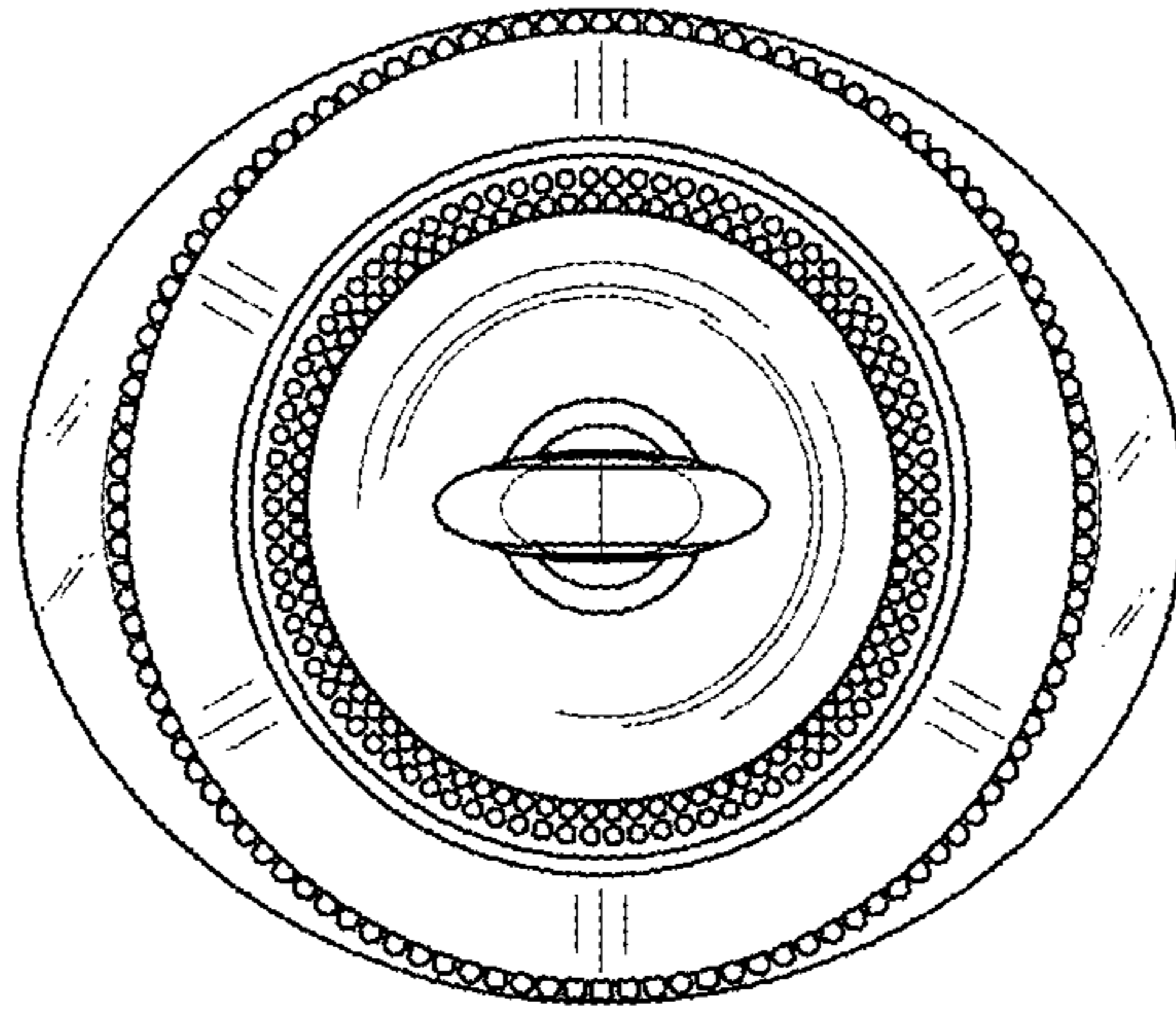


FIG. 7

