



US00D817176S

(12) **United States Design Patent**
Pel et al.

(10) **Patent No.:** **US D817,176 S**
(45) **Date of Patent:** **** *May 8, 2018**

- (54) **BOTTLE**
- (71) Applicant: **Reckitt Benckiser (Brands) Limited**,
Slough (GB)
- (72) Inventors: **Maartje Pel**, Warwick (GB); **Michael George**, Warwick (GB)
- (73) Assignee: **RECKITT BENCKISER (BRANDS) LIMITED**, Slough (GB)
- (*) Notice: This patent is subject to a terminal disclaimer.
- (**) Term: **15 Years**
- (21) Appl. No.: **29/578,036**
- (22) Filed: **Sep. 17, 2016**
- (30) **Foreign Application Priority Data**
Mar. 17, 2016 (EM) 003032937-0001
- (51) **LOC (11) Cl.** **09-01**
- (52) **U.S. Cl.**
USPC **D9/542; D9/545**
- (58) **Field of Classification Search**
USPC D9/434-436, 453, 516, 529, 542, 544,
D9/545, 549, 550, 552, 558, 571, 715,
D9/719; D24/121, 224; D3/203.1, 203.2
CPC B65D 47/06; B65D 83/28; B65D 83/68;
B65D 11/04; B65D 11/10; B65D 25/42;
B65D 2501/0081
See application file for complete search history.

- (56) **References Cited**
U.S. PATENT DOCUMENTS
D259,332 S * 5/1981 Walton D9/545
D265,550 S * 7/1982 Young D9/529
D337,261 S * 7/1993 Sherman D24/224

- D380,159 S * 6/1997 Lathrop D9/545
- D381,273 S * 7/1997 Fenton D9/529
- D463,291 S * 9/2002 Kokubo D9/549
- D523,754 S * 6/2006 Williams D9/558
- D557,143 S * 12/2007 Batliner D9/558
- D567,662 S * 4/2008 Feen D9/542
- D579,340 S * 10/2008 Dickman D9/558
- D608,648 S * 1/2010 Rhodes D9/529
- D625,911 S * 10/2010 Lee D3/203.2
- D653,958 S * 2/2012 Lauret D9/558
- D704,563 S * 5/2014 Gonzalez Rodriguez D9/545
- D720,233 S * 12/2014 Thompson D9/545
- D742,756 S * 11/2015 DeVore D9/565
- D746,483 S * 12/2015 Brandenburger D24/224
- D757,956 S * 5/2016 Brandenburger D24/224
- D759,267 S * 6/2016 Brandenburger D24/224
- D773,311 S * 12/2016 Park D9/453
- D782,912 S * 4/2017 Jeong D28/4

* cited by examiner

Primary Examiner — Ian Simmons
Assistant Examiner — Keith Frank
(74) *Attorney, Agent, or Firm* — Troutman Sanders LLP;
Ryan Schneider; Chris Davis

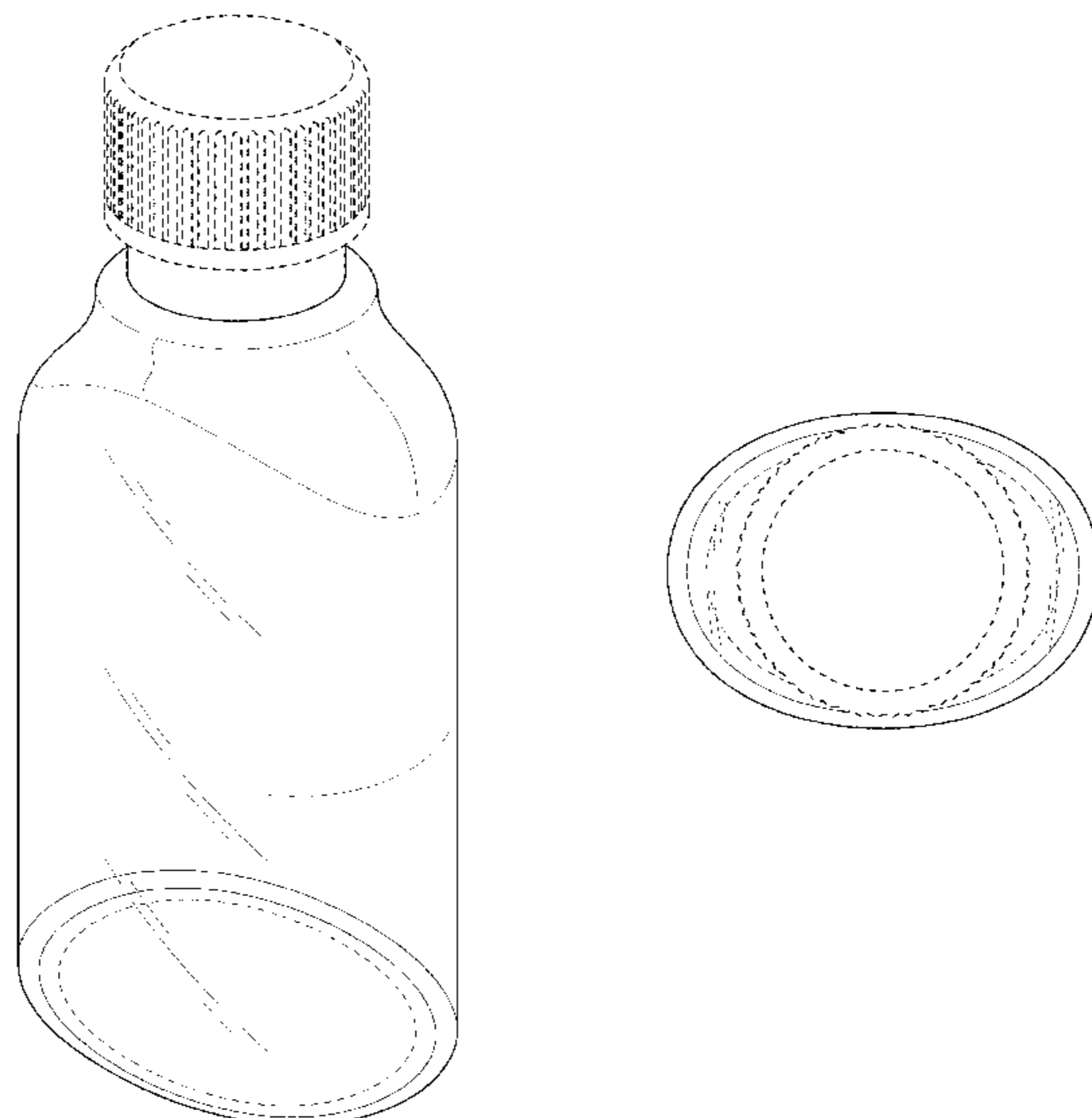
(57) **CLAIM**

The ornamental design for a bottle, as shown and described.

DESCRIPTION

FIG. 1 is a perspective view of a bottle showing our new design;
FIG. 2 is a front view of the bottle of FIG. 1;
FIG. 3 is a side view of the bottle of FIG. 1;
FIG. 4 is a back view of the bottle of FIG. 1;
FIG. 5 is the other side view of the bottle of FIG. 1;
FIG. 6 is a top view of the bottle of FIG. 1; and,
FIG. 7 is a bottom view of the bottle of FIG. 1.
The broken lines are included for the purpose of illustrating a portion of the bottle that forms no part of the claimed design.

1 Claim, 7 Drawing Sheets



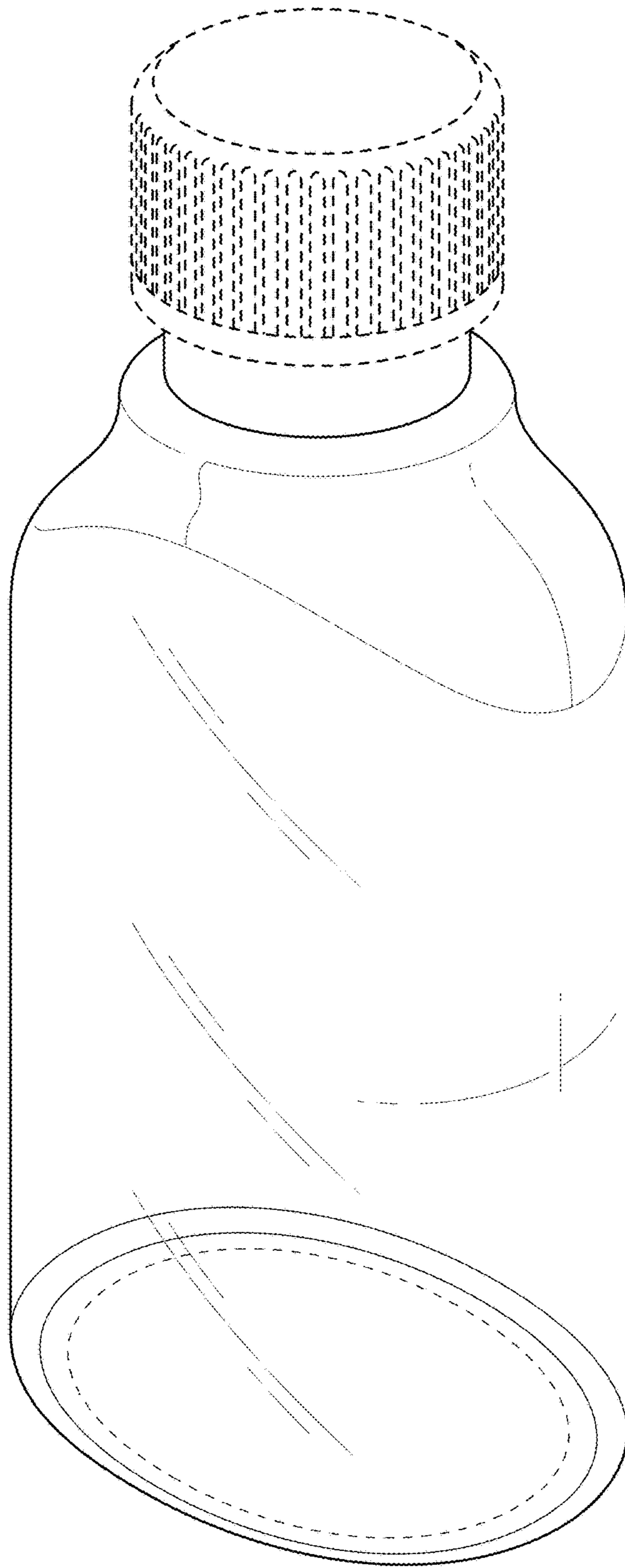


FIG. 1

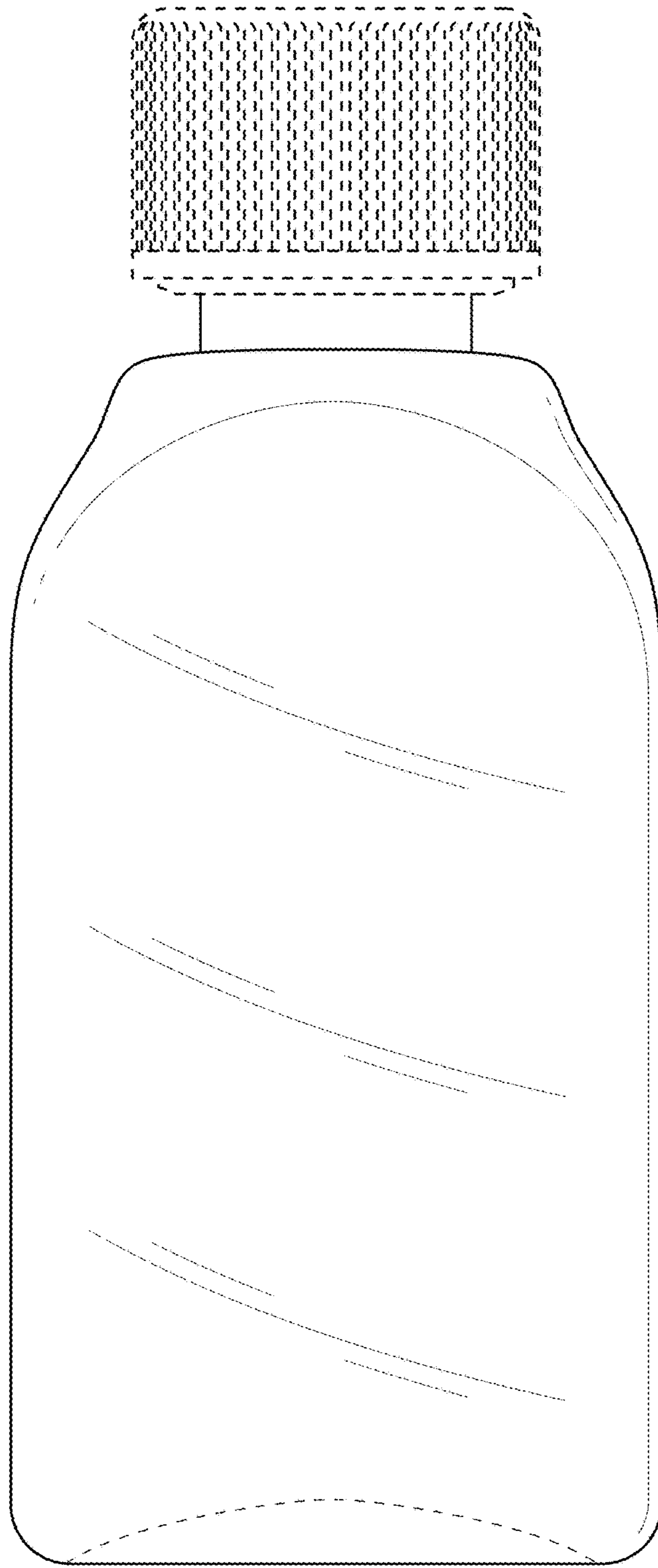


FIG. 2

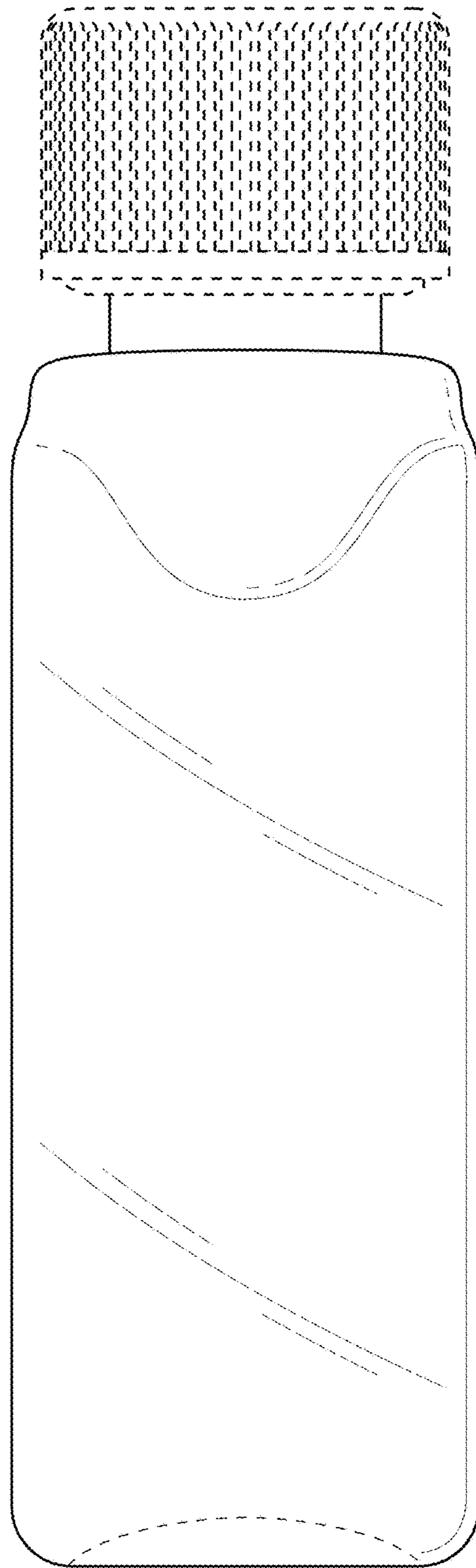


FIG. 3

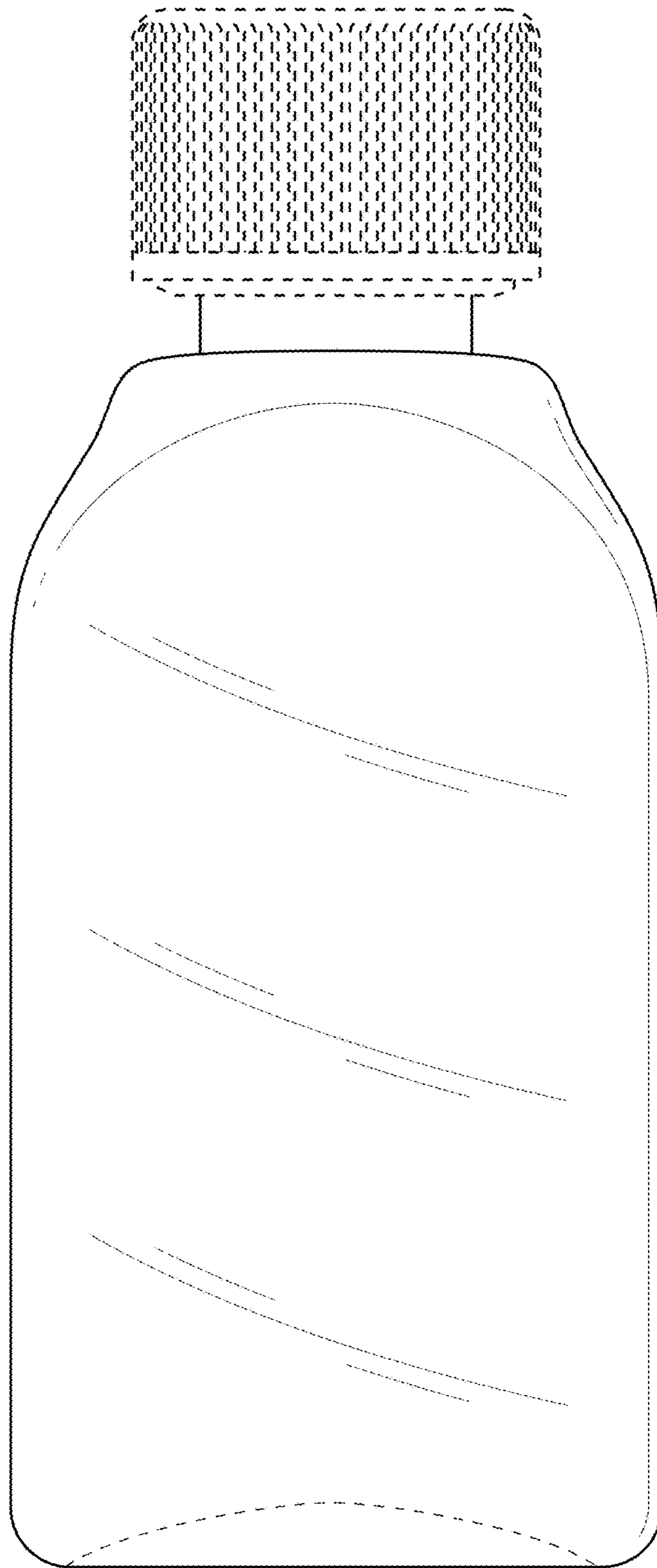


FIG. 4

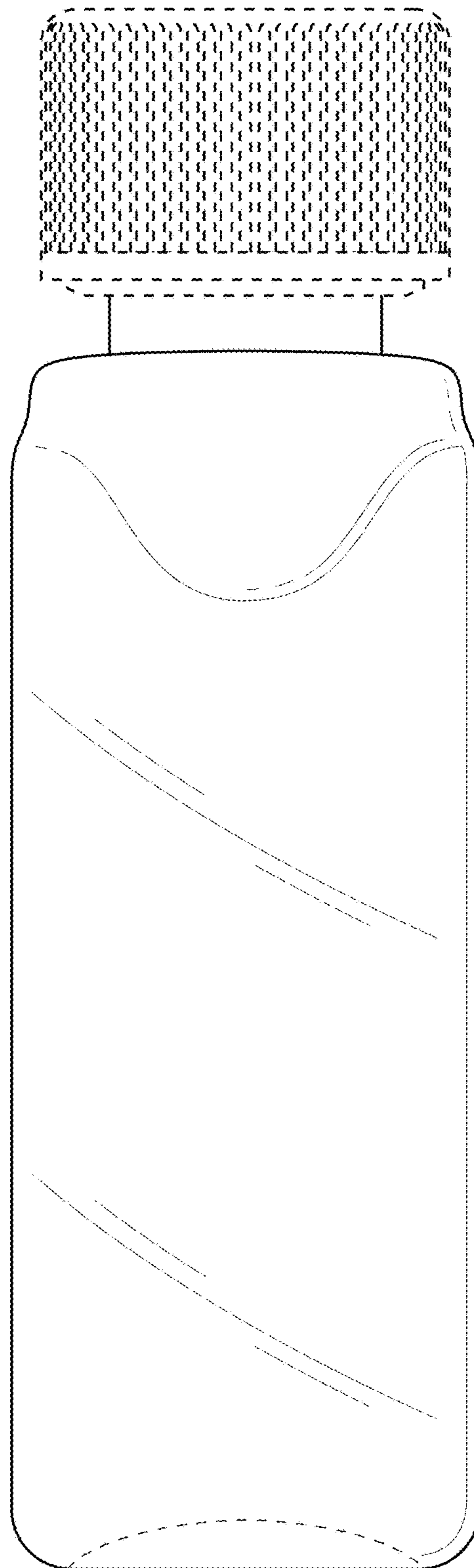


FIG. 5

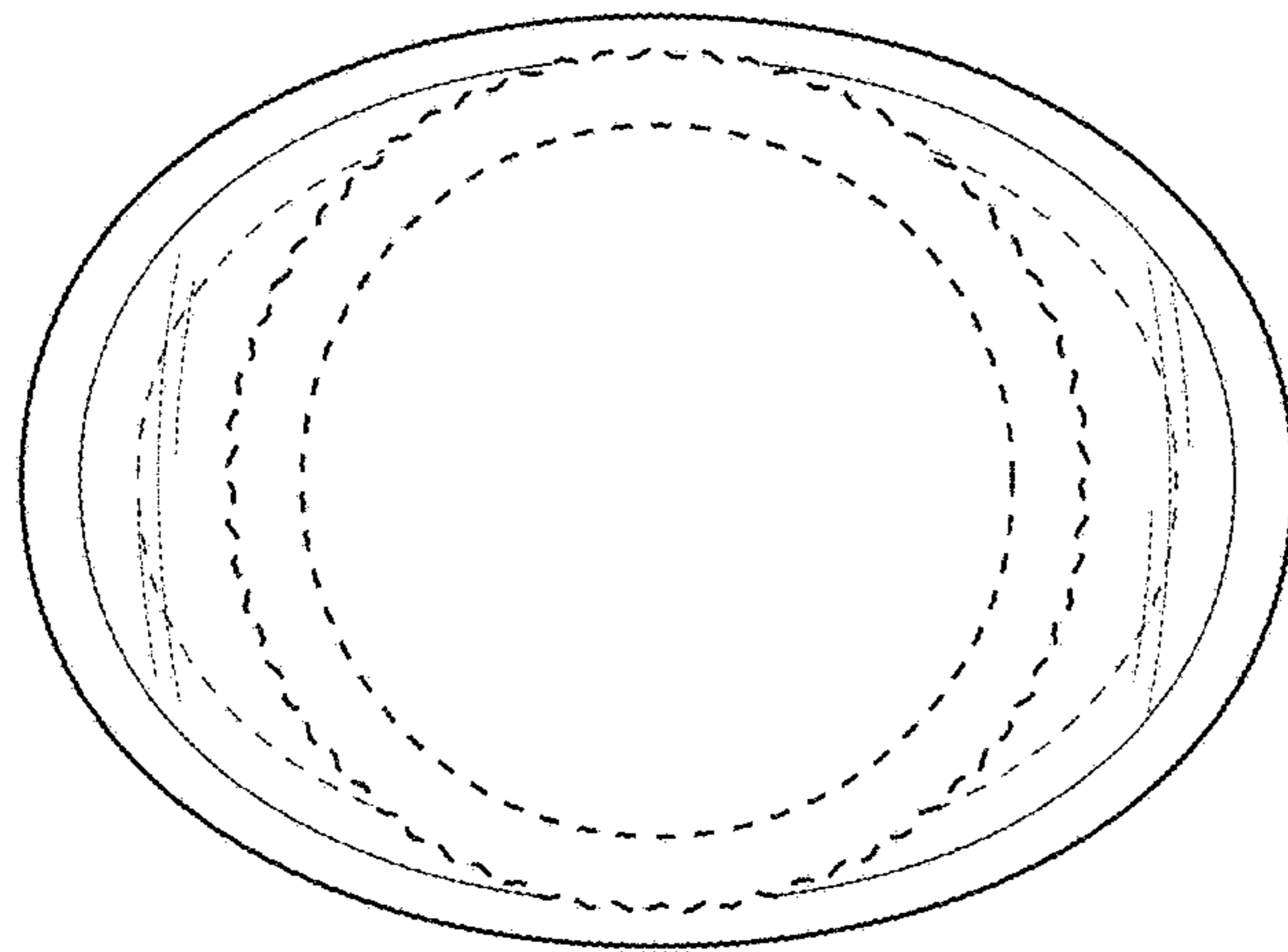


FIG. 6

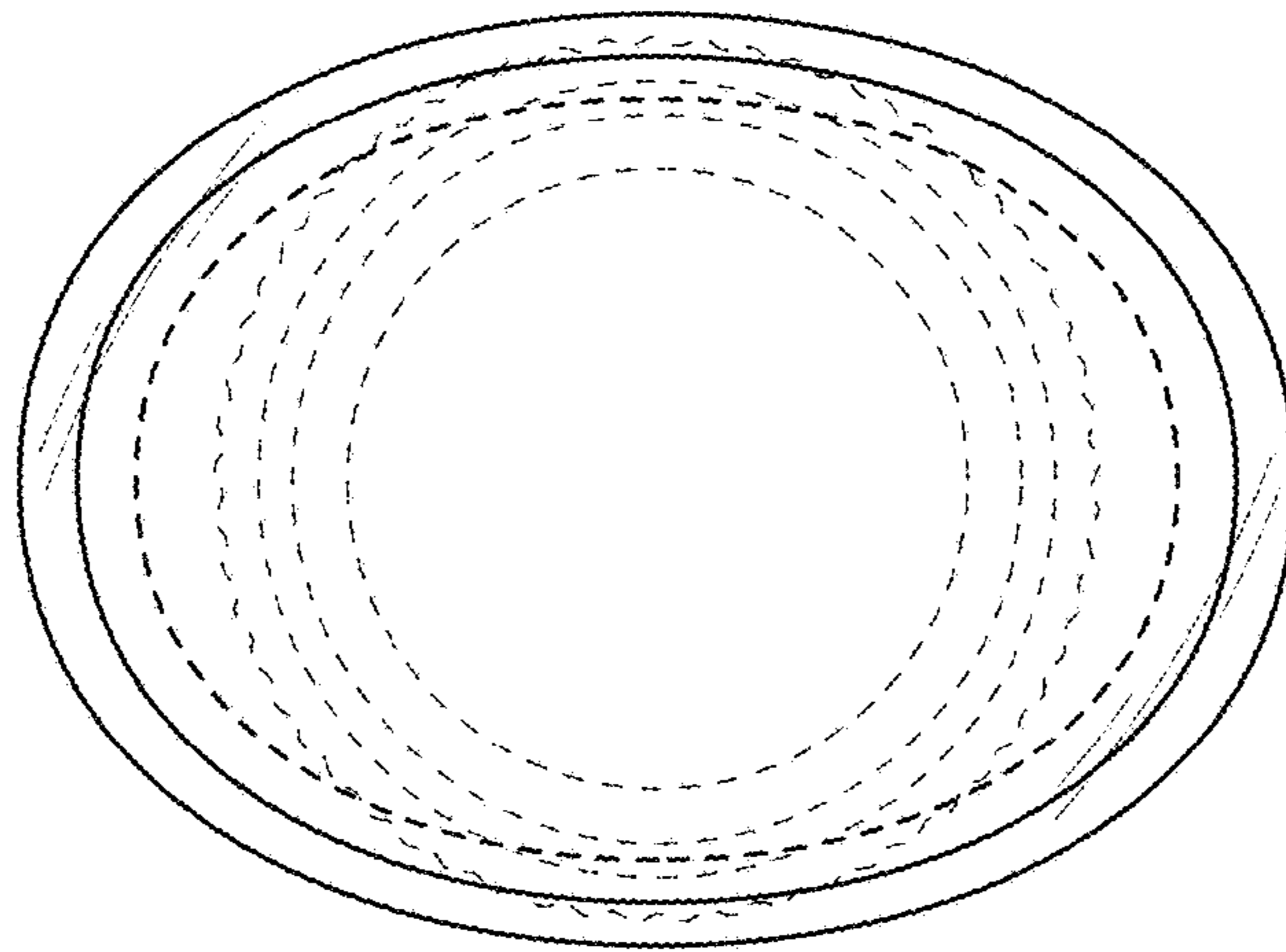


FIG. 7