



US00D817173S

(12) **United States Design Patent**
Suga et al.

(10) **Patent No.:** **US D817,173 S**
(45) **Date of Patent:** **** May 8, 2018**

(54) **PREFORM FOR BOTTLES**
(71) Applicant: **DAI NIPPON PRINTING CO., LTD.**,
Tokyo (JP)
(72) Inventors: **Yusuke Suga**, Tokyo (JP); **Takuma**
Miyawaki, Tokyo (JP)
(73) Assignee: **DAI NIPPON PRINTING CO., LTD.**,
Tokyo (JP)

5,759,654 A * 6/1998 Cahill B29C 45/0053
215/12.2
5,851,471 A * 12/1998 Schloss B29C 45/1684
264/250
6,352,426 B1 * 3/2002 Hutchinson B29C 45/045
425/548
6,395,865 B2 * 5/2002 Schmidt C08G 63/80
528/271

(Continued)

(**) Term: **15 Years**

JP 55100131 A * 7/1980
JP 10337770 A * 12/1998

(Continued)

(21) Appl. No.: **29/531,237**

(22) Filed: **Jun. 24, 2015**

FOREIGN PATENT DOCUMENTS

(30) **Foreign Application Priority Data**

Dec. 25, 2014 (JP) 2014-029050
Dec. 25, 2014 (JP) 2014-029081

(51) **LOC (11) Cl.** **09-03**

(52) **U.S. Cl.**
USPC **D9/500**; D9/521

(58) **Field of Classification Search**
USPC D9/434-436, 451, 542, 558, 521, 440,
D9/447, 499, 500, 502, 503, 504, 516,
D9/544, 553, 574; D15/136; D7/300.1,
D7/615; D27/183, 190; D19/93;
D24/224

CPC B29D 22/003; B65D 23/00; B65D 81/00;
B65D 83/00; B65D 1/00; B65D 1/02;
B65D 1/0223; B65D 2501/00; B65D
2501/0009

See application file for complete search history.

(56) **References Cited**

U.S. PATENT DOCUMENTS

3,369,720 A * 2/1968 Libit B65D 45/02
222/517
4,997,692 A * 3/1991 Yoshino B29C 49/0078
215/371

OTHER PUBLICATIONS

Oct. 28, 2016 Search Report issued in Japanese Patent Application
No. 2016-016147.

Primary Examiner — Sheryl Lane
Assistant Examiner — Calvin E Vansant
(74) *Attorney, Agent, or Firm* — Oliff PLC

(57) **CLAIM**

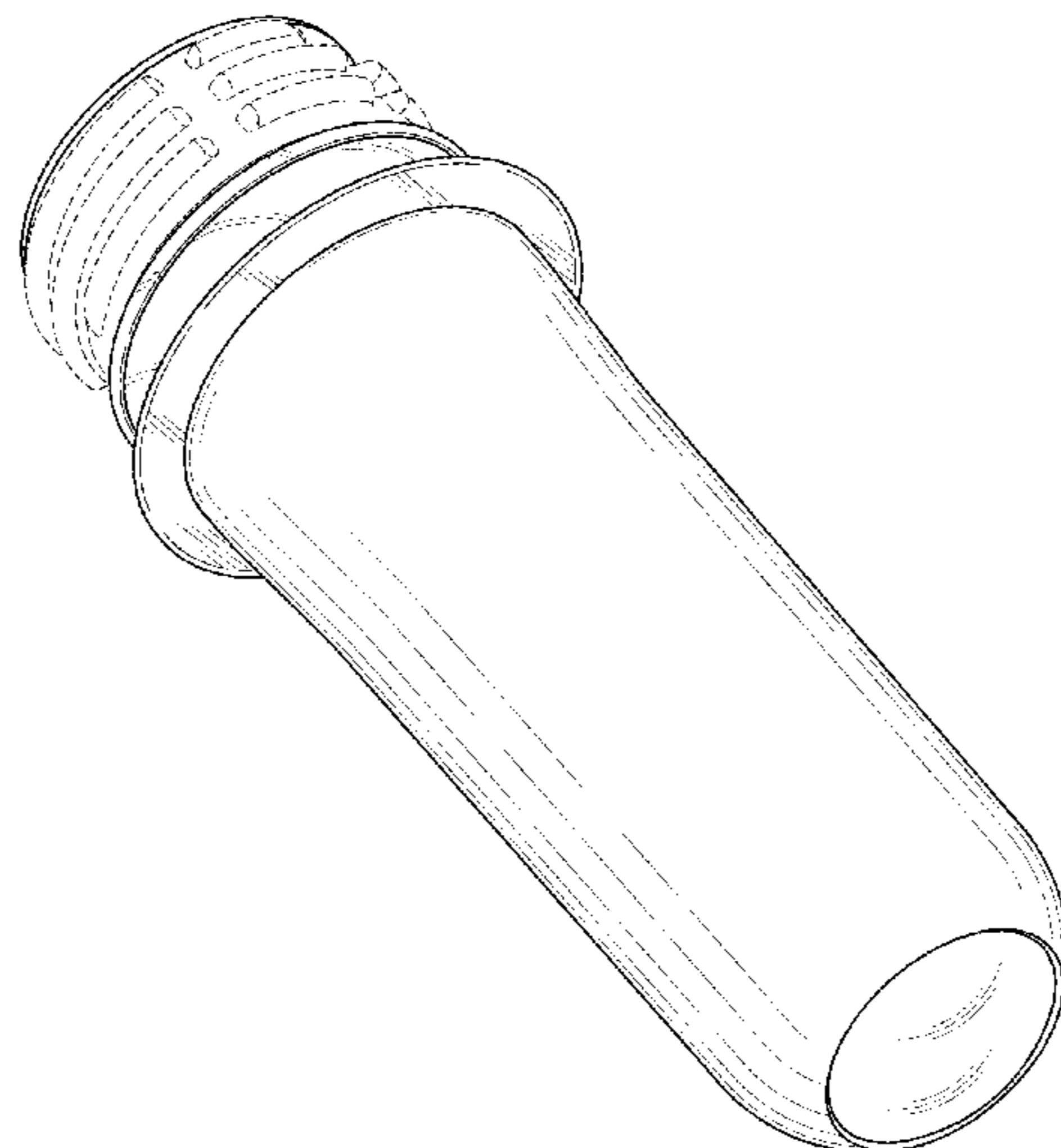
The ornamental design for a preform for bottles, as shown
and described.

DESCRIPTION

FIG. 1 is a front, bottom, left-side perspective view of the
preform for bottles;
FIG. 2 is a front elevational view thereof;
FIG. 3 is a rear elevational view thereof;
FIG. 4 is a left-side elevational view thereof;
FIG. 5 is a right-side elevational view thereof;
FIG. 6 is a top plan view thereof;
FIG. 7 is a bottom plan view thereof; and,
FIG. 8 is a cross-sectional view taken along line 8-8 in FIG.
2.

The broken lines depict environmental subject matter only
and form no part of the claimed design.

1 Claim, 5 Drawing Sheets



(56)

References Cited

U.S. PATENT DOCUMENTS

7,367,795 B2 * 5/2008 Hutchinson B29C 33/3828
425/527
7,588,808 B2 * 9/2009 Hutchinson B29C 44/04
428/313.3
7,717,697 B2 * 5/2010 Hutchinson B29C 33/04
425/143
D644,536 S * 9/2011 Witz D9/499
D664,165 S * 7/2012 Witz D15/136
D702,743 S * 4/2014 Witz D15/136
2002/0090473 A1 * 7/2002 Lee B29C 45/1684
428/35.7
2004/0151937 A1 * 8/2004 Hutchinson B29C 33/3828
428/542.8
2008/0258353 A1 * 10/2008 Hutchinson B29C 45/1618
264/483

FOREIGN PATENT DOCUMENTS

JP 2005178904 A * 7/2005 B65D 1/0223
JP 2006-334854 A 12/2006

* cited by examiner

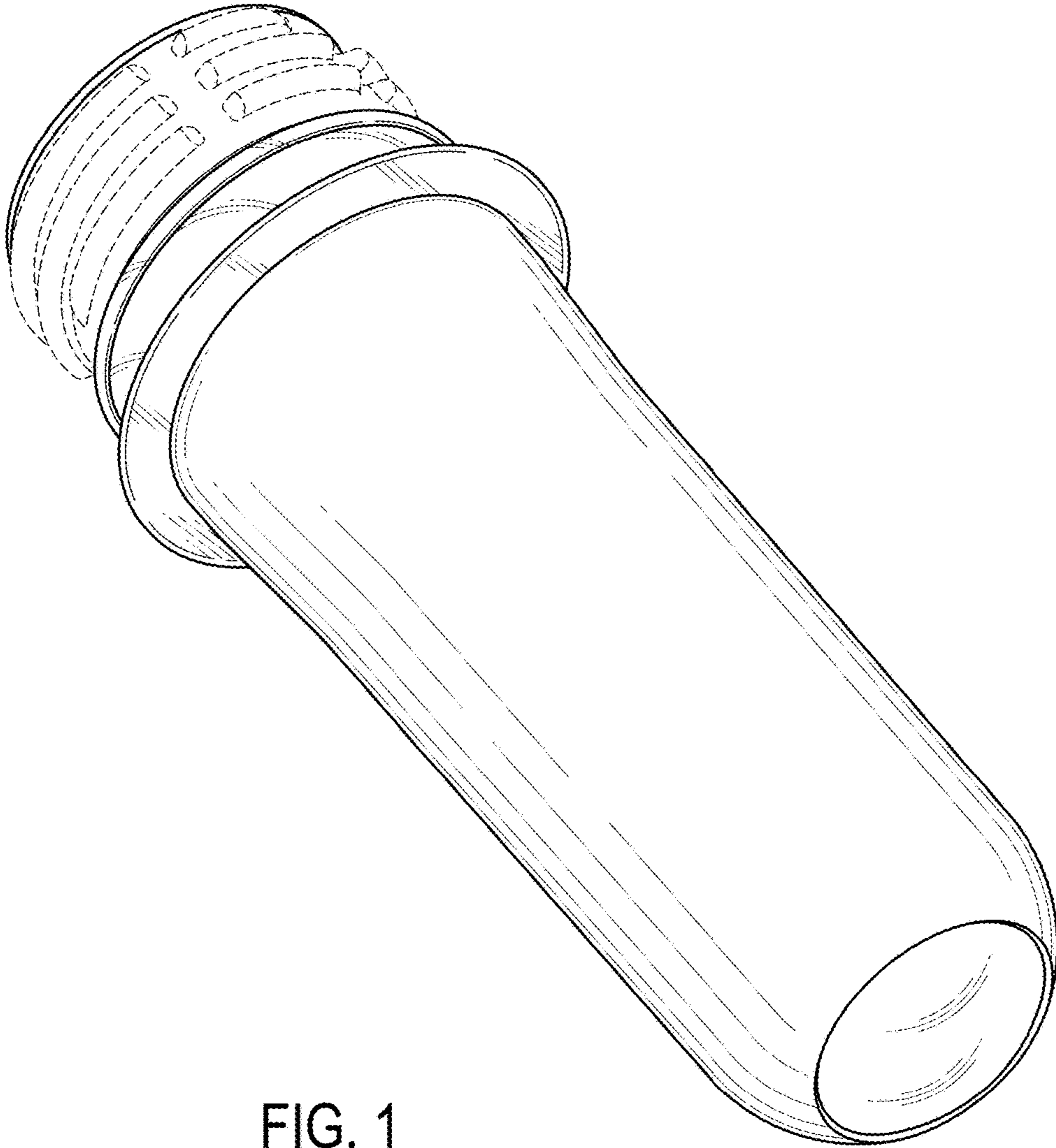


FIG. 1

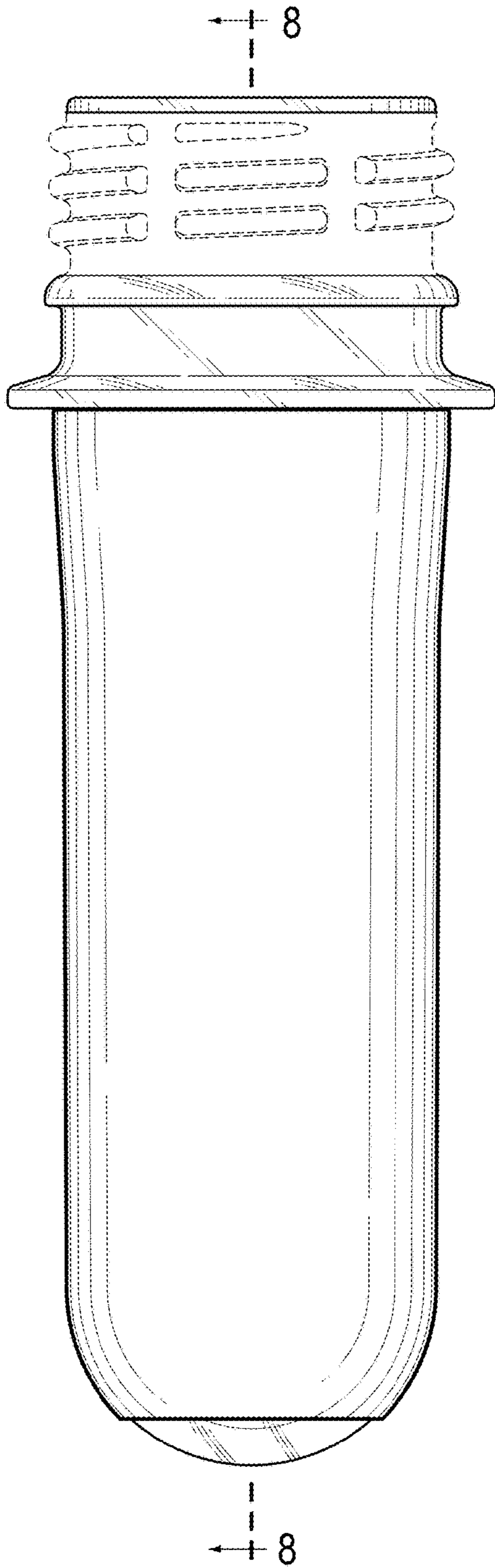


FIG. 2

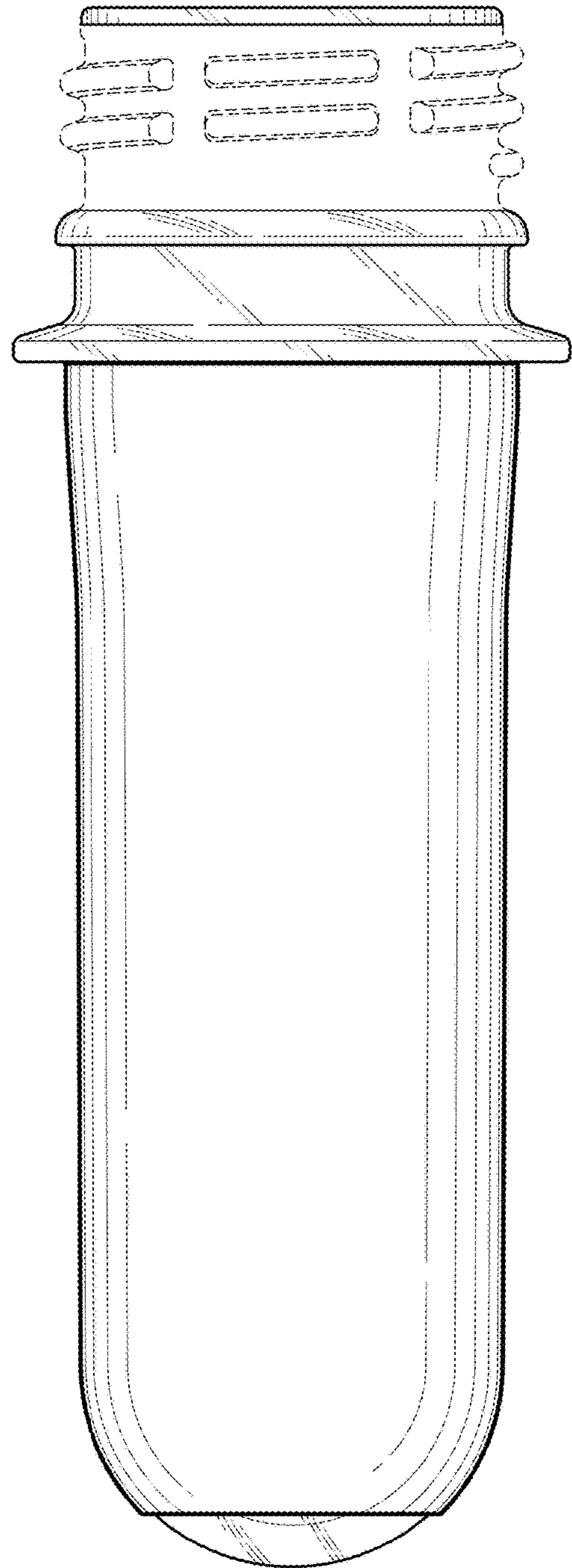


FIG. 3

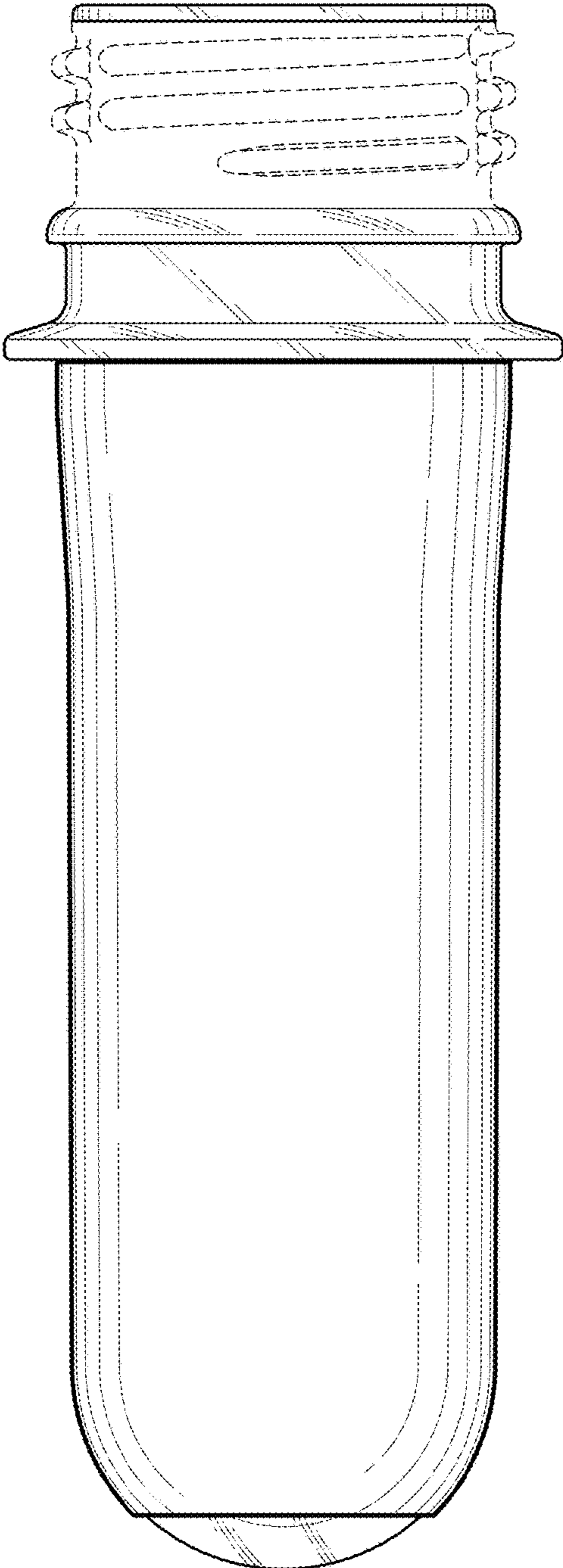


FIG. 4

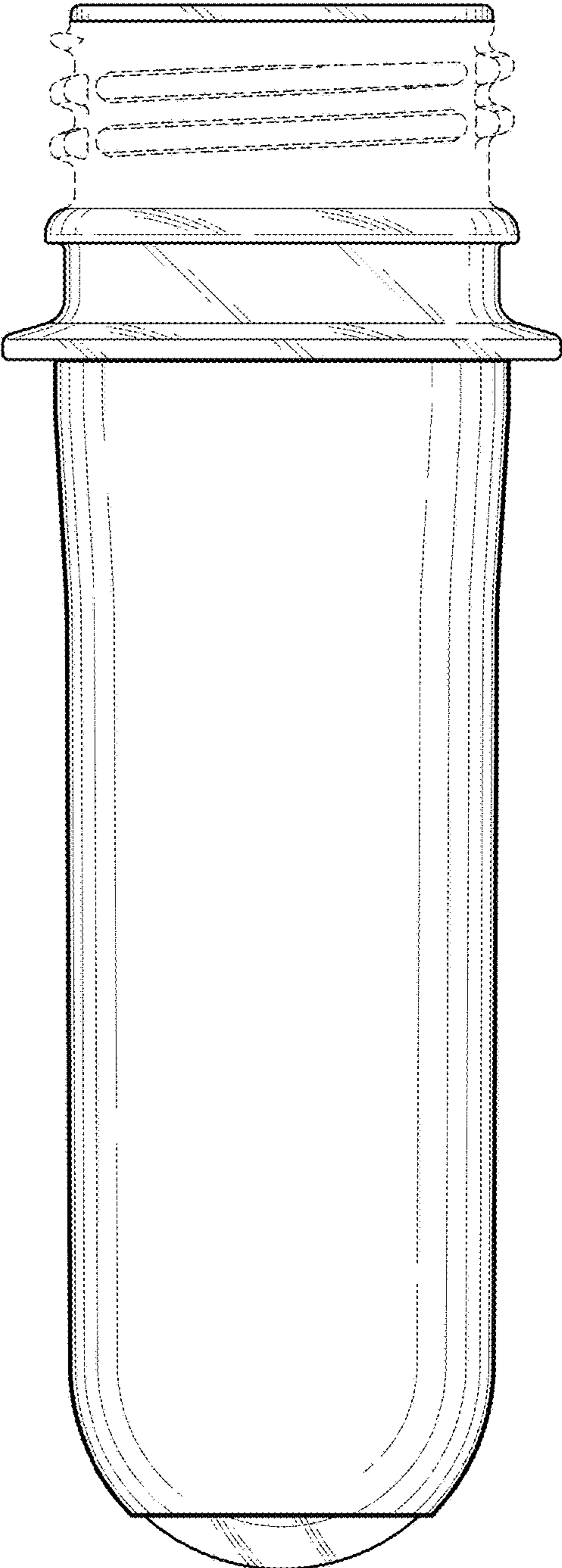


FIG. 5

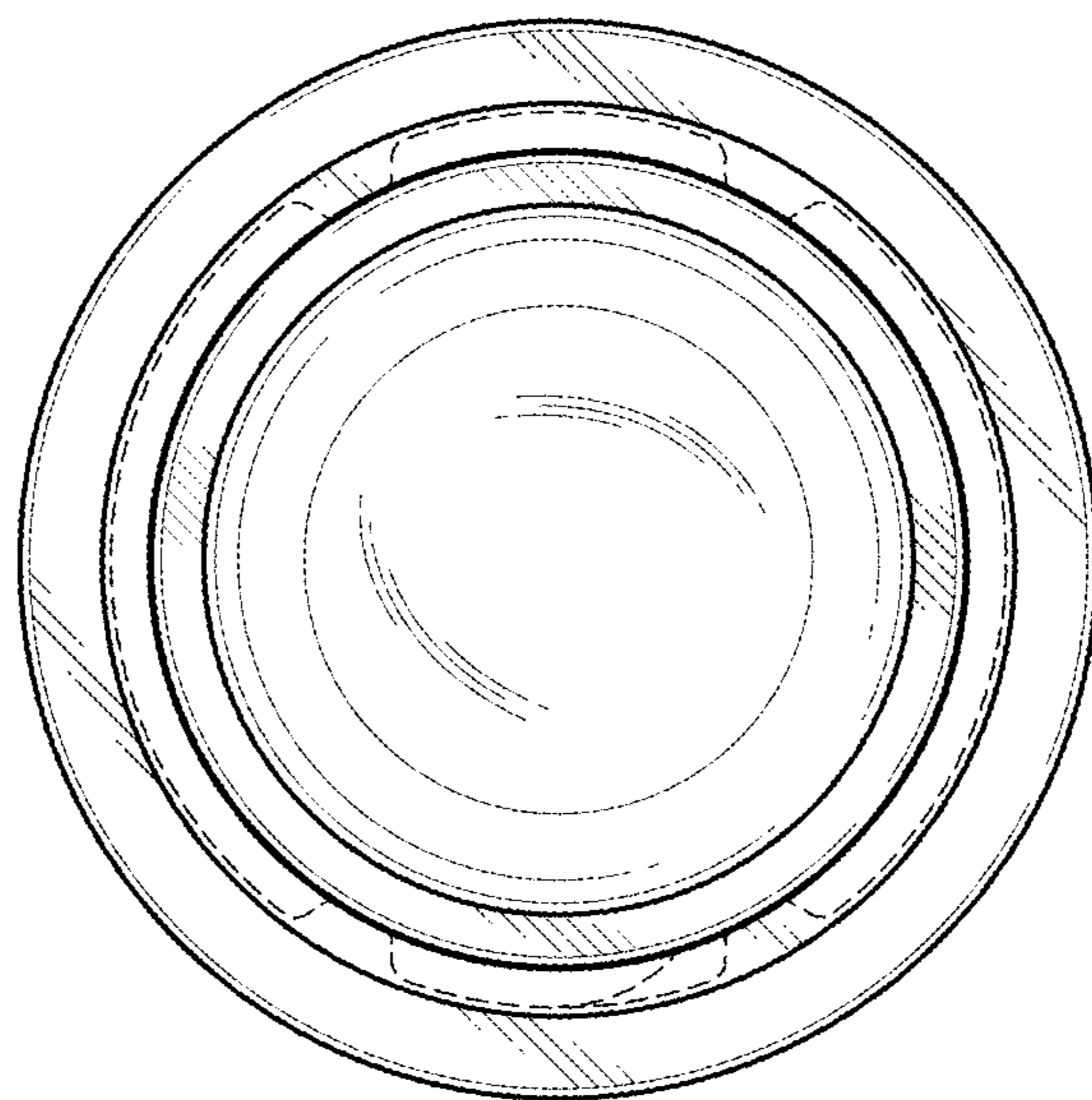


FIG. 6

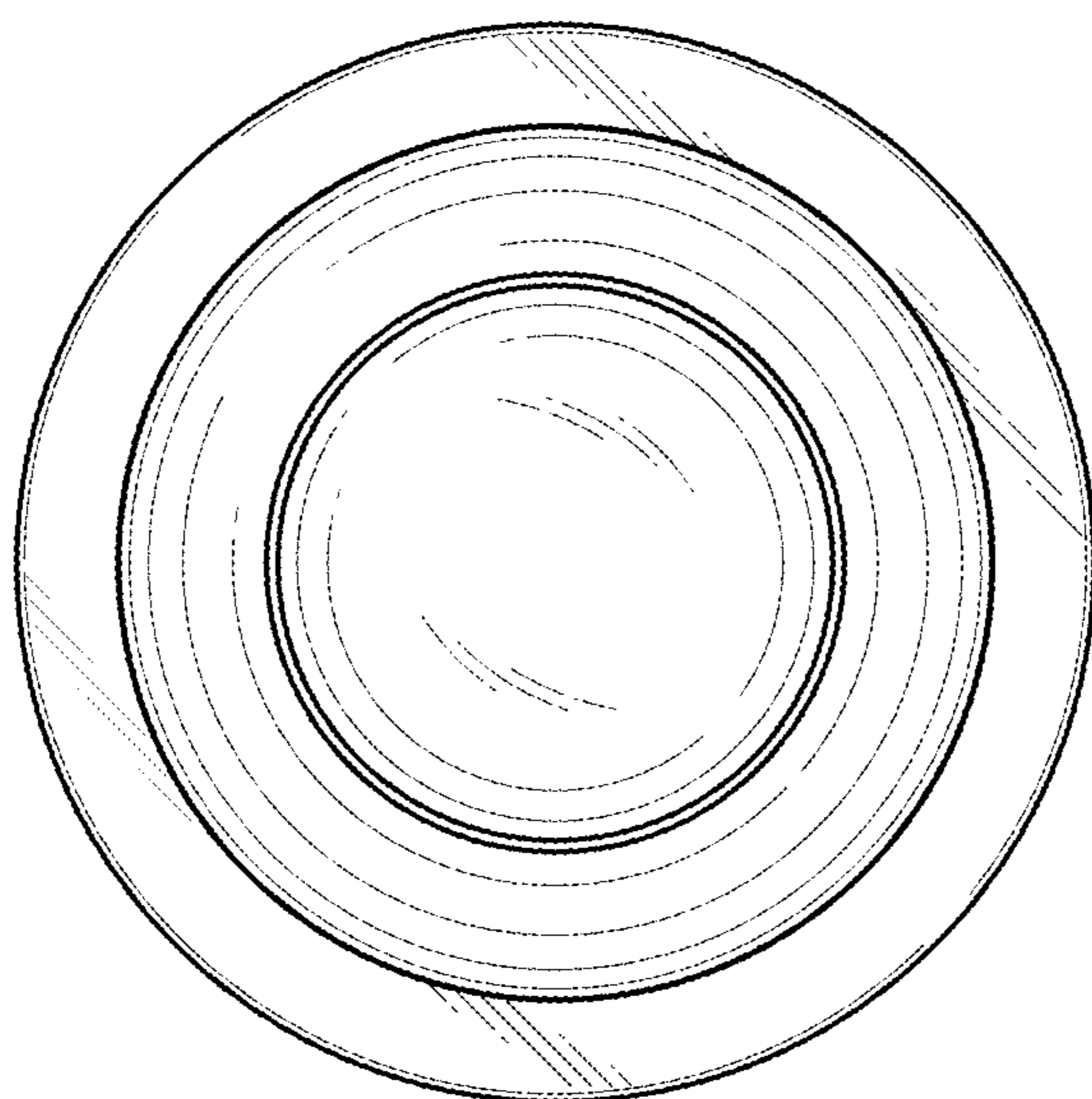


FIG. 7

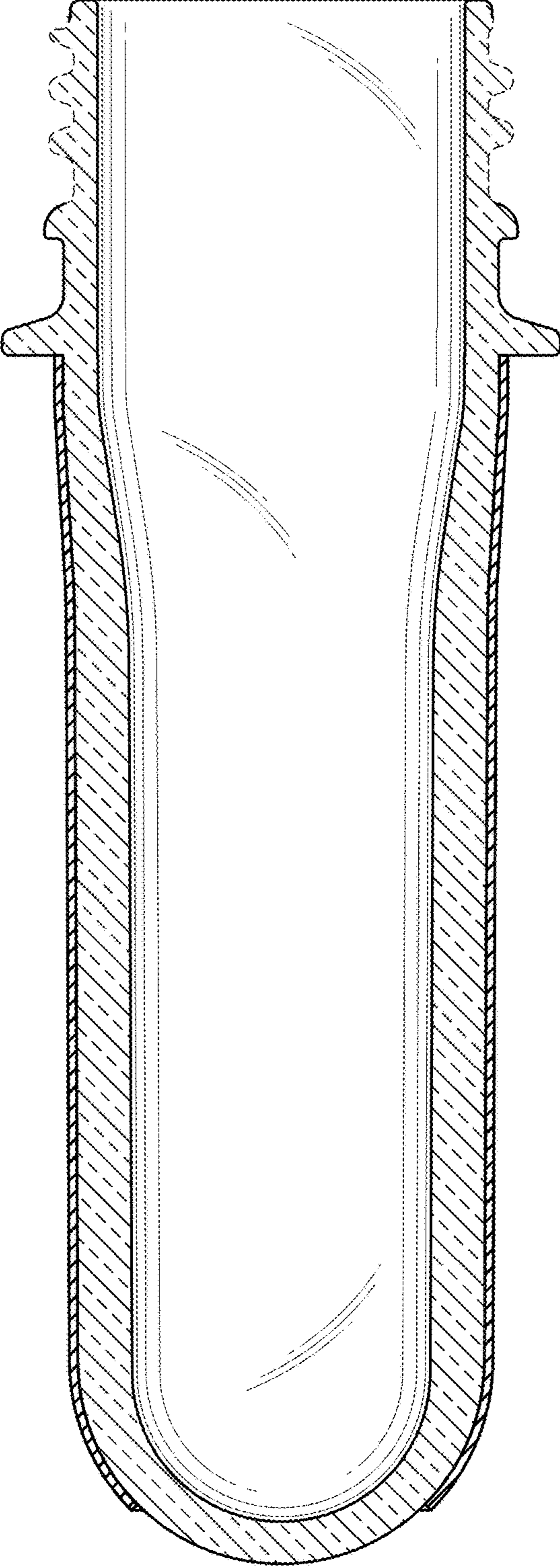


FIG. 8