



US00D817155S

(12) **United States Design Patent** (10) **Patent No.:** **US D817,155 S**
Li (45) **Date of Patent:** **** May 8, 2018**

(54) **CORD ORGANIZER**
(71) Applicant: **Jinzhou Li**, Guangzhou (CN)
(72) Inventor: **Jinzhou Li**, Guangzhou (CN)
(**) Term: **15 Years**
(21) Appl. No.: **29/620,633**
(22) Filed: **Mar. 27, 2017**
(51) **LOC (11) Cl.** **09-06**
(52) **U.S. Cl.**
USPC **D8/356**
(58) **Field of Classification Search**
USPC D8/356, 354, 349
CPC B65H 57/16; E02D 5/803; B63B 21/045;
B63B 59/02; B60D 1/18; B60P 1/103;
Y10T 24/3918; H02G 7/12
See application file for complete search history.

(56) **References Cited**

U.S. PATENT DOCUMENTS

550,391 A * 11/1895 Checkley B61D 27/0081
292/345
D53,624 S * 7/1919 Choi D9/414
4,227,668 A * 10/1980 Ernst A22C 15/002
24/16 PB
D319,382 S * 8/1991 Hunter D13/154
D325,802 S * 4/1992 Peterson D34/35
D367,949 S * 3/1996 Vallance D2/628
D390,448 S * 2/1998 Bries D8/356
D416,784 S * 11/1999 Singer D13/154
D449,136 S * 10/2001 Vallance D29/100
D479,978 S * 9/2003 Watabe D8/356
D495,999 S * 9/2004 Lewis D13/154
D625,581 S * 10/2010 Crostic, Jr. D8/356
D641,708 S * 7/2011 Yamauchi D13/154

D702,535 S * 4/2014 Rothbaum D8/356
8,763,213 B2 * 7/2014 Burdett B60P 7/0823
24/300
D710,679 S * 8/2014 Miller D8/356
D747,957 S * 1/2016 Macadaan D8/356
D754,246 S * 4/2016 Tang D17/13
D761,089 S * 7/2016 Chen D8/356
D761,924 S * 7/2016 Sato D21/662
D762,459 S * 8/2016 Frydlewski D8/356
D781,002 S * 3/2017 Mathews, Jr. D29/100
D782,286 S * 3/2017 Rothbaum D8/356
D791,582 S * 7/2017 Nelson D8/356
2007/0261213 A1 * 11/2007 Nolan A45F 3/14
24/300
2015/0352710 A1 * 12/2015 Raphel B25H 3/02
206/372

* cited by examiner

Primary Examiner — Cynthia Underwood

(74) *Attorney, Agent, or Firm* — Richard A. Castellano;
DNL Zito Castellano

(57) **CLAIM**

The ornamental design for a cord organizer, as shown and described.

DESCRIPTION

FIG. 1 is a front view of a cord organizer showing my new design in accordance with an embodiment;
FIG. 2 is a back view of the cord organizer of FIG. 1;
FIG. 3 is a left side view of the cord organizer;
FIG. 4 is a right side view of the cord organizer;
FIG. 5 is a top view of the cord organizer;
FIG. 6 is a bottom view of the cord organizer; and,
FIG. 7 is a left side, front perspective view of the cord organizer.

1 Claim, 7 Drawing Sheets





FIG. 1




FIG. 2




FIG. 3




FIG. 4




FIG. 5




FIG. 6



FIG. 7