



US00D817149S

(12) **United States Design Patent** (10) **Patent No.:** **US D817,149 S**  
**Ralph et al.** (45) **Date of Patent:** **\*\* May 8, 2018**

(54) **SLIDE CLIP WITH INTERNAL AND EXTERNAL FLANGES**

(71) Applicant: **CLARKWESTERN DIETRICH BUILDING SYSTEMS LLC**, West Chester, OH (US)

(72) Inventors: **Gregory Scott Ralph**, Springboro, OH (US); **Gregg Allan Stahl**, Lebanon, OH (US); **Nagaraj Eshwar**, Mason, OH (US); **Thomas Jay Lawson**, West Chester, OH (US)

(73) Assignee: **Clarkwestern Dietrich Building Systems LLC**, West Chester, OH (US)

(\*\*) Term: **15 Years**

(21) Appl. No.: **29/576,961**

(22) Filed: **Sep. 8, 2016**

(51) **LOC (11) Cl.** ..... **08-08**

(52) **U.S. Cl.**  
USPC ..... **D8/349**

(58) **Field of Classification Search**  
USPC ..... D8/349, 354, 355, 371, 373, 380, 381, D8/382; D25/199  
CPC .. E04B 2/96; E04B 1/2403; E04B 2001/2415; E04B 2001/2439; E04B 2001/405; E04B 2001/2448  
See application file for complete search history.

(56) **References Cited**

**U.S. PATENT DOCUMENTS**

2,235,761 A 3/1941 Goldsmith  
2,365,478 A 12/1944 La Grotta

(Continued)

**FOREIGN PATENT DOCUMENTS**

CA 2165643 A1 6/1996  
CA 2243897 A1 2/1999

(Continued)

**OTHER PUBLICATIONS**

DESC—Exterior Head-of-Wall Drift Clip, SCAFCO Steel Stud Company, Jun. 26, 2016, downloaded from <http://www.scafco.com/steel/products/deflection-clips/desc-exterior-head-of-wall-multi-drift-clip>, 2 pgs.

(Continued)

*Primary Examiner* — Mark Goodwin

(74) *Attorney, Agent, or Firm* — Frost Brown Todd LLC

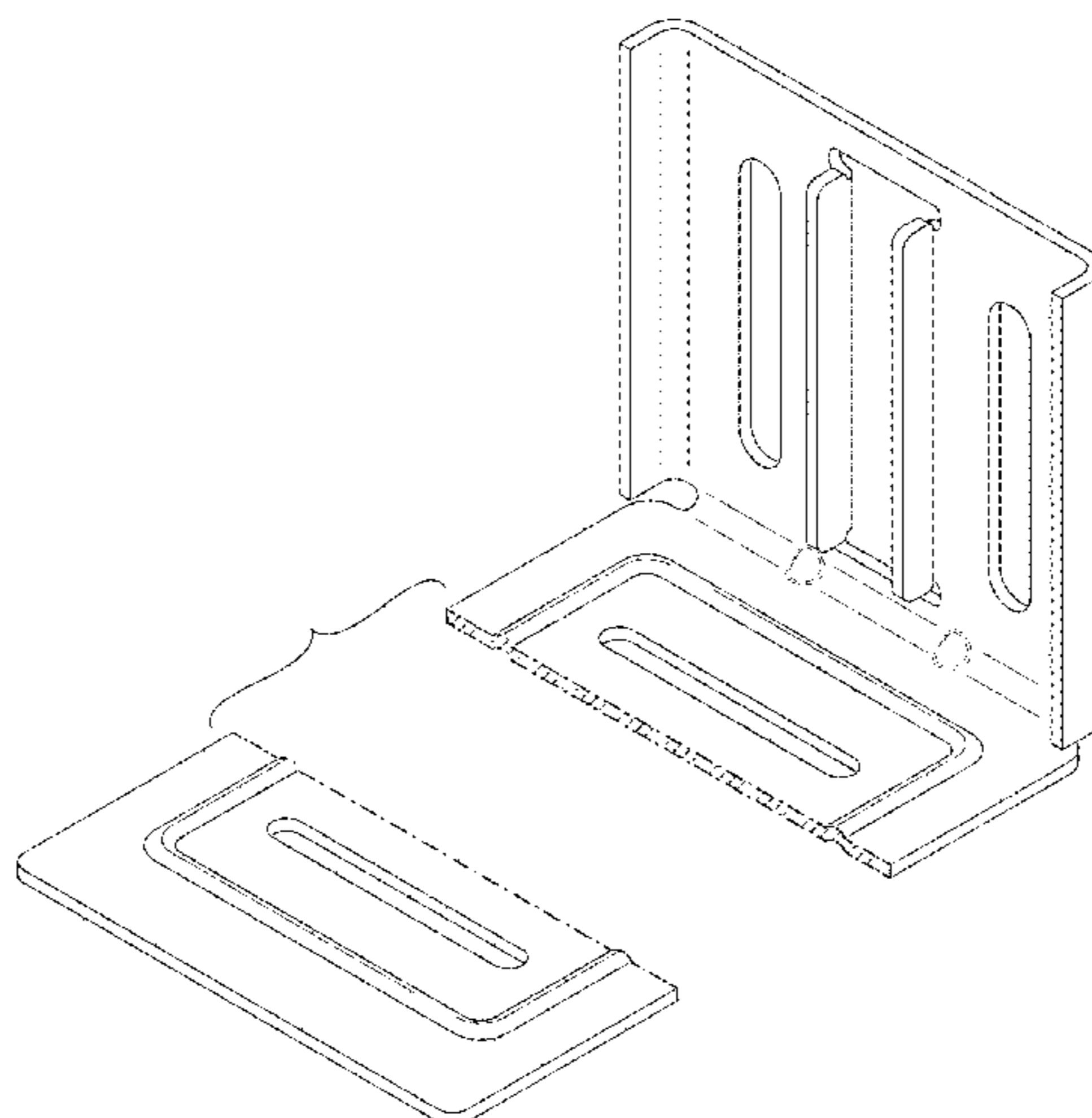
(57) **CLAIM**

The ornamental design for a slide clip with internal and external flanges, as shown and described.

**DESCRIPTION**

FIG. 1 is a top perspective view of a slide clip with internal and external flanges, showing our new design; FIG. 2 is a bottom perspective thereof; FIG. 3 is a front elevational view thereof; FIG. 4 is a back elevational view thereof; FIG. 5 is a left elevational view thereof; FIG. 6 is a right elevational view thereof; FIG. 7 is a top plan view thereof; FIG. 8 is a bottom plan view thereof; and, FIG. 9 is a perspective assembly view of the slide clip with internal and external flanges of FIG. 1 installed in an exemplary building structure. The slide clip with internal and external flanges is shown with a symbolic break in its length of one of the plates. The symbolic break lines are depicted using brackets and dot-dash lines. The appearance of any portion of the slide clip with internal and external flanges between the break lines forms no part of the claimed design. The stiffeners shown in dashed lines in FIGS. 1-9 and the fasteners and building structure shown in dashed lines in FIG. 9 are unclaimed subject matter, and form no part of the claimed design.

**1 Claim, 7 Drawing Sheets**



(56)

References Cited

U.S. PATENT DOCUMENTS

3,350,830 A 11/1967 Smith et al.  
 3,940,900 A 3/1976 Russo  
 4,022,415 A 5/1977 Roderick  
 4,131,221 A 12/1978 Yeager  
 4,263,764 A 4/1981 Wendt  
 4,363,459 A 12/1982 Holzer  
 D272,719 S 2/1984 Skjaeveland  
 4,709,517 A 12/1987 Mitchell  
 4,835,935 A 6/1989 Murphy  
 4,949,929 A 8/1990 Kesselman et al.  
 5,169,062 A \* 12/1992 Baker ..... A47G 29/1203  
 232/1 C  
 D339,735 S 9/1993 Brennan  
 5,392,579 A 2/1995 Champagne  
 5,392,581 A 2/1995 Hatzinikolas et al.  
 5,408,724 A 4/1995 Mullet  
 D360,571 S 7/1995 Perry  
 5,467,566 A 11/1995 Swartz et al.  
 D371,506 S \* 7/1996 Nofziger ..... D8/354  
 D375,038 S 10/1996 Trevorrow  
 5,572,844 A 11/1996 Stackenwalt et al.  
 5,664,392 A 9/1997 Mucha  
 5,664,754 A 9/1997 Gaenslen  
 5,671,580 A 9/1997 Chou  
 5,718,533 A 2/1998 Mullet  
 5,720,571 A 2/1998 Frobosilo et al.  
 5,779,206 A 7/1998 Harris  
 D400,081 S 10/1998 Ibaragi  
 5,846,018 A 12/1998 Frobosilo et al.  
 5,876,006 A 3/1999 Sharp et al.  
 5,904,023 A 5/1999 diGirolamo et al.  
 5,906,080 A 5/1999 diGirolamo et al.  
 D414,398 S 9/1999 Benz et al.  
 D420,565 S 2/2000 Griffiths  
 D432,901 S 10/2000 McDonald  
 6,213,679 B1 4/2001 Frobosilo et al.  
 D442,471 S \* 5/2001 Willett ..... D8/354  
 D451,786 S 12/2001 Wyatt  
 6,508,447 B1 1/2003 Catani et al.  
 6,612,087 B2 9/2003 diGirolamo et al.  
 6,688,069 B2 2/2004 Zadeh  
 6,792,733 B2 9/2004 Wheeler et al.  
 7,104,024 B1 9/2006 diGirolamo et al.  
 D530,191 S 10/2006 Taylor  
 7,174,690 B2 2/2007 Zadeh  
 7,299,593 B1 11/2007 diGirolamo et al.  
 D569,232 S 5/2008 Yoshida  
 7,478,508 B2 1/2009 Peterson  
 7,533,508 B1 5/2009 diGirolamo et al.  
 D621,692 S \* 8/2010 Clarke ..... D8/354  
 D628,539 S \* 12/2010 Tezak ..... D13/152  
 D630,346 S 1/2011 Horta  
 D644,503 S 9/2011 Crane  
 D652,951 S \* 1/2012 Crane ..... D25/61  
 8,181,419 B1 5/2012 diGirolamo  
 D663,020 S \* 7/2012 Purnell ..... D23/386  
 D663,190 S \* 7/2012 Mota ..... D16/242  
 D667,288 S 9/2012 Preda  
 D667,289 S \* 9/2012 Preda ..... D8/354  
 8,387,321 B2 3/2013 diGirolamo et al.  
 8,511,032 B2 8/2013 Abdel-Rahman et al.  
 8,555,592 B2 10/2013 Daudet et al.  
 D692,746 S \* 11/2013 Lawson ..... E04B 2/763  
 D8/394  
 8,615,942 B2 12/2013 LaFreniere  
 8,683,770 B2 4/2014 diGirolamo et al.  
 9,010,070 B2 \* 4/2015 Darr, III ..... E04B 2/7457  
 52/481.1  
 D729,611 S \* 5/2015 Schmidt ..... D8/349  
 D730,545 S \* 5/2015 Stauffer ..... D25/133  
 D731,876 S \* 6/2015 Di Stefano ..... D8/363  
 D732,708 S \* 6/2015 Stauffer ..... D25/133  
 D740,108 S \* 10/2015 Di Stefano ..... D6/580  
 9,234,344 B2 1/2016 Hatzinikolas  
 9,255,403 B1 2/2016 Lehane et al.

D751,222 S \* 3/2016 Darr, III ..... D25/125  
 D751,733 S \* 3/2016 Darr, III ..... D25/123  
 D753,638 S \* 4/2016 Tatem ..... D14/239  
 D766,701 S \* 9/2016 Snell ..... D8/349  
 D769,698 S \* 10/2016 Oltrogge ..... D8/349  
 D774,874 S \* 12/2016 Wentzel ..... D8/349  
 9,663,948 B2 5/2017 Lehane et al.  
 2005/0279901 A1 12/2005 McCoy et al.  
 2006/0096192 A1 5/2006 Daudet  
 2008/0163581 A1 \* 7/2008 Greth ..... E04B 1/41  
 52/702  
 2009/0193750 A1 8/2009 Klima  
 2011/0219720 A1 \* 9/2011 Strickland ..... E04B 1/24  
 52/655.1  
 2015/0308098 A1 10/2015 Tessadori  
 2017/0204599 A1 7/2017 Daudet et al.

FOREIGN PATENT DOCUMENTS

CA 2217076 A1 4/1999  
 CA 2260554 A1 7/1999  
 CA 2463747 C 1/2011  
 CA 2830677 A1 10/2012  
 CA 2940128 A1 10/2012  
 CN 303539282 1/2016  
 JP D 1330583 5/2008  
 WO WO 2010/009727 A1 1/2010  
 WO WO 2016/028500 A1 2/2016

OTHER PUBLICATIONS

DPLC2—Bypass Slab Drift Clip, SCAFCO Steel Stud Company, Jun. 16, 2016, downloaded from <http://www.scafco.com/steel/products/deflection-clips/dplc2-bypass-slab-drift-strut>, 2 pgs.  
 DriftTrak® DTSL, Tech Sheet, The Steel Network, Inc. (TSN), 2012, downloaded Jul. 6, 2017 from <https://web.archive.org/web/20121008023139/http://www.steelnetwork.com/product/drift-trakdtsl>, 2 pg.  
 DriftTrak® DTSLB, Tech Sheet, The Steel Network, Inc. (TSN), 2012, downloaded Jul. 6, 2017 from <https://web.archive.org/web/20121008022926/http://www.steelnetwork.com/product/drift-trakdtslb>, 3 pgs.  
 DWSC Slide Clips, FrameRite Connectors, Marino Ware, Jun. 16, 2016, downloaded from <http://www.marnioware.com/Products/frameriteConn.asp?prod=5>, 1 pg.  
 PLC4—Bypass Slab Slide Clip, SCAFCO Steel Stud Company, Jun. 7, 2017, downloaded from <http://www.scafco.com/steel/products/deflection-clips/plc4-bypass-slide-clip>, 2 pgs.  
 SCW Head-of-Wall Slide-Clip Connectors, Submittal/Substitution Technical Information, Simpson Strong-Tie Company, Inc., Aug. 2016, 1 pg.  
 VertiClip® SLD, Interior Head of Wall, The Steel Network, Inc., Tech Sheet, Catalog pgs. Nov. 12, 2016, downloaded from <https://www.steelnetwork.com/Product/VertiClipSLD>, 2 pgs.  
 Curtainwall Deflection Solutions, Super Stud Building Products, Inc., Brochure, 2001, 24 pgs.  
 DESC—Exterior Head-of-Wall Drift Clip, SCAFCO Steel Stud Company, Jun. 26, 2016, downloaded from <http://www.scafco.com/steel/products/deflection-clips/desc-exterior-head-of-wall-multi-drift-clip>, 2 pgs.  
 DISC—Interior Head-of-Wall Drift Clip, SCAFCO Steel Stud Company, Jun. 26, 2016, downloaded from <http://scafco.com/steel/products/deflection-clips/disc-interior-head-of-wall-multi-drift-clip>, 2 pgs.  
 DPLC2—Bypass Slab Drift Clip, SCAFCO Steel Stud Company, Jun. 16, 2016, downloaded from <http://www.safco.com/steel/products/deflection-clips/dplc2-bypass-slab-drift-strut>, 2 pgs.  
 Drift-Clip Bypass Framing Connector, Tech Sheet, Simpson Strong-Tie Company, Inc., May 2016, 2 pgs.  
 DriftTrak® DTSL, Tech Sheet, The Steel Network, Inc. (TSN), 2012, downloaded Jul. 6, 2017 from <https://web.archive.org/web/20121008023139/http://www.steelnetwork.com/product/drift-trakdtsl>, 2pg.

(56)

**References Cited**

OTHER PUBLICATIONS

DriftTrak® DTSLB, Tech Sheet, The Steel Network, Inc. (TSN), 2012, downloaded Jul. 6, 2017 from <https://web.archive.org/web/20121108022926/http://www.steelnetwork.com/product/drift-trakdtslb>, 3 pgs.

DWSC Slide Clips, FramRite Connectors, Marino Ware, Jun. 16, 2016, downloaded from <http://www.marnioware.com/Products/franeriteConn.asp?prod=5>, 1 pg.

PLC4—Bypass Slab Slide Clip, SCAFCO Steel Stud Company, Jun. 7, 2017, downloaded from <http://www.safco.com/steel/products/deflection-clips/plc4-bypass-slide-clip>, 2 pgs.

SCHA Slide-Clip Connectors for Horizontal Anchorage, Tech Sheet, Simpson Strong-Tie Company, Inc., Jan. 2016, 4 pgs.

SCW Head-of-Wall Slide-Clip Connectors, Submittal/Substitution Technical Information, Simpson Strong-Tie Company, Inc., Aug. 2016, 1 pg.

VertiClip® SLD, Interior Head of Wall, The Steel Network, Inc., Tech Sheet, Catalog pp. 11-12, 2016, downloaded from <https://www.steelnetwork.com/Product/VertiClipSLD>, 2 pgs.

Design U.S. Appl. No. 29/576,925, filed Sep. 8, 2016, Ralph et al.  
Design U.S. Appl. No. 29/576,930, filed Sep. 8, 2016, Ralph et al.  
Design U.S. Appl. No. 29/576,941, filed Sep. 8, 2016, Ralph et al.  
Design U.S. Appl. No. 29/576,955, filed Sep. 8, 2016, Ralph et al.  
Design U.S. Appl. No. 29/576,969, filed Sep. 8, 2016, Ralph et al.  
U.S. Office Action, Ex Parte Quayle, dated Nov. 2, 2017 for U.S. Appl. No. 29,576,925, 7 pgs.

U.S. Office Action, Ex Parte Quayle, dated Nov. 1, 2017 for U.S. Appl. No. 29,576,930, 7 pgs.

U.S. Office Action, Ex Parte Quayle, dated Nov. 1, 2017 for U.S. Appl. No. 29,576,941, 7 pgs.

U.S. Office Action, Ex Parte Quayle, dated Nov. 2, 2017 for U.S. Appl. No. 29,576,955, 7 pgs.

ClarkDietrick Drift FastClip Slide Clip, downloaded from <http://www.youtube.com/watch?v=c0v0plodJQ8>, Posted Feb. 3, 2017, 1 pg.

DriftTrak®DTSL, The Steel Network, downloaded from <http://www.steelnetwork.com/Product/DriftTrakDTSL>, Available Apr. 1, 2016, 2 pgs.

\* cited by examiner

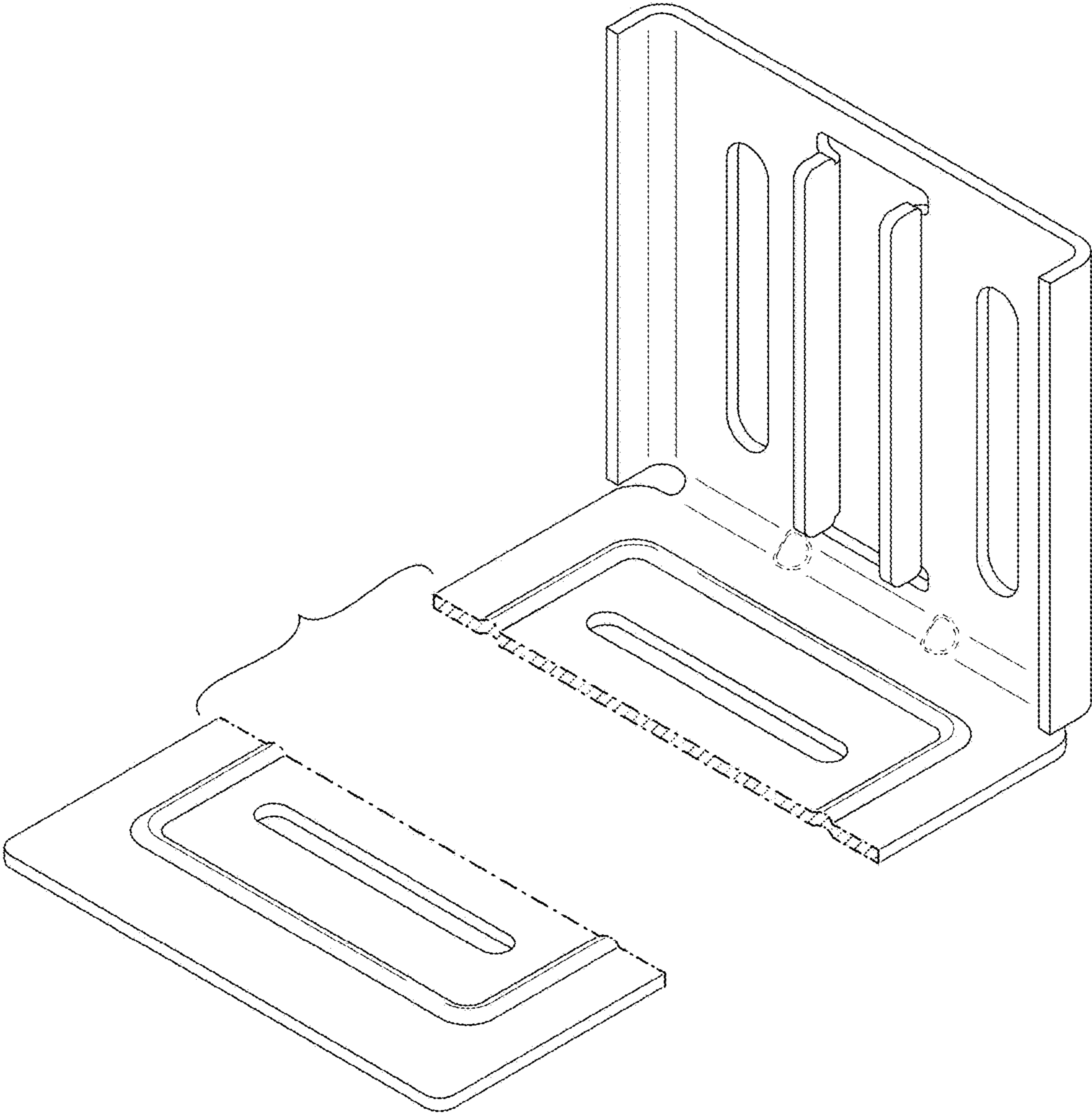


FIG. 1

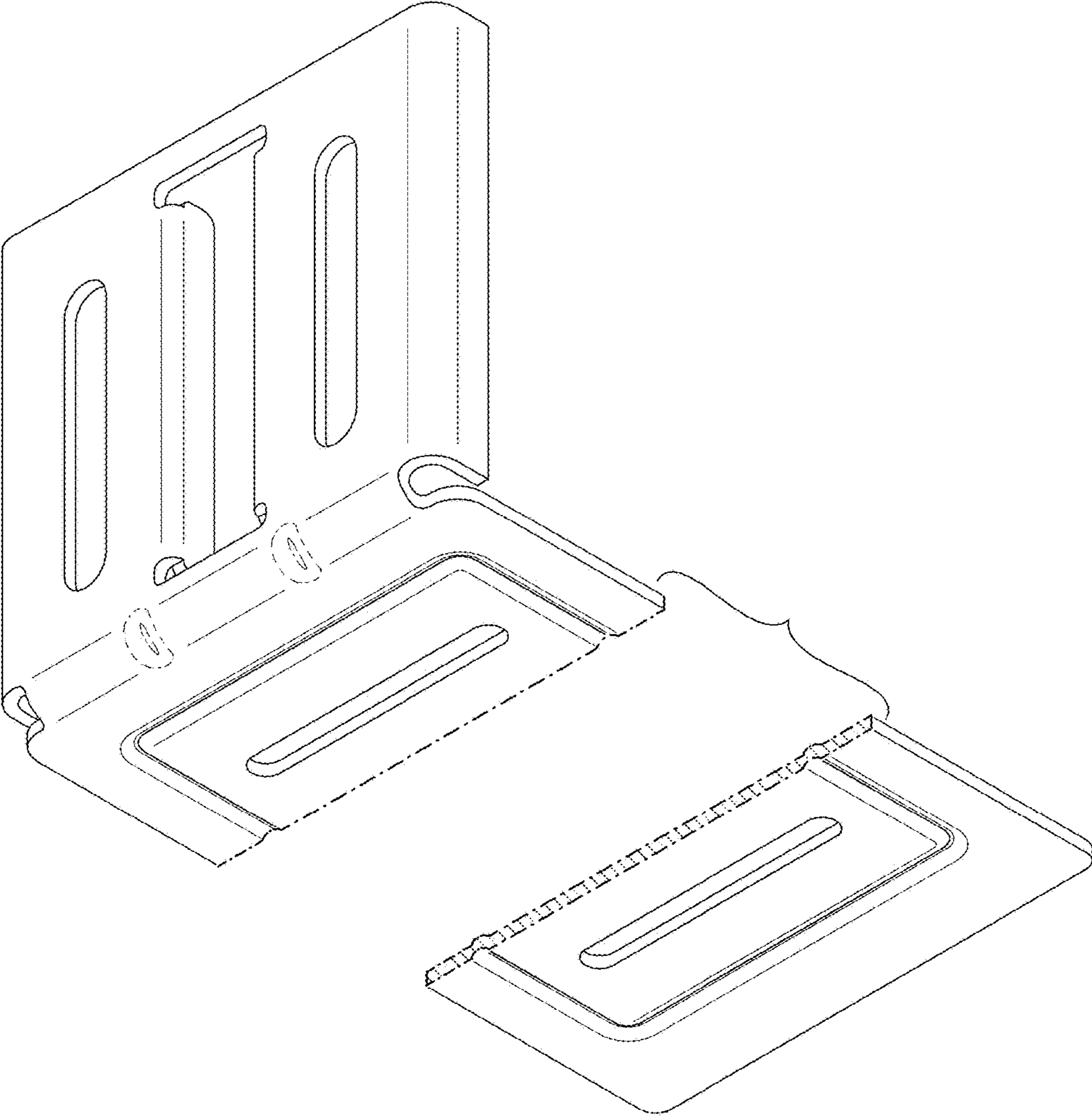


FIG. 2

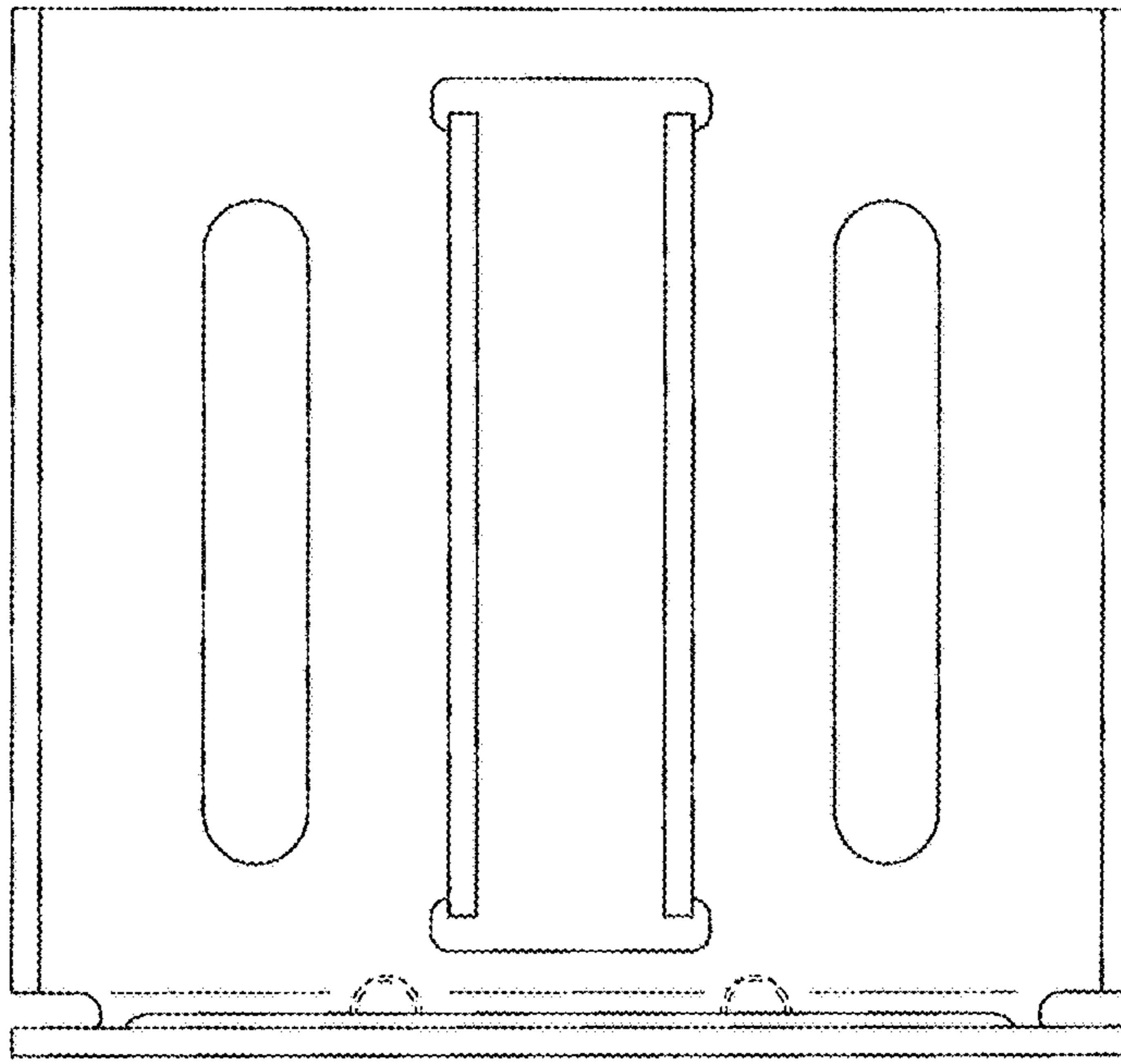


FIG. 3

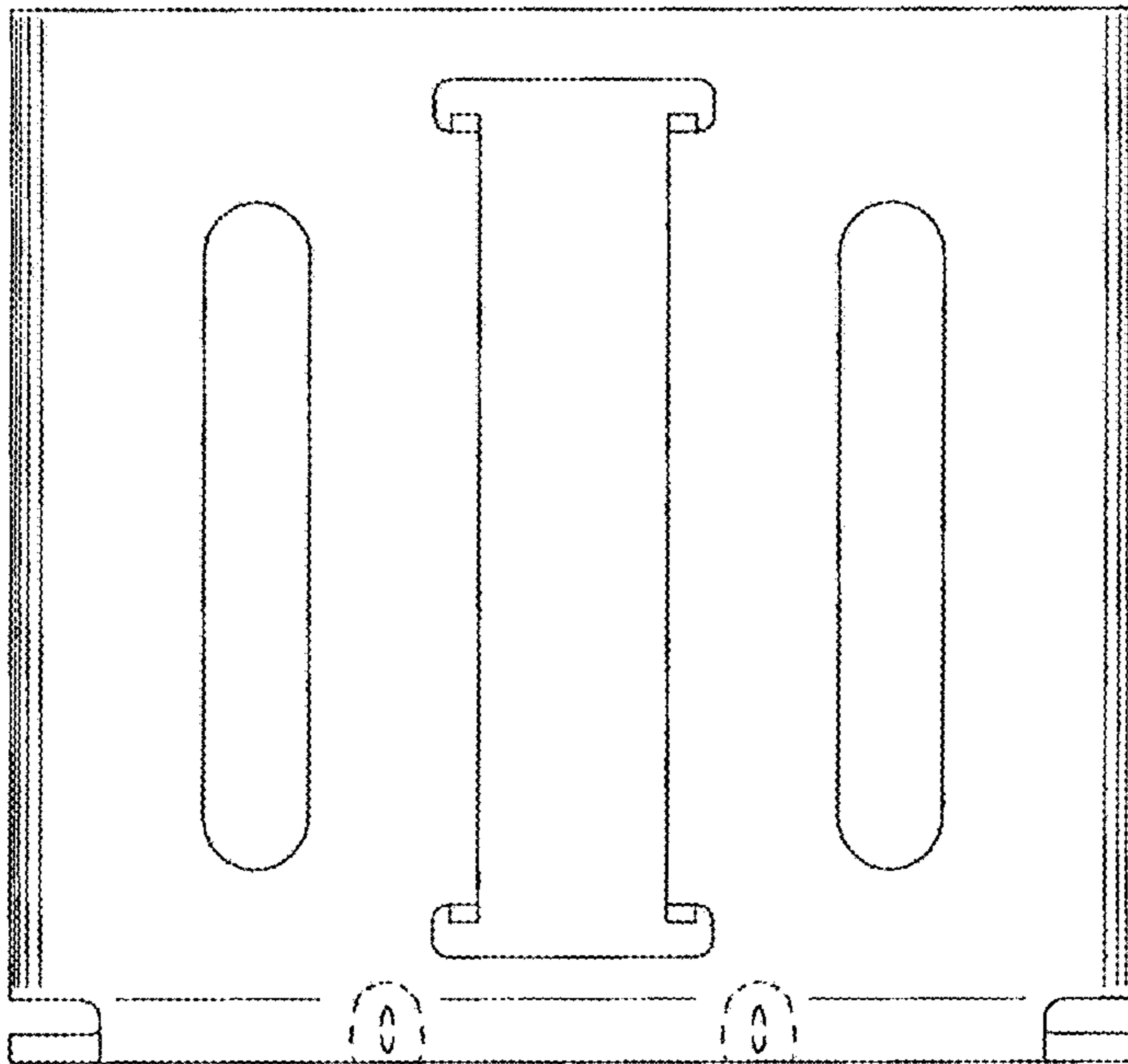


FIG. 4

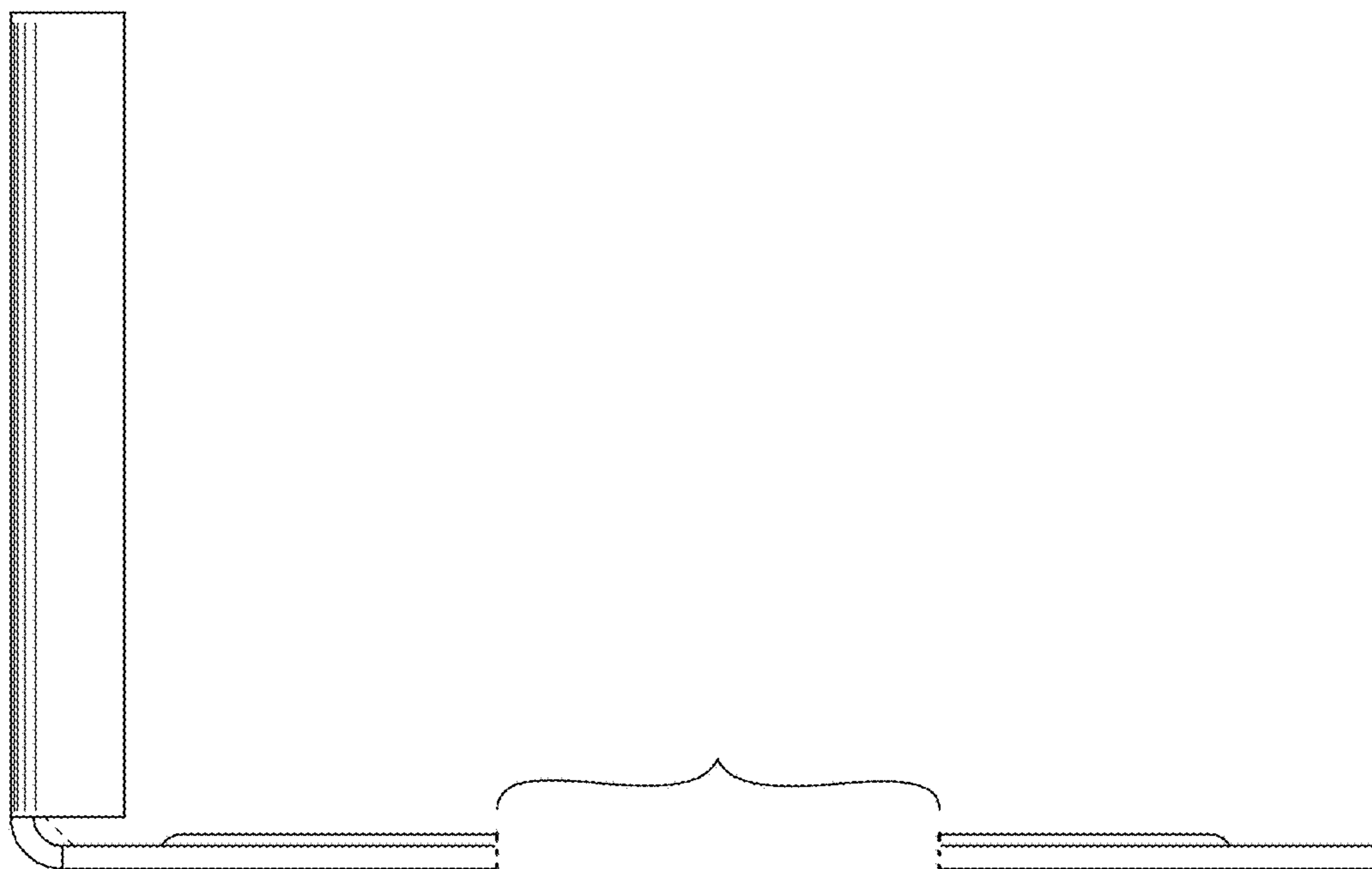


FIG. 5

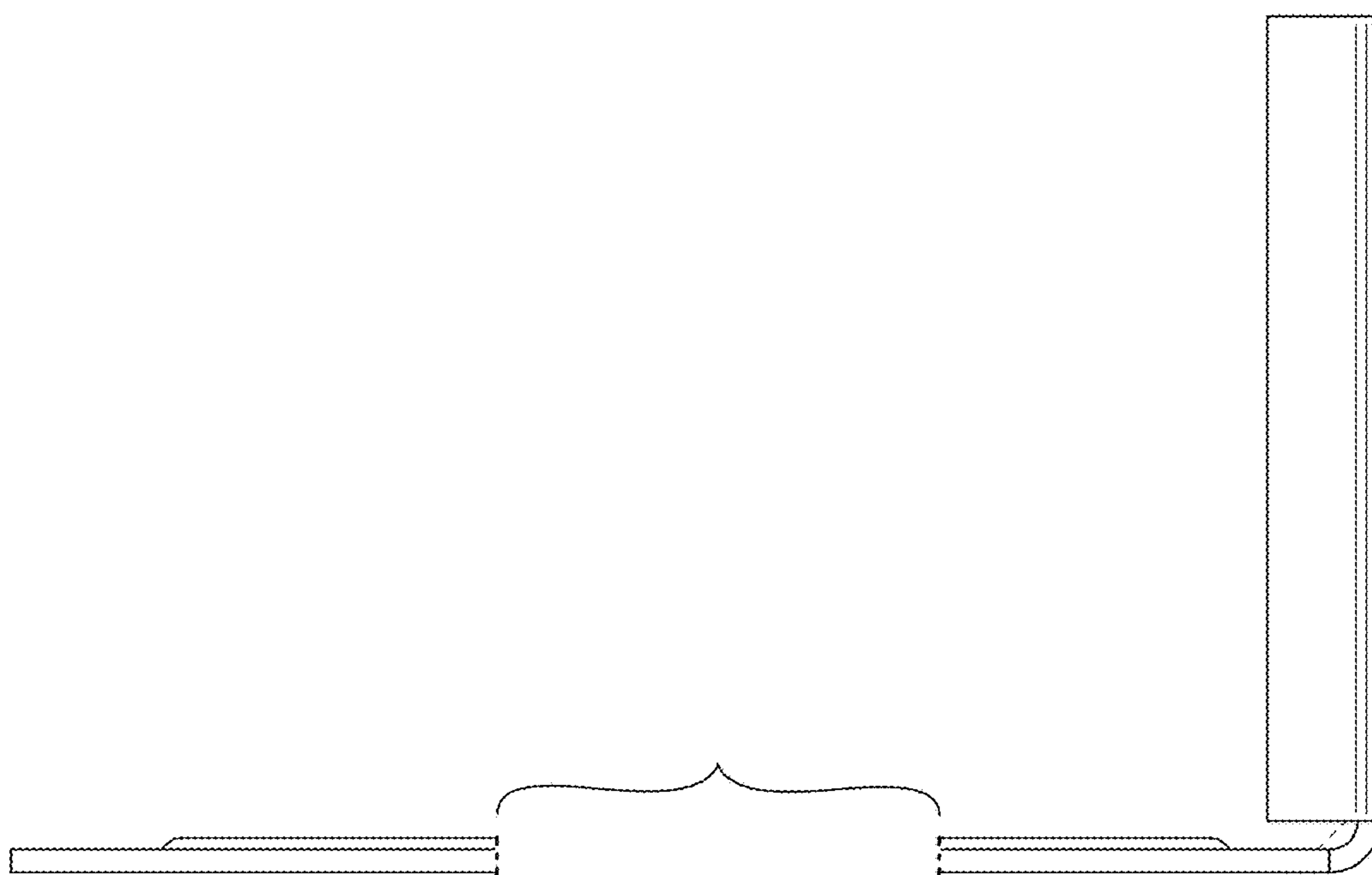


FIG. 6




FIG. 7






FIG. 8

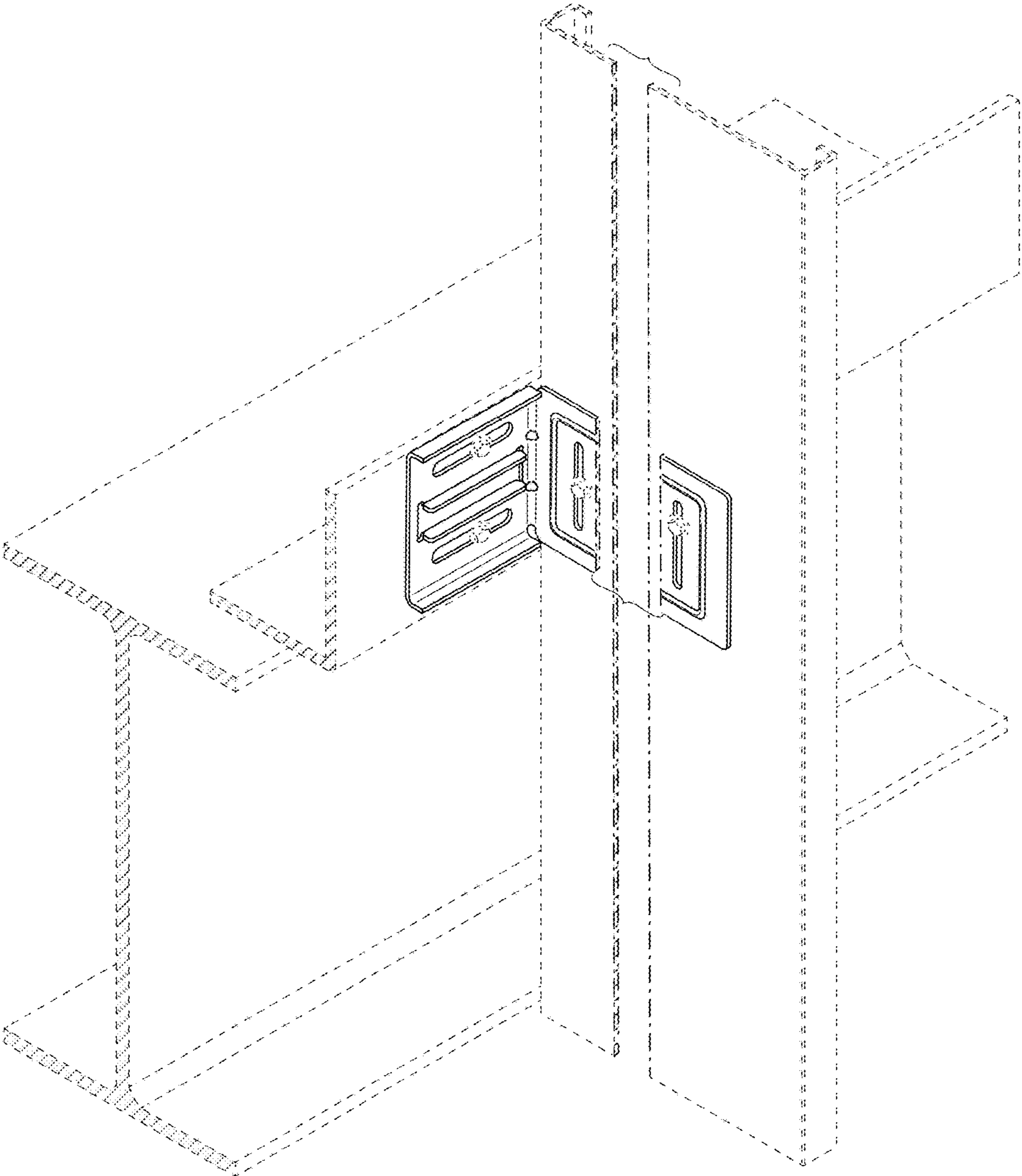


FIG. 9

UNITED STATES PATENT AND TRADEMARK OFFICE  
**CERTIFICATE OF CORRECTION**

PATENT NO. : D817,149 S  
APPLICATION NO. : 29/576961  
DATED : May 8, 2018  
INVENTOR(S) : Gregory Scott Ralph et al.

Page 1 of 3

It is certified that error appears in the above-identified patent and that said Letters Patent is hereby corrected as shown below:

Figures 7 and 8 are replaced with the correct versions of Figures 7 and 8 shown on the attached drawing sheets.

Signed and Sealed this  
Eighteenth Day of May, 2021



Drew Hirshfeld  
*Performing the Functions and Duties of the  
Under Secretary of Commerce for Intellectual Property and  
Director of the United States Patent and Trademark Office*




FIG. 7




FIG. 8