



US00D817144S

(12) **United States Design Patent** (10) **Patent No.:** **US D817,144 S**
Siciliano et al. (45) **Date of Patent:** **** May 8, 2018**

(54) **ROTARY CUTTER**

(71) Applicant: **Acme United Corporation**, Fairfield, CT (US)

(72) Inventors: **Nicole Siciliano**, Stamford, CT (US); **Sarah A. Albano**, Fairfield, CT (US); **Steven C. Cozzolino**, New York, NY (US); **Cody Stonerock**, Brooklyn, NY (US); **Peter F. Kristiansen**, Nutley, NJ (US); **Lyndon Treacy**, Brooklyn, NY (US)

(73) Assignee: **Acme United Corporation**, Fairfield, CT (US)

(**) Term: **15 Years**

(21) Appl. No.: **29/588,215**

(22) Filed: **Dec. 19, 2016**

(51) **LOC (11) Cl.** **08-03**

(52) **U.S. Cl.**
USPC **D8/98**

(58) **Field of Classification Search**
USPC D8/51, 14, 98, 99, 100, 105, 107
CPC B26B 29/00; B26B 29/02; B26B 29/005;
B26B 3/06; B26B 11/00; B26B 13/005;
B26B 25/00

See application file for complete search history.

(56) **References Cited**

U.S. PATENT DOCUMENTS

D341,764 S * 11/1993 Birkholz D8/98
5,299,355 A * 4/1994 Boda B26B 5/003
30/162

D557,583 S * 12/2007 Lewis D8/95
D582,239 S * 12/2008 Eby D8/98
D664,824 S * 8/2012 Cunningham D8/98
D691,868 S * 10/2013 Watanabe D8/98
2003/0131483 A1 * 7/2003 Carlson B26B 25/005
30/319
2006/0236551 A1 * 10/2006 Chang B26B 29/02
30/319
2007/0028461 A1 * 2/2007 Chen Lin B26B 25/005
30/293
2008/0010838 A1 * 1/2008 Kortleven B26B 11/00
30/319
2008/0010839 A1 * 1/2008 Eby B26B 25/005
30/319
2008/0201960 A1 * 8/2008 Watanabe B26B 29/02
30/151
2010/0037787 A1 * 2/2010 Eide B26B 25/005
99/538

* cited by examiner

Primary Examiner — Phillip S Hyder

(74) *Attorney, Agent, or Firm* — Alix, Yale & Ristas, LLP

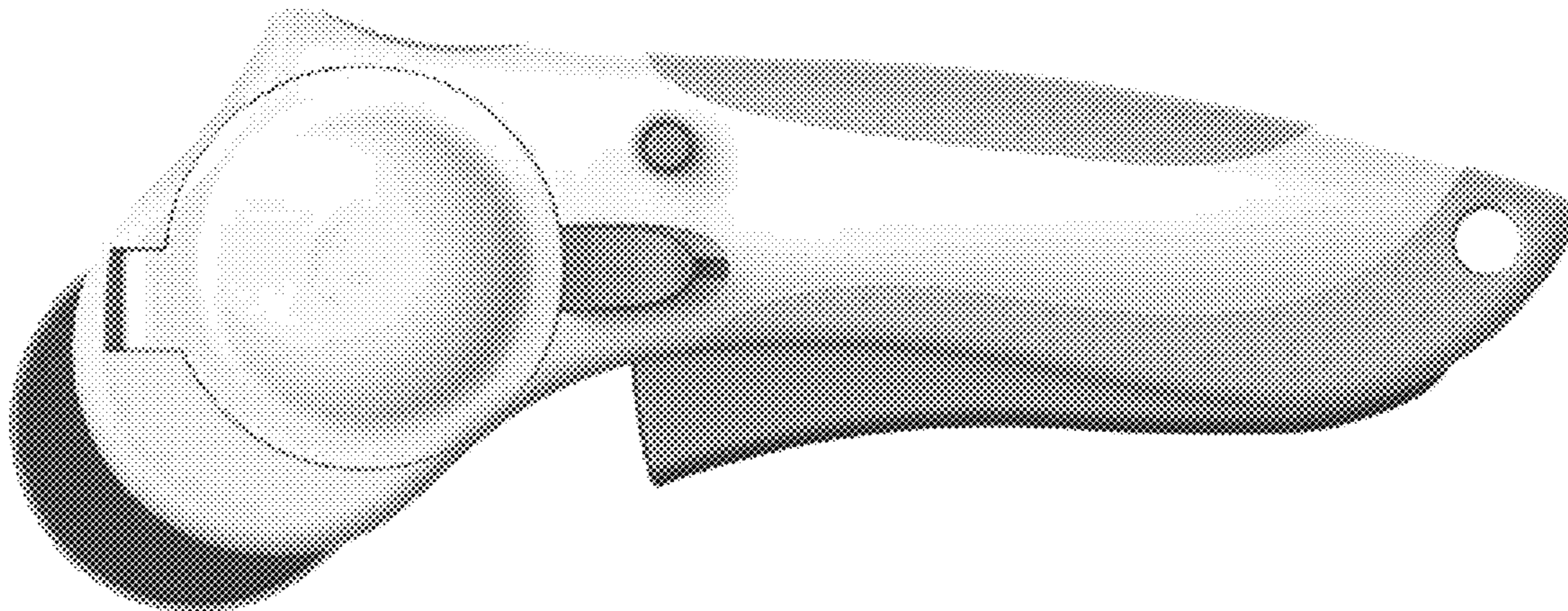
(57) **CLAIM**

The ornamental design for a rotary cutter, as shown and described.

DESCRIPTION

FIG. 1 is a front side view of a rotary cutter showing the new design;
FIG. 2 is a rear side view thereof;
FIG. 3 is a top plan view thereof;
FIG. 4 is a bottom plan view thereof;
FIG. 5 is a left end view thereof; and,
FIG. 6 is a right end view thereof.

1 Claim, 3 Drawing Sheets



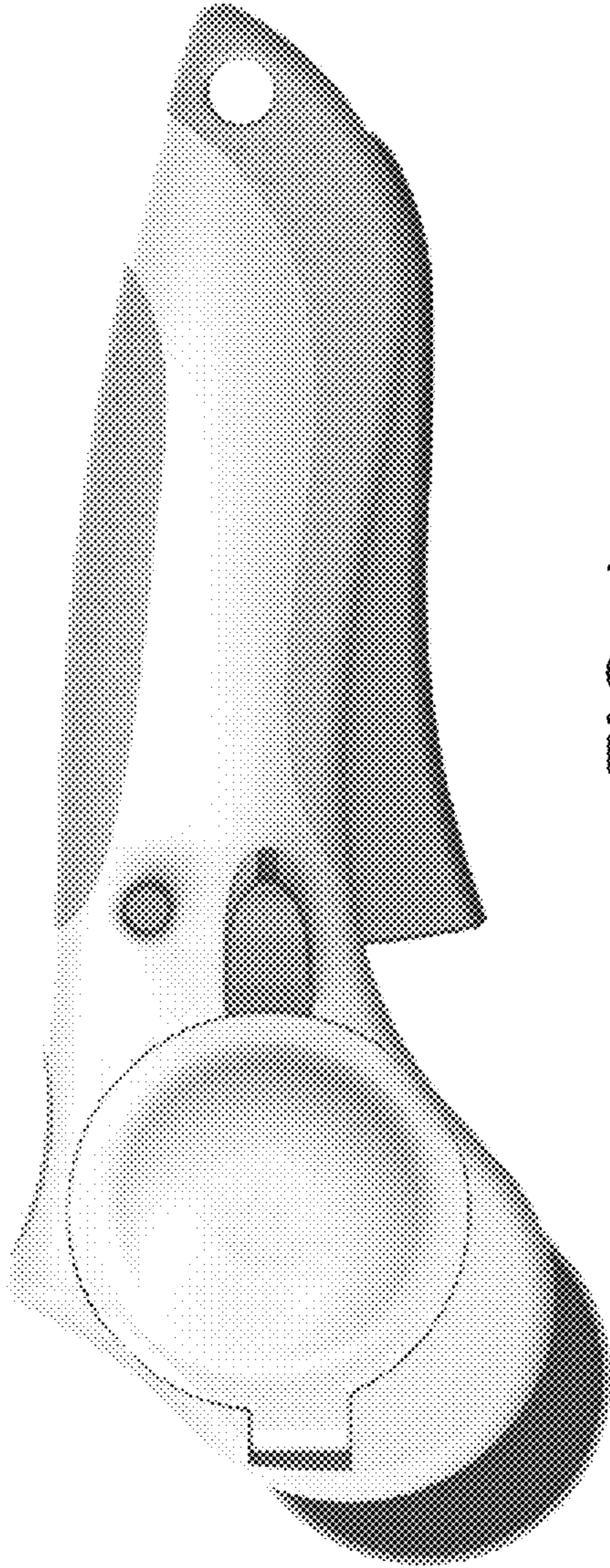


FIG. 1

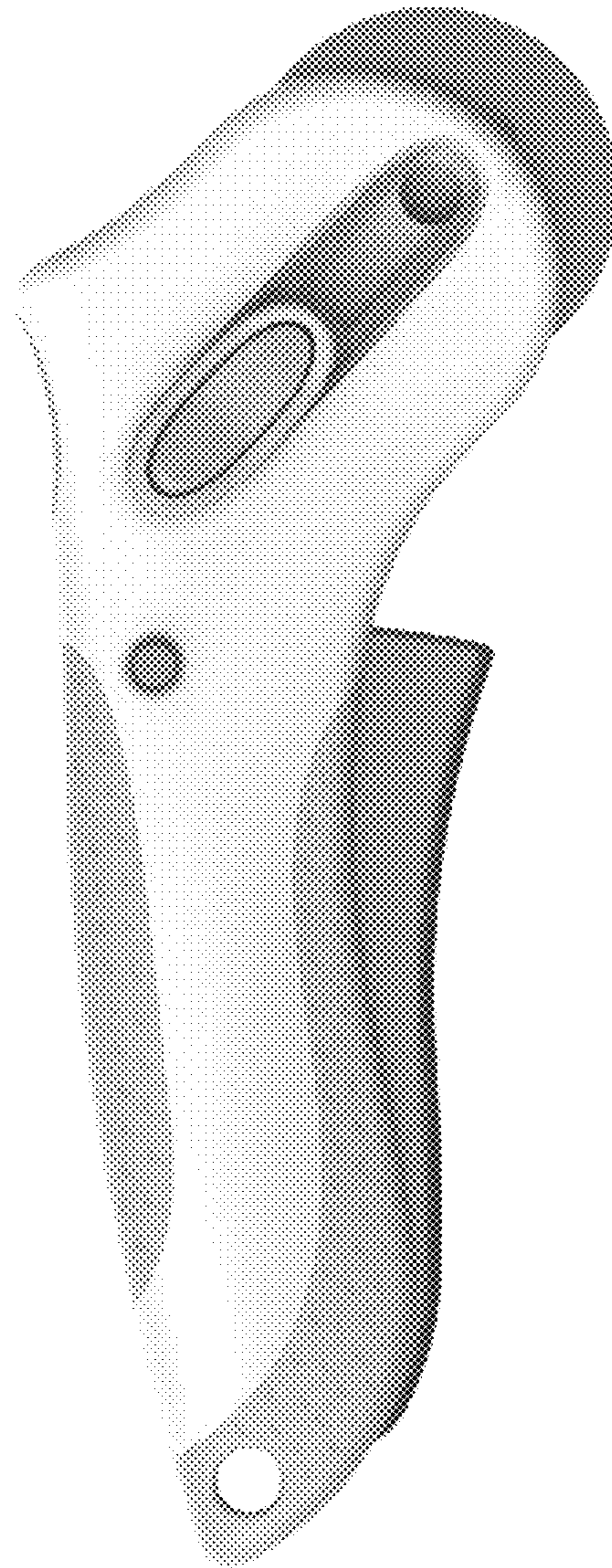


FIG. 2




FIG. 3

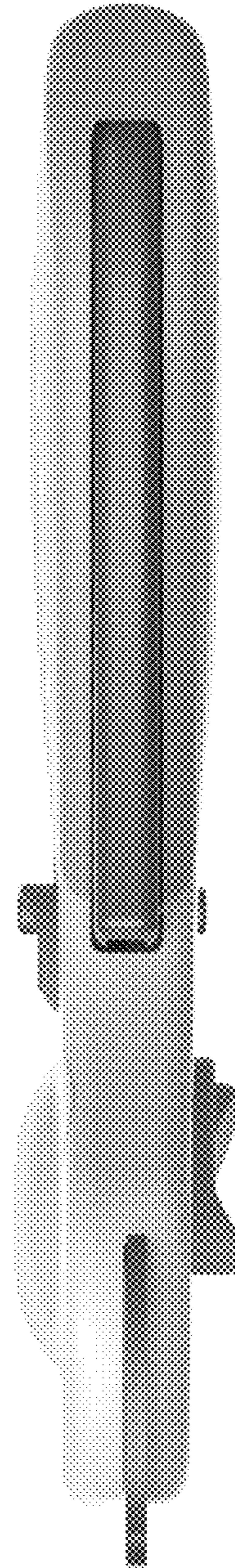


FIG. 4



FIG. 6




FIG. 5