



US00D817092S

(12) **United States Design Patent** (10) **Patent No.:** **US D817,092 S**  
**Pisarevsky** (45) **Date of Patent:** **\*\* May 8, 2018**

(54) **SLIM BEVERAGE CONTAINER WITH CARRYING STRAP**

(71) Applicant: **Arie Pisarevsky**, Montreal (CA)

(72) Inventor: **Arie Pisarevsky**, Montreal (CA)

(\*\*) Term: **15 Years**

(21) Appl. No.: **29/597,569**

(22) Filed: **Mar. 17, 2017**

(51) **LOC (11) Cl.** ..... **07-01**

(52) **U.S. Cl.**  
USPC ..... **D7/507**; D7/511; D7/536; D7/532

(58) **Field of Classification Search**  
USPC ..... D7/509, 510, 511, 523, 532, 534, 536, D7/300.1, 533, 394, 395, 531, 608, 507; D24/197; 220/592.16, 592.17; D9/435, D9/447, 436  
CPC ..... A47G 19/22; A47G 19/2205; A47G 19/2211; A47G 19/2266; A47G 19/2288; B65D 47/066; A47J 43/27; A47J 41/02  
See application file for complete search history.

(56) **References Cited**

**U.S. PATENT DOCUMENTS**

4,624,384 A \* 11/1986 Ko ..... B65D 47/06  
220/212  
D468,588 S \* 1/2003 Norris ..... D7/510  
D495,208 S \* 8/2004 Putnam ..... D7/300.1  
D534,038 S \* 12/2006 Kramer ..... D7/510  
D553,908 S \* 10/2007 Bonini ..... D7/507  
D569,195 S \* 5/2008 Kim ..... D7/608  
D575,107 S \* 8/2008 Martin ..... D7/509

D672,610 S \* 12/2012 Park ..... D7/510  
D683,247 S \* 5/2013 Baker ..... D9/773  
D701,428 S \* 3/2014 Lapsker ..... D7/532  
D718,980 S \* 12/2014 Lapsker ..... D7/532  
D729,584 S \* 5/2015 Weston ..... D7/510  
D730,111 S \* 5/2015 Beller ..... D7/387  
9,044,082 B2 \* 6/2015 Kusuma ..... A45F 3/20  
D761,624 S \* 7/2016 McLean ..... D7/507  
D771,340 S \* 11/2016 Naber ..... D32/53  
D796,905 S \* 9/2017 Kestenbaum ..... D7/510  
D799,272 S \* 10/2017 Pisarevsky ..... D7/511  
D808,720 S \* 1/2018 Dinan ..... D7/507

\* cited by examiner

*Primary Examiner* — Marianne Pandozzi

*Assistant Examiner* — Jae Liang

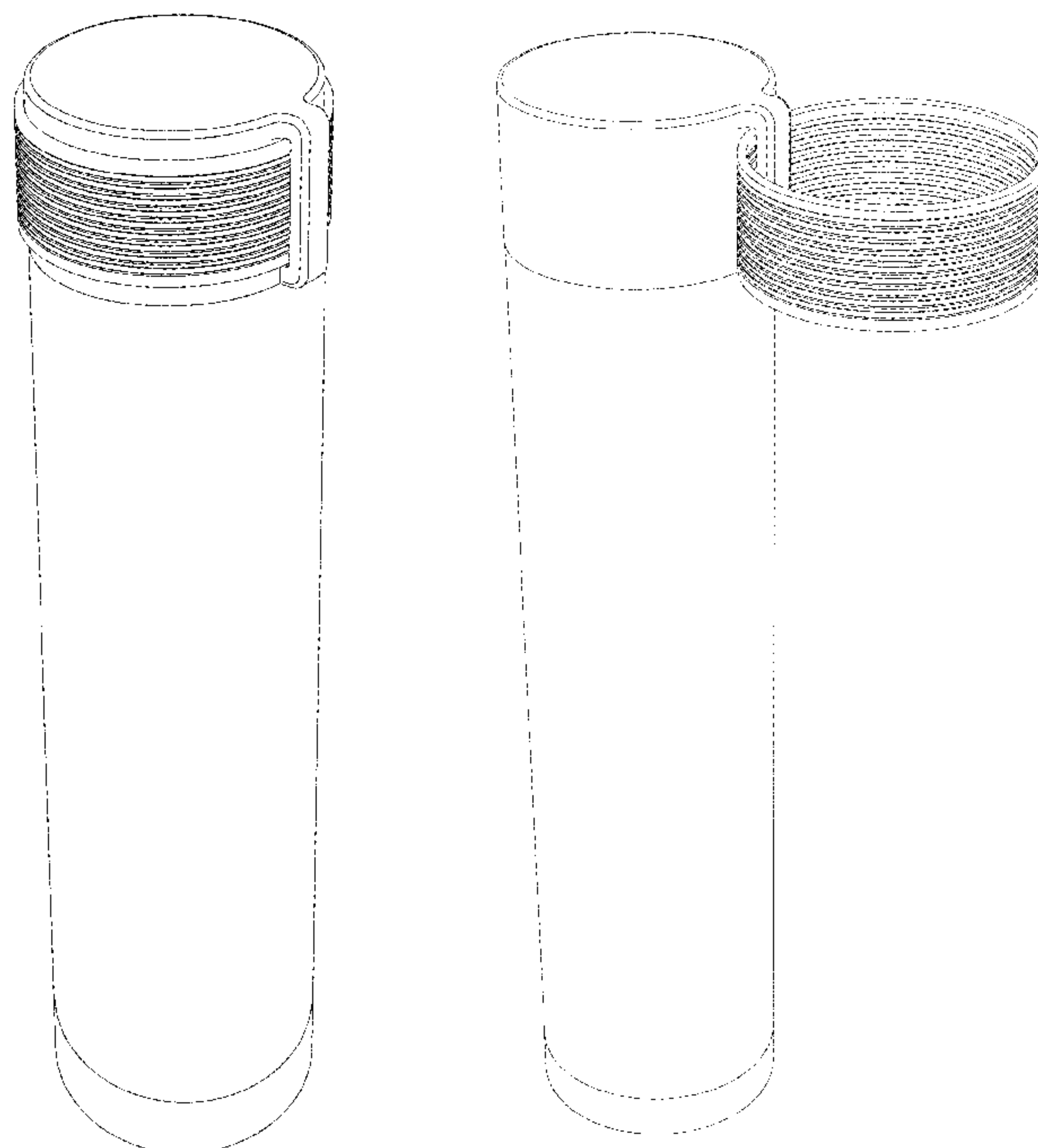
(57) **CLAIM**

The ornamental design for a slim beverage container with carrying strap, as shown and described.

**DESCRIPTION**

FIG. 1 is a perspective view of a slim beverage container with carrying strap in its first, configuration with the carrying strap in a stored position showing our new design; FIG. 2 is a front view thereof; FIG. 3 is a side view thereof; FIG. 4 is an exploded view of FIG. 2; FIG. 5 is a perspective view of the slim beverage container with carrying strap in its second configuration with the carrying strap in an open position; and, FIG. 6 is a front exploded view of FIG. 5. Portions of the cap that are not shown in the drawings form no part of the claimed design.

**1 Claim, 5 Drawing Sheets**






Fig.1




Fig.2




Fig.3





Fig.4

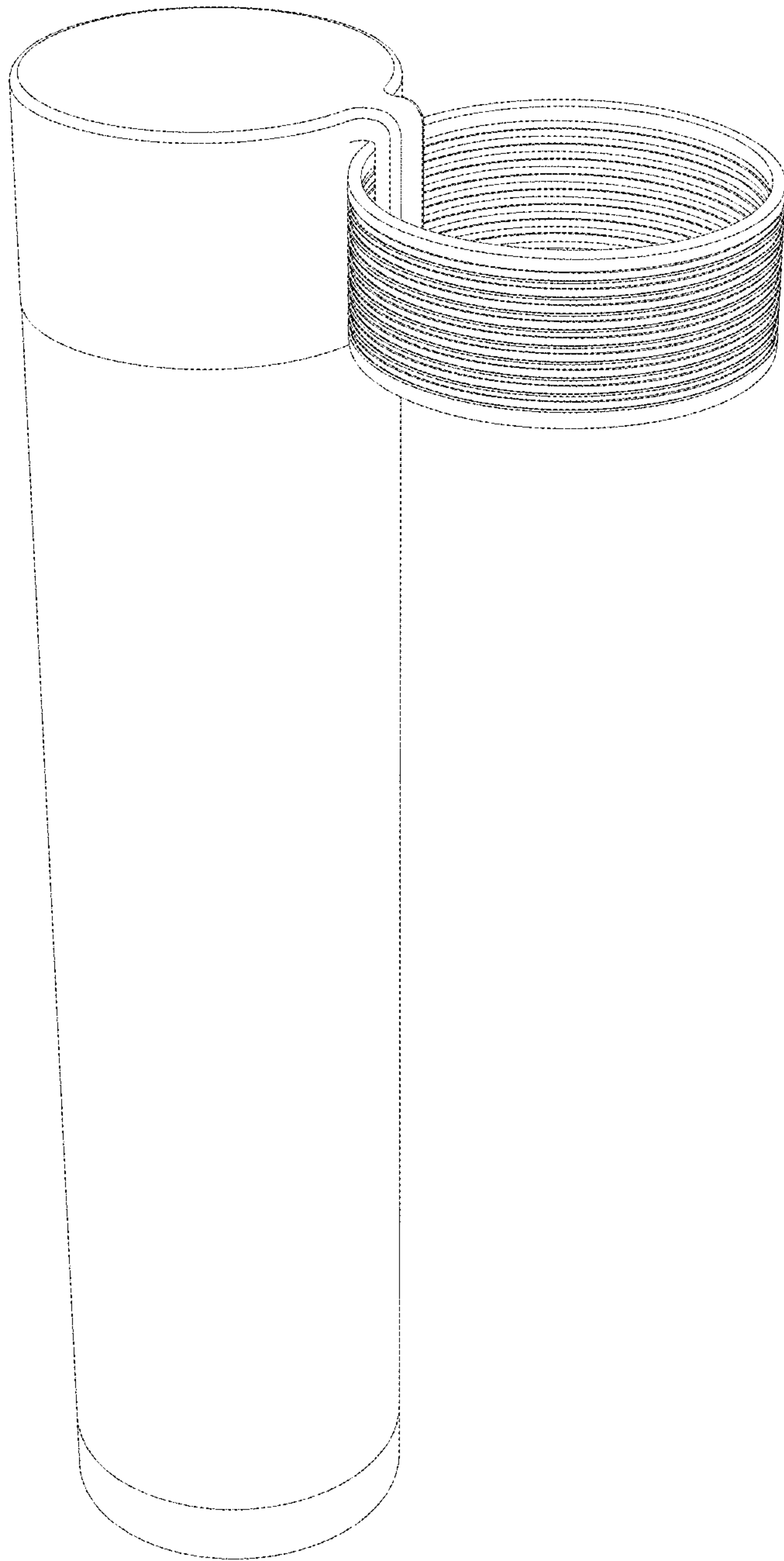


Fig.5




Fig.6