



US00D817048S

(12) **United States Design Patent** (10) **Patent No.:** **US D817,048 S**
Halvorson, Jr. et al. (45) **Date of Patent:** **** May 8, 2018**

(54) **MASK FOR CABINET DOOR OPENING**

(71) Applicant: **A-dec, Inc.**, Newberg, OR (US)

(72) Inventors: **Harold Halvorson, Jr.**, Portland, OR (US); **Bryon A. Nichols**, Salem, OR (US)

(73) Assignee: **A-dec, Inc.**, Newberg, OR (US)

(**) Term: **15 Years**

(21) Appl. No.: **29/554,511**

(22) Filed: **Feb. 11, 2016**

(51) **LOC (11) Cl.** **06-04**

(52) **U.S. Cl.**
USPC **D6/703.5**

(58) **Field of Classification Search**
USPC D6/663, 664, 664.1, 671, 671.1, 671.2, D6/671.3, 671.4, 703, 703.4, 703.5; D13/174; D8/300, 321
CPC A47B 17/04; A47B 47/03; A47B 63/00; A47B 67/00; A47B 67/005; A47B 81/06; A47B 83/00
See application file for complete search history.

(56) **References Cited**

U.S. PATENT DOCUMENTS

2,113,995 A * 4/1938 Salvage A47B 63/00
211/134
D290,566 S * 6/1987 Nathan D6/703.5

D294,559 S * 3/1988 Schwalbach D8/300
D384,265 S * 9/1997 Saravis D8/300
D435,779 S * 1/2001 Marzolf D8/321
D562,668 S * 2/2008 Stuckey D8/321
D624,771 S * 10/2010 Lim D6/703.5
D720,979 S * 1/2015 Kaishian D8/300

* cited by examiner

Primary Examiner — Mimosa De

(74) *Attorney, Agent, or Firm* — Klarquist Sparkman, LLP

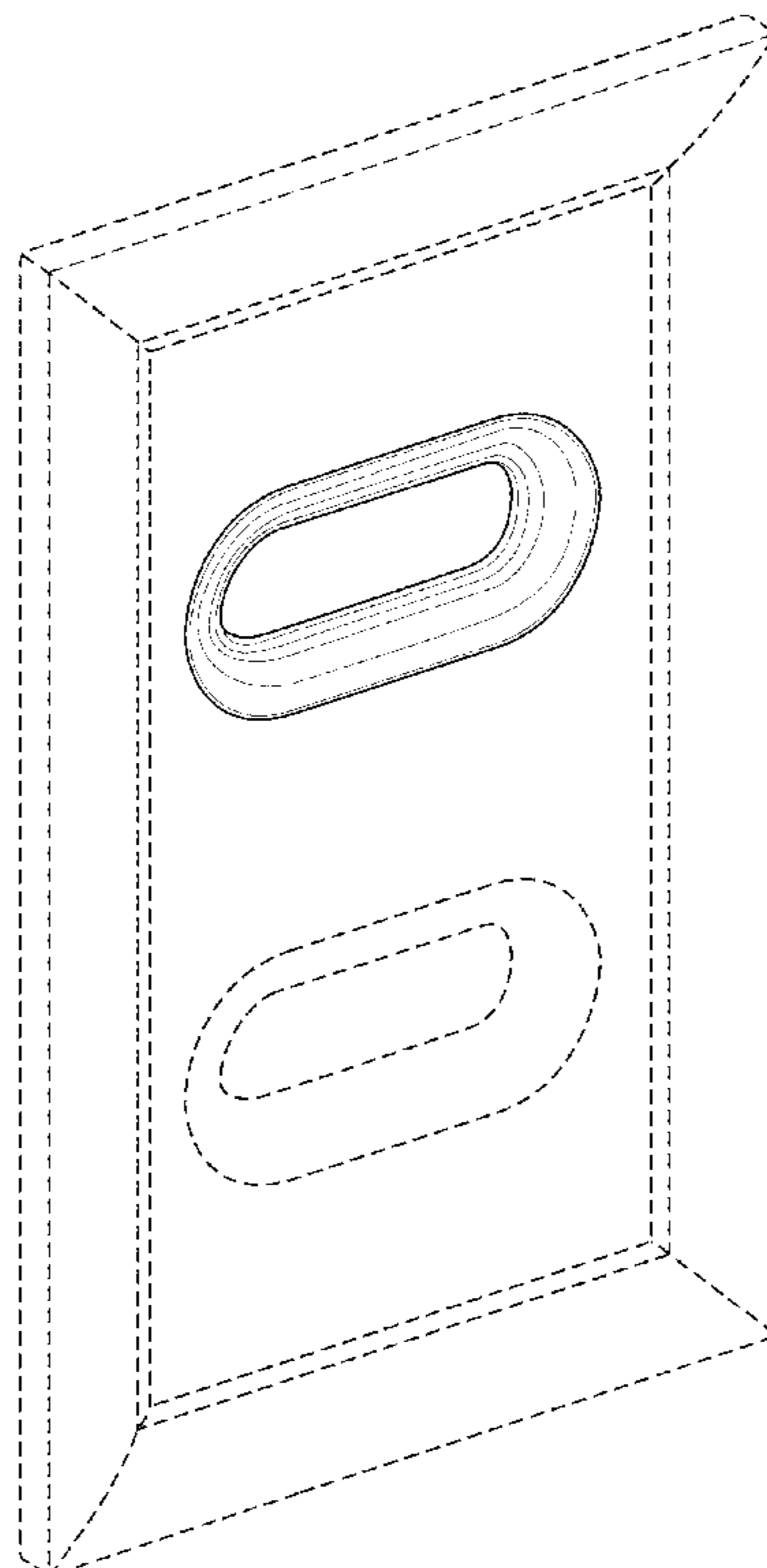
(57) **CLAIM**

The ornamental design for a mask for a cabinet door opening, as shown and described.

DESCRIPTION

FIG. 1 is a perspective view of a mask for cabinet door opening in use condition.
FIG. 2 is a front elevational view of the mask for cabinet door opening.
FIG. 3 is a rear elevational view thereof.
FIG. 4 is a top plan view thereof.
FIG. 5 is a bottom plan view thereof.
FIG. 6 is a right side elevational view thereof; and,
FIG. 7 is a left side elevational view thereof.
The broken line showing of a portion of a rear of the mask for cabinet door opening forms no part of the claimed design. The broken line showing of a cabinet door illustrates the environment of the claimed design and forms no part thereof.

1 Claim, 2 Drawing Sheets



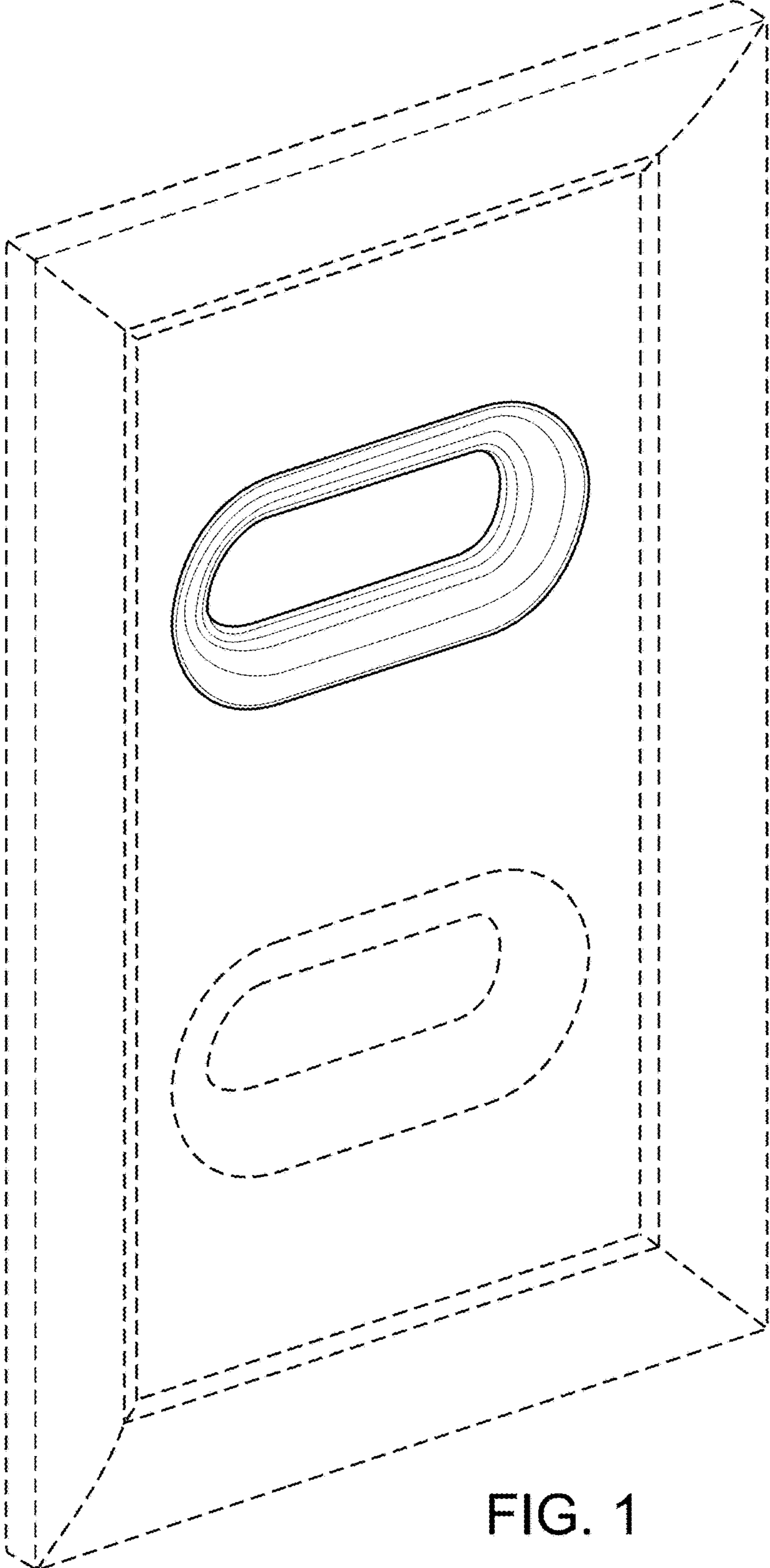


FIG. 1

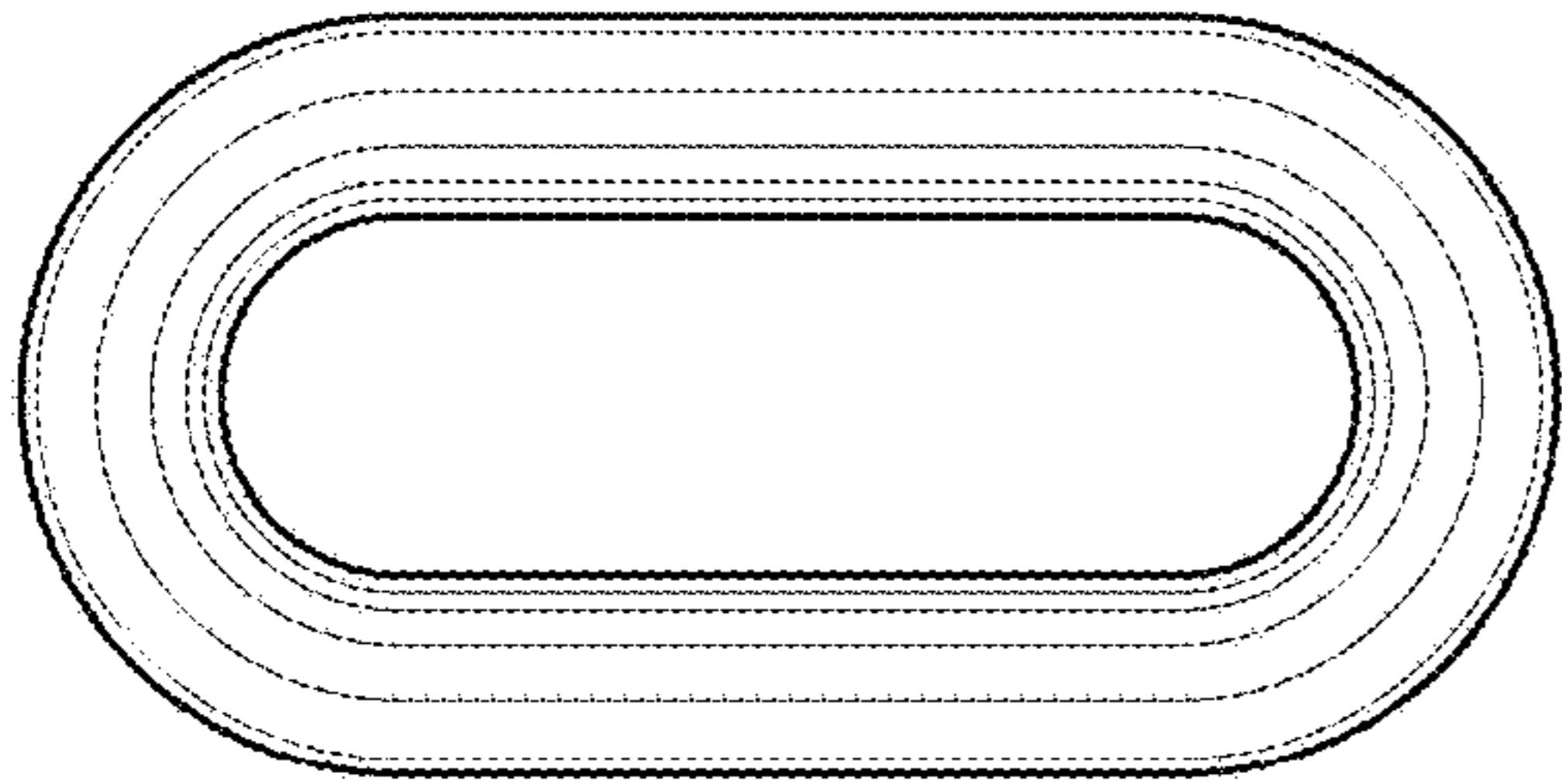


FIG. 2

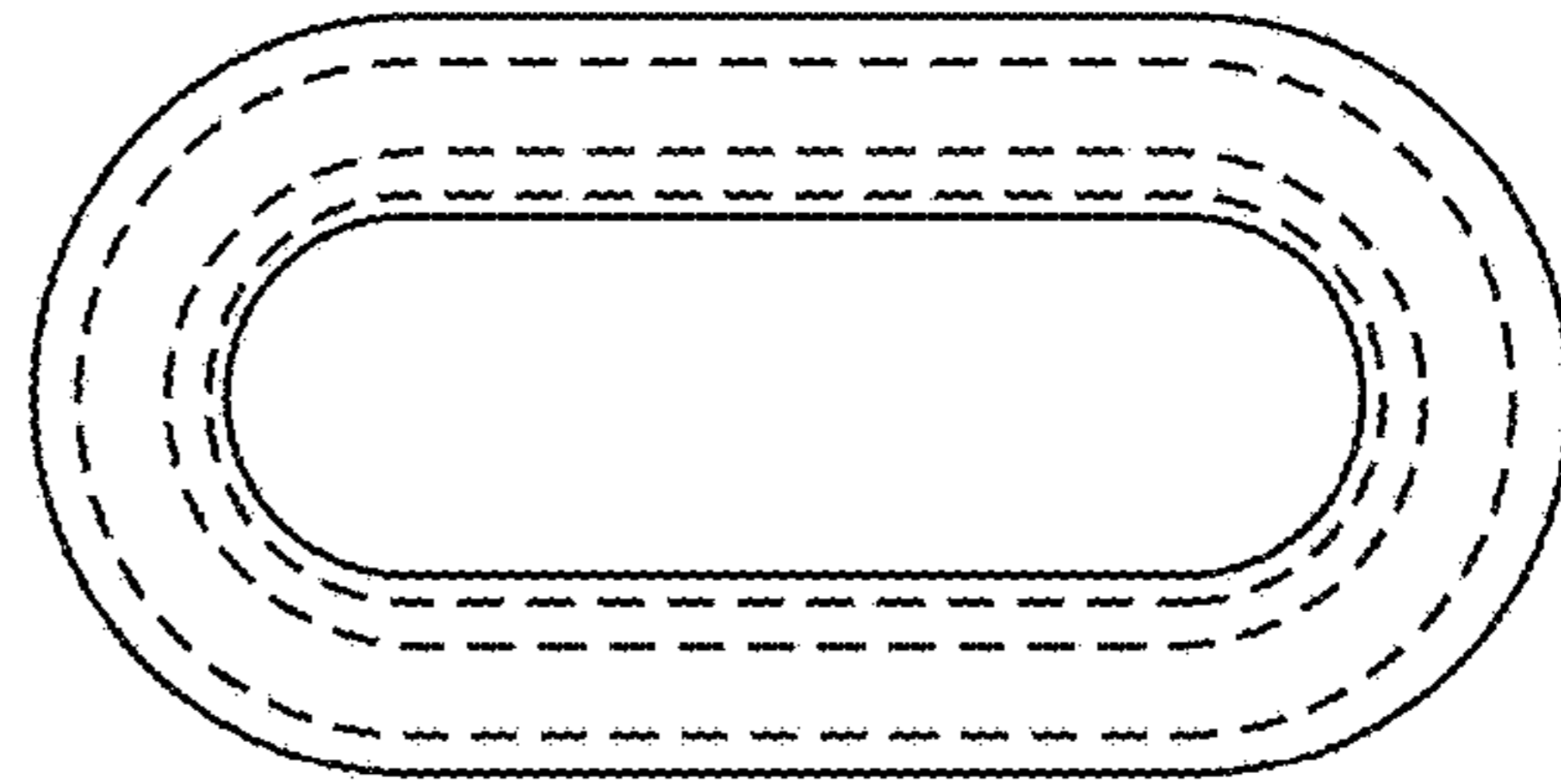


FIG. 3



FIG. 4




FIG. 5




FIG. 6




FIG. 7